

Sunday School Home Activities - Week of March 13, 2022



Weekly home activities, great for the whole family, are designed to guide children from Nursery thru 5th grade and their families in Bible stories, engaging experiences, spiritual practices, and opportunities for reflection. Pick one to two activities to do with your family each week.

Contact Kathy Schmucker, Spiritual Formation Director, for more information. kschmucker@faithumchurch.org

Welcome to Wonder

Wonder Table - Prepare Ahead: As a family, create a Wonder Table. Find a small table or area in your home. On the table place a candle, a plant or flower, and any other special items you want to include. Use this space while gathering as a family to engage in the lesson or online worship together.

Wonder Box - The Wonder Box is a special place to hold a special item that connects to the Faith Word and to the Bible story. Place items or symbols related to each week's Bible story in the Wonder Box. You may want to keep your Wonder Box on your family's Wonder Table. You can make your own Wonder Box to be any shape or size, but it's best if it has a lid. Include your whole family in the creation process.

Wonder with Me - READ the Bible Story - Read the Bible story, Luke 18:35-43.

- Read from the Bible or the Celebrate Wonder Bible Storybook or attached handout. The story is also in the Lent Family Kits.

WATCH the Bible Story and Sing with the Celebrate Wonder Music Videos



Watch this week's Celebrate Wonder Video on Amplify Media:

Amplify Media is a new resource for our congregation! This will make it easy for you and your families to access 1000's of videos for adults, youth and children. To receive the log in info and our congregation's access code, email kschmucker@faithumchurch.org or text Kathy at 330-224-6138. Once you have logged into Amplify Media search Celebrate Wonder to watch this week's Celebrate Wonder Video and view the Celebrate Wonder Music Videos! Amplify Media has also recently added a section called, Cokesbury Kids, to make it easier for you to find all the great resources available for children!

This week's video is Celebrate Wonder Spring 2022 Session 2 A Blind Man is Healed.

SAY: This month we are hearing stories about Jesus. In today's story he heals a man who is blind.

WONDER: Why do you think Jesus restored the man's sight?

PRAY: Dear God, thank you for including everyone in your love. Amen.

Lenten Wonder Cube

Supplies: Page 2D (attached and in the Lent Family Kit), crayons, colored pencils, or markers, glue sticks or tape

SAY: We are in the church season of Lent. Lent is the time when Christians prepare for Easter by spending time with God. The season lasts forty days not including Sundays. Each Sunday we celebrate a mini-Easter when we come to worship with our church families.

SAY: We can prepare for Easter with our families. These cubes have ideas on what we can do together.

- Invite everyone to color their cubes.
- Cut the cubes out along the dotted lines.
- Fold the cubes along the solid lines.
- Add glue or tape to the tabs and assemble the cube.
- Use the Lenten Wonder Cube with your family as a way to prepare for Easter.

Binoculars (Art)

Supplies: Page 2E (attached), crayons, paper, scissors, tape

SAY: The man in this week's story was often left out because he couldn't see. The people in his community started ignoring him. He wasn't seen by the community. Let's make binoculars so we can be on the lookout for anyone left out.

- Color the binoculars and then cut them out. Cut out the eye holes. Roll the rectangles into tubes. Tape the tubes, so they stay rolled up. Then stick the tubes into the eye holes.

SAY: Can you see someone who needs a little extra love today?

Examine the Bible Verse

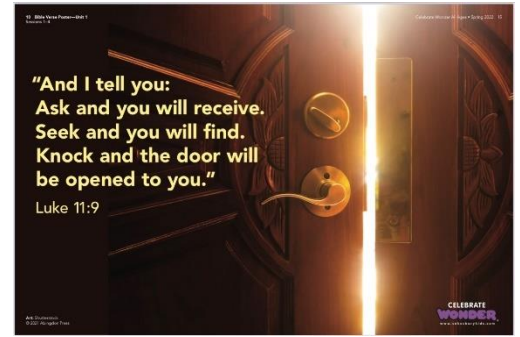
SAY: Our Unit 1 Bible verse is Luke 11:19. Find it in your Bibles.

ASK: Is the Book of Luke in the Old or New Testament? (*New*) Where is Luke located in the New Testament? (*in the Gospel books*) In what chapter of Luke is our verse located? (*11*) What is the verse number? (*19*)

Read the scripture together.

ASK: What is the reference for our verse? (*Luke 11:19*)

SAY: Our Bible verse reminds us that God is always with us, helping us as we wonder and grow.



SHARE the Faith Word: LENT

Lent is a time when Christians prepare for Easter by spending time with God. WONDER together:

- What can you do to spend time with God?
- What do you think the story of the man who was blind teaches us?
- Why did the man keep shouting after he was shushed?

Additional Activities Attached for this Week:

- Blind Man is Healed Coloring Page, Lenten Wonder Cube, Binoculars Art, What Do You Pray For?

Spiritual Practice—Exploring Wonder Through Faith

- Gather together.

SAY: A spiritual practice is something we do to help us connect to and spend time with God. During the church season of Lent, we will do the same practice each week—a special Lenten movement prayer. A movement prayer uses words and movements to connect our minds, bodies, and hearts to God.

- Invite everyone to stand up and spread out so everyone has enough space for the prayer.
- Encourage the children to repeat your words and mirror your movements.

PRAY: Dear Loving God, (*praying hands*)

we have made it (*arms overhead and jump in the air*)

to the season of Lent— (*point to wrist like you would to a wristwatch*)

the time we each prepare for Easter. (*tap wrist like you would to a wristwatch*)

Please prepare our hearts, (*point to your heart*)

our minds, (*point to your head*)

and our bodies (*flex your muscles*)

to do your work in our world. (*march in place*)

Help us connect to you (*clasp your hands*)

so we can connect with others. (*reach arms out to the side*)

Amen. (*praying hands*)

SAY: This week spend some time with God.

- Bless everyone. Touch each person as you say this blessing: “May you always feel connected to God. Amen.”

FAMILY SPIRITUAL PRACTICE - BIBLE PASSAGE: Luke 18:35-43

Wonder: After reading the story from the Bible or from the Celebrate Wonder Bible Storybook, wonder together.

Ask: What would you ask Jesus to do for you?

Do: This week, use your Lenten Wonder Cube together during bedtime.

Pray: Dear God, thank you for listening to our hearts' desires. Amen

Celebration Chart: Place the chart on your refrigerator, kitchen table, or in an easy-to-access place. Throughout the week, have your child mark a space each time he or she completes an item on the chart. When a vertical, horizontal, or diagonal line is completed, celebrate together! A *Celebration Chart for Spring* is included in the *March 6 Sunday School Home Activities* and in the *Lent Family Kits*.

Adapted from Celebrate Wonder Winter 2022 Session 2 © 2021 Cokesbury

Additional Family Activities:

• Lent: Full to the Brim Sunday School Activities

THE SECOND SUNDAY IN LENT: Under God's Wing

Scripture: Luke 13:31-35

Affirmation: I am safe with God.

Bible Story Paraphrase: Jesus was on his way to Jerusalem. King Herod was not happy with some of the things Jesus had been saying as he was teaching all around Judea. Some people came to warn Jesus, telling him, "Get away from Jerusalem! Don't you know Herod wants to kill you?"

But Jesus was determined. He told them, "Herod is like a fox, and I am like a mother hen, trying to protect the people of Jerusalem like a flock of chicks. How I want all my baby chicks to be safe under my wings! But time after time, they run away and turn on the very people God sends to protect them. Still, like a mother hen, I will not stop loving my flock."

Wonder Questions:

- If you were to compare God to an animal, what animal would you choose? Why?
- Mother hens are soft and warm spaces for their chicks to gather, but they are also very fierce, chasing off predators. Who in your life feels safe like that?
- Have you ever wanted to do something on your own, without help or protection from a grown-up? Were they still there for you after? (You might include examples such as learning to ride a bike, participating in a sport, or staying the night at someone else's home.)

Suggested Activities:

- Read the book *The Runaway Bunny* by Margaret Wise Brown, illustrated by Clement Hurd. Find a read-along on YouTube [here](#).
 - Which make-believe pair was your favorite? Why?
 - Why do you think the mother bunny is so determined to follow the baby bunny?
 - How does it feel to know that there is someone who loves you so much that they would follow you everywhere you go?
 - How do you think the baby bunny feels at the end of the story?

Art Prompt: Use the included handout to create a hen to remember how God is like a mother. You might also add yourself as a chick under the hen's wing. How does the chick represent you?

Prayer: Dear God, thank you for being our mother hen, our safe space where we are loved and protected, even when we run away from you. Remind us that we always have a home in your love. In Jesus' name we pray. Amen.

Paraphrase by Anna Strickland | A Sanctified Art, LLC | sanctifiedart.org

Vase – Our Lent theme, Full to the Brim, invites us to explore abundant, expansive grace during this season of Lent. The Bible is brimming with the gospel of grace and so during Lent we are invited into a full life, a radically different life. We are invited to be who we are, to counter scarcity and injustice, and to spread love lavishly. Lent Kits contain a vase. Decorate the vase together as a family. You may even want to use some paint or glue to add some glitter to your vase. Place the vase at your dinner table where you will see it often. Talk about where you see God's love and grace overflowing and how God wants you to spread this overflowing love and grace. Write ideas and place them in the vase. Then, read them together on Easter Sunday. Or add a symbol to the vase each week of Lent that helps you to remember that we are filled to the brim with God's amazing love. We'd love to see pictures of your family's vase!



Lent Calendar – Hang where you can see it and do the daily suggestions as you prepare for Easter.

Full
to the Brim
An expansive lent

A Blind Man Is Healed – Luke 18:35-43

A man was sitting on the side of the road asking for help. He was blind—he couldn't see anything. Because he couldn't see, he couldn't work. So, each day he sat by the road hoping someone would give him money or food.

This particular day, as the man sat on the side of the road, he heard lots of noise headed his way. He heard the sounds of lots of feet walking and lots of people talking. It sounded like a big crowd was walking down the road. Then the man heard someone say the name "Jesus."

"Hey!" the man shouted, "what is happening?"

"Jesus is walking this way," said someone in the crowd.

Without any hesitation, the man because calling out to Jesus. The people in the crowd told him to be quiet. This only made the man yell louder.

"Jesus, Son of David, please show me mercy!" the man yelled.

Over all of the noise, Jesus heard the man's call. Jesus stopped, scanned the crowd, and asked someone to bring the man to him.



The people in the crowd helped the man get to Jesus.

Jesus asked the man, "What do you want me to do for you?"

The man said, "Lord, I want to see."

Jesus said, "Receive your sight! Your faith has healed you."

All at once, the man was able to see! He began praising God, and all the people in the crowd began praising God too.

Family Spiritual Practice

Bible Passage: Luke 18:35-43

Wonder: After reading the story from the Bible or from the *Celebrate Wonder Bible Storybook*, wonder together. **Ask:** What would you ask Jesus to do for you?


Do: This week, use your Lenten Wonder Cube together during bedtime.

Pray: Dear God, thank you for listening to our hearts' desires. Amen.

2A

A Blind Man Is Healed – Coloring Page

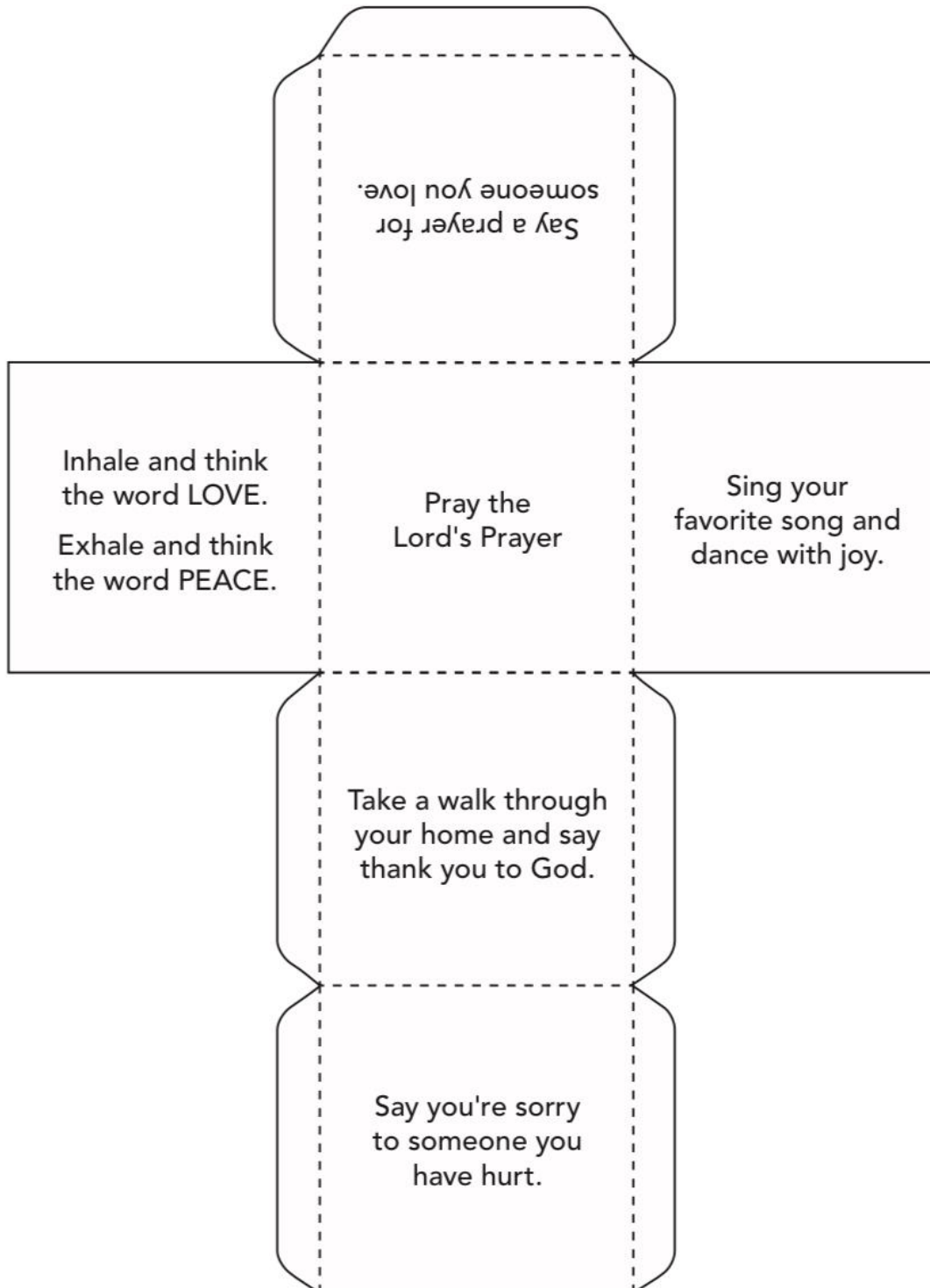
A man who was blind called out to Jesus and asked Jesus to heal him. He wanted to see. Jesus spoke and the man could see!



2D

Lenten Wonder Cube – Home Activity


Lent is the church season where Christians prepare their hearts for Easter for forty days. Use this Lenten Wonder Cube with your family as a way to help you prepare.



2E

Binoculars – Art Activity

The man in our story wanted to see. When you look around, what do you see?




I am safe with God.

Create a hen to remember how God is like a mother. You might also add yourself as a chick under the hen's wing. How does the chick represent you?

2G

What do you pray for?

The man who was blind knew what he really wanted from Jesus—to see. What do you pray the hardest for? Draw or write about it.



1E

Lenten Calendar – At-Home Activity

Lent is a church season that lasts from Ash Wednesday until Easter. It's forty days, excluding Sundays, of reflection and growing closer to God in preparation of Easter. Use this countdown calendar to track Lent together as a family.



Lenten Calendar 2022

Color a square **purple** when you pray.

Color a square **yellow** when you do something kind for someone.

Color a square **blue** when you notice God (God Sighting).

Color a square **green** when you give up something (dessert, TV, video game, etc) to make room for God.

Color a square **red** when you attend worship (in person or online).

Color a square **orange** when you give to help others.

Sunday	Monday	Tuesday	Wednesday	Thursday	Friday	Saturday
			2 Ash Wednesday MARCH	3	4	5
6 Mini Easter	7	8	9	10	11	12
13 Mini Easter	14	15	16	17	18	19
20 Mini Easter	21	22	23	24	25	26
27 Mini Easter	28	29	30	31	1 APRIL	2
3 Mini Easter	4	5	6	7	8	9
10 Mini Easter	11	12	13	14 Holy Thursday	15 Good Friday	16 Holy Saturday
17 EASTER						

Faith Word—Unit 1

