

Sunday School Home Activities - Week of February 20, 2022



Weekly home activities, great for the whole family, are designed to guide children from Nursery thru 5th grade and their families in Bible stories, engaging experiences, spiritual practices, and opportunities for reflection. Pick one to two activities to do with your family each week.

Contact Kathy Schmucker, Spiritual Formation Director, for more information. kschmucker@faithumchurch.org

Welcome to Wonder

Wonder Table - Prepare Ahead: As a family, create a Wonder Table. Find a small table or area in your home. On the table place a candle, a plant or flower, and any other special items you want to include. Use this space while gathering as a family to engage in the lesson or online worship together.

Wonder Box - The Wonder Box is a special place to hold a special item that connects to the Faith Word and to the Bible story. Place items or symbols related to each week's Bible story in the Wonder Box. You may want to keep your Wonder Box on your family's Wonder Table. You can make your own Wonder Box to be any shape or size, but it's best if it has a lid. Include your whole family in the creation process.

Wonder with Me - READ the Bible Story - Read the Bible story, Luke 7:1-10.

- Read from the Bible or the Celebrate Wonder Bible Storybook or attached handout. The story is also in the Advent Family Worship Kits.

WATCH the Bible Story and Sing with the Celebrate Wonder Music Videos



Watch this week's Celebrate Wonder Video on Amplify Media:

Amplify Media is a new resource for our congregation! This will make it easy for you and your families to access 1000's of videos for adults, youth and children. To receive the log in info and our congregation's access code, email kschmucker@faithumchurch.org or text Kathy at 330-224-6138. Once you have logged into Amplify Media search Celebrate Wonder to watch this week's Celebrate Wonder Video and view the Celebrate Wonder Music Videos! Amplify Media has also recently added a section called, Cokesbury Kids, to make it easier for you to find all the great resources available for children!

This week's video is Celebrate Wonder Winter 2021/2022 Session 12 A Servant is Healed.

SAY: This month we are talking about stories from Jesus' life. Today we will hear about a servant who was healed by Jesus. **WONDER:** Why do you think Jesus healed a servant?

PRAY: Dear God, thank you for loving everyone. Help us find ways to include everyone in our church, schools, and community. Amen.

Paper Airplane Messages

Supplies: Bible Verse Paper, Page 12D for folding directions, crayons, colored pencils or markers

- Decorate the Bible Verse Paper. Use the instructions on page 12D to fold a paper airplane that will fly in loops!
- Once the papers have been folded into airplanes, invite the kids to toss them in the air.
- Have the kids retrieve the planes and unfold them and read the Bible verse together or to each other.
- Today's Bible story has a theme of a message being sent to Jesus. Discuss how the planes flew through the air carrying a message: this month's Bible verse.

Experience Wonder – Start a Plant

Supplies: pots or plastic cups, starter soil, seeds, water, crayons, markers

- Decorate the flowerpot or cups
- Add soil to the cup and then place seeds in the dirt. Cover with a little more soil.
- Add some water to the cups. Place the cups in a sunny spot. Water your seeds when the soil starts to feel dry.
- Read Matthew 17:20 in the Bible. **SAY:** Some people think you need a BIG faith for BIG things to happen. But Jesus taught us that even if you put a small amount of faith in God, BIG things can still happen—just like the centurion in today's story. He had faith that Jesus could do an amazing miracle, and Jesus did! Jesus healed the servant.


Examine the Bible Verse

SAY: This month's Bible verse is Luke 5:26. Find it in your Bibles.

ASK: Is the Book of Luke in the Old or New Testament? (New) Where is Luke located in the New Testament? (third book) In what chapter of Luke is our verse located? (5) What is the verse number? (26)

ASK: What is the reference for our verse? (Luke 5:26)

Say the Bible verse together.



SHARE the Faith Word: WONDER



The definition for wonder is to be curious and explore the mystery of God. The people who witnessed the miracles Jesus performed were filled with wonder. How was Jesus able to heal people who were sick for a long time? We can be full of wonder about Jesus, God, the Bible, faith, and lots of other things!

WONDER together:

- ☐ How was Jesus able to heal people who were sick?
- ☐ Do you think the Roman was brave to ask help from a Jew, someone his country was not kind to?
- ☐ What do you think the servant felt in the story?

Additional Activities Attached for this Week:

- A Servant is Healed Coloring Page, Intercessory Prayer Hand

Spiritual Practice—Exploring Wonder Through Faith

- Gather together.

SAY: Spiritual practice is something we do to help us connect to God. This month we are exploring wonder, to be curious and explore the mystery of God. We are hearing stories about the people whom Jesus healed. Today a servant of a Roman centurion was healed by Jesus.

- Guide everyone through a spiritual practice called a body prayer.

Christ be with us. (Spread out your arms.)

Christ before us. (Place your arms in front of your body.)

Christ behind us. (Turn around.)

Christ in us. (Place your hands on your chest.) Amen.

PRAY: Dear God, thank you for giving us curiosity and wonder to learn more about you and how you work in our world. Amen.

- Bless everyone. Touch each person as you say this blessing: "May you be full of wonder your whole life through. Amen."

FAMILY SPIRITUAL PRACTICE - BIBLE PASSAGE: Luke 7:1-10

Wonder: After reading the Bible story from the Bible or from the Celebrate Wonder Bible Storybook, wonder together.

Ask: Who can you stand up for this week?

Do: We can pray for others. Make a list of people to pray for, and pray for them as a family each day. Pray: Dear God, help us care for the people in our community. Amen.

Celebration Chart: Place the chart on your refrigerator, kitchen table, or in an easy-to-access place. Throughout the week, have your child mark a space each time he or she completes an item on the chart. When a vertical, horizontal, or diagonal line is completed, celebrate together! *A Celebration Chart for Winter is included in the 12/19 week's Sunday School Home Activities and in the Advent Family Kits.*

Adapted from Celebrate Wonder Winter 2021 Session 12 © 2021 Cokesbury

Additional Family Activities:

- **Resources for Talking about Race and Racism with Children:** Visit our website at <https://www.myfaithunited.org/anti-racism/>
- **Look for God Sightings**, looking for our good God in the world! Share the God Sightings you find with us. We will share them during our Wednesday Night worship.
- Use individually, or as a family, the worship and devotional resources connected with Sunday's Worship and Sunday School. Share with others! Visit our website for updated resources: <https://www.myfaithunited.org/worship-online/>

- **Women of the Hebrew Bible Sunday School Activities**

READ about the Women who Saved Moses - Exodus 1:8-14; 2:1-10, in the Bible or pages 50-51 in the Celebrate Wonder Bible Storybook.

READ about a woman named Hagar in Genesis 21: 8-21.

Read about the daughters of Zelophehad in Numbers 27:1-11

Read the names of the women listed in the genealogy of Jesus in Matthew 1:1-6.



What important role do the women play in these stories?

How did the women in these stories make a difference for God's kingdom?

What do we learn about God through the stories of these women?



A pillar provides support for a building. A pillar to the foundation of our faith would be someone or something that supports or builds our faith foundation.

Who are the women in your life who have been pillars to the foundation of your faith?

What do the women in your life teach you about God and faith?

Draw a pillar and then write or draw pictures of the women in your life who support you as you grow in faith.

Strong Women Art

Supplies: Paper titled 5E, crayons, colored pencils

There are lots of strong women in the story of Moses—Miriam, Pharaoh's daughter, the midwives who delivered Moses, and Moses' mom. They keep Moses safe.

Think of a strong woman in your life who cares for you, teaches you, and keeps you safe.

Use the Strong Women Art paper titled 5E to write or draw that person a thank-you note.

Use your imagination, construction paper and art supplies to create a woman from the Hebrew (Old Testament) Bible.

Pray a prayer of thanksgiving for all the people in your life who care for you, watch over you, protect you and keep you safe.



12F

A Servant Is Healed – Luke 7:1-10

Jesus came to Capernaum. There was a centurion living there.

A centurion was the leader of an army. This military leader had a servant who had become very sick.

The servant was about to die from the illness.

When the centurion heard that Jesus was near, he hoped Jesus could heal the servant. The centurion asked some of the Jewish people for help.

The Jewish people wanted to help. The centurion was not Jewish, but he had helped the community and built their synagogue. When the Jewish people found Jesus, he went with them.

As Jesus came close to the centurion's house, some people came out and stopped him. "The centurion says not to trouble yourself. Just say the word and the servant will be healed!"

The centurion was in charge of many men in his army. When he gave a command, his soldiers listened.

The centurion knew all Jesus had to do was say the word.

Jesus was amazed! He had never seen faith like this, not even among the Jewish people!

The centurion's servant became well.



Family Spiritual Practice

Bible Passage: Luke 7:1-10

Wonder: After reading the Bible story from the Bible or from the *Celebrate Wonder Bible Storybook*, wonder together. **Ask:** Who can you stand up for this week?

Do: We can pray for others. Make a list of people to pray for, and pray for them as a family each day.

Pray: Dear God, help us care for the people in our community. Amen.

12A

A Servant Is Healed – Coloring Page


Today's Bible story tells us about a commander in the Roman army. The commander had a servant who was sick. Jesus healed the servant! Color the picture.



12G

Intercessory Prayer

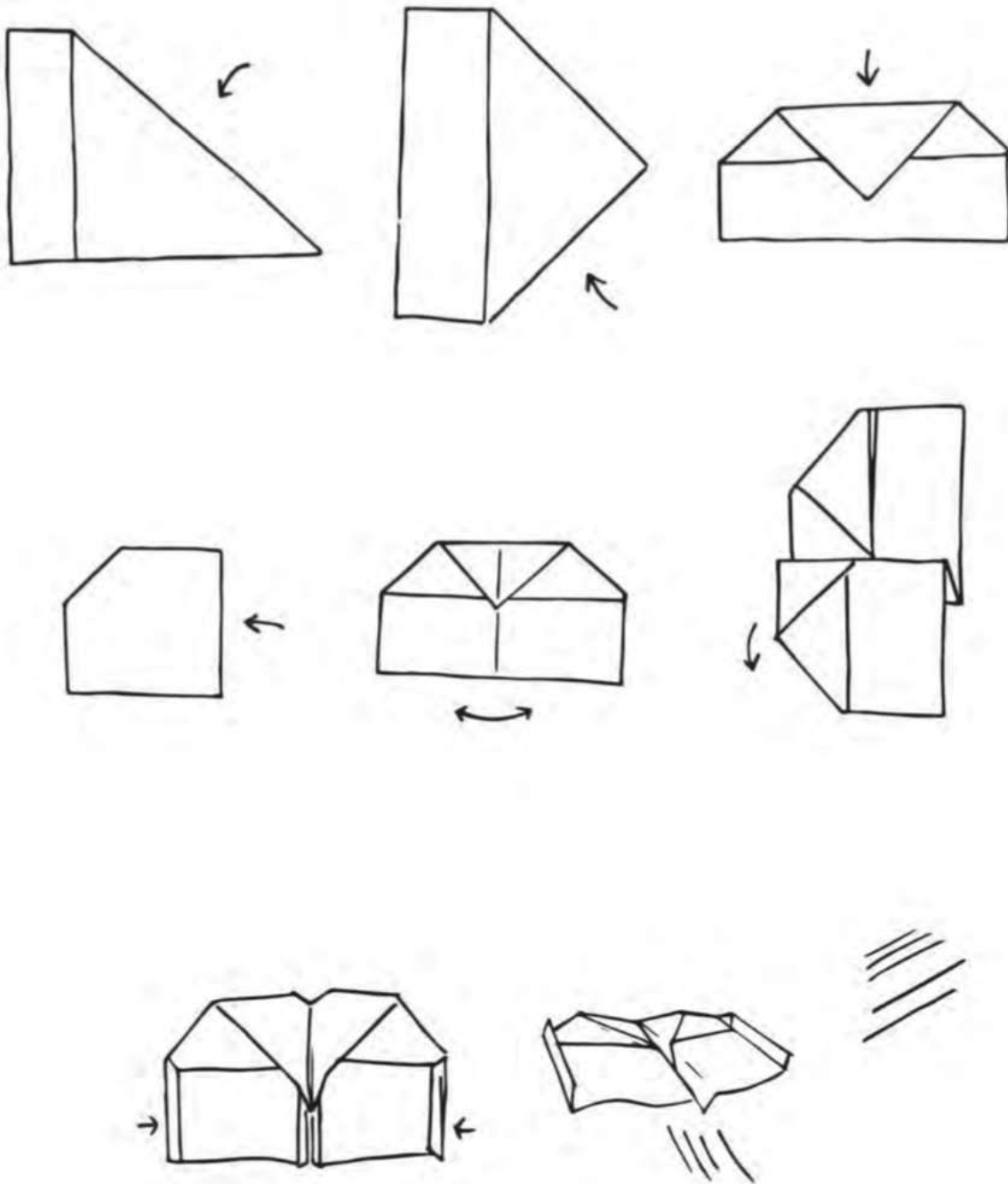
Praying for others is one way we can help. Think of five people you can pray for this week. Write each name on a separate finger. Say a prayer for each person every day this week.



12D

Paper Airplane Instructions – Bible Verse Activity

Use the pictures below to fold a paper airplane that will fly in loops. Other directions are provided in the Leader Guide.



11B

Valentine's Day Card – Activity

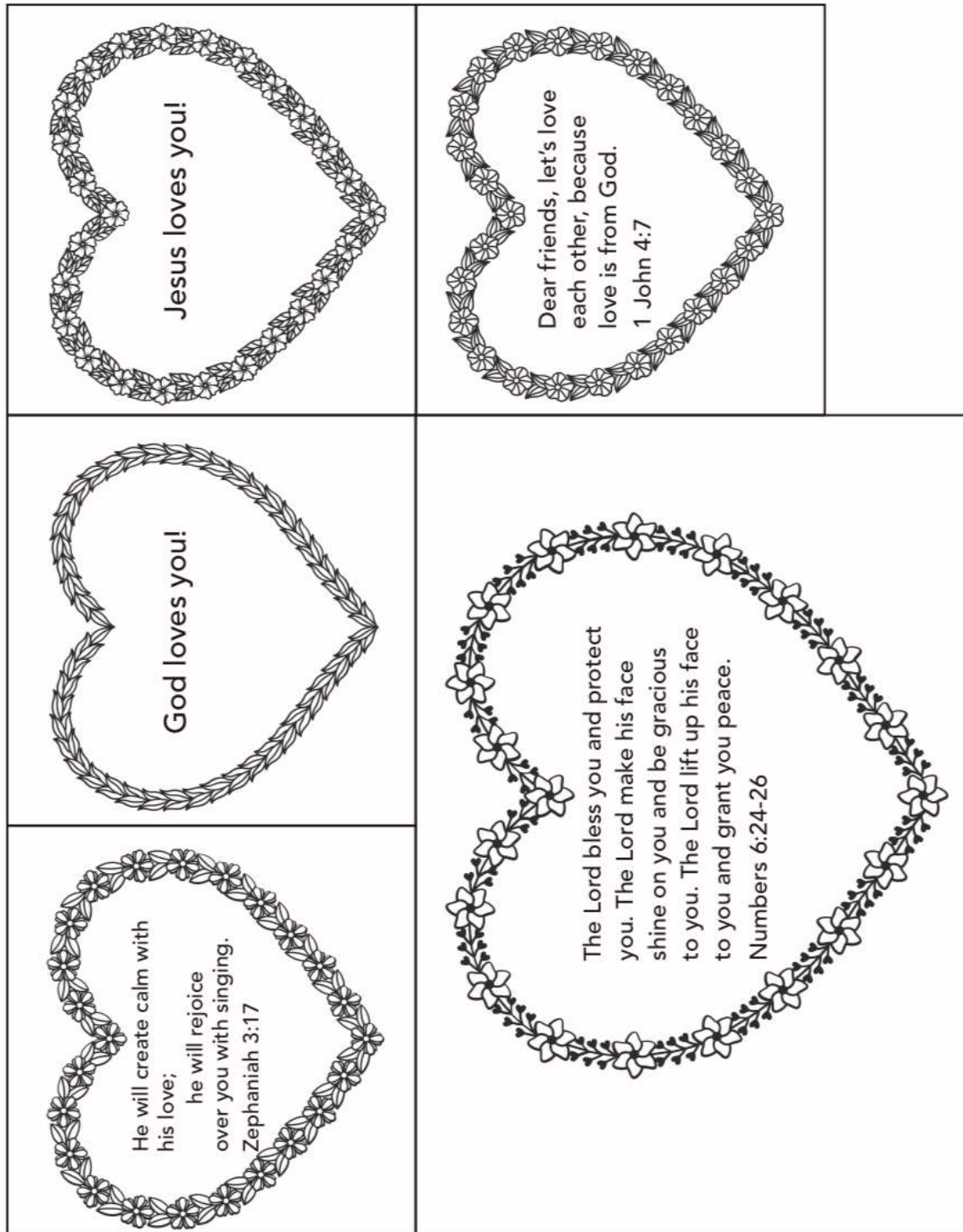
Tomorrow is Valentine's Day. Make a Valentine's card for someone special. Cut out the card and color the design. Then fold the card and write a special note.



Share the Love – Service Activity



Jesus asked Peter to feed his sheep. Jesus meant that Peter was to share his love with other people. Jesus wants us to share his love with other people too! Use these coupons to share the love with others.



5E

Strong Women – Art

There are lots of strong women in this story—Miriam, Pharaoh's daughter, the midwives who delivered Moses, and Moses' mom. They keep Moses safe. Do you have a strong woman in your life who keeps you safe? Write or draw that person a thank-you note.

