

Sunday School Home Activities - Week of November 14, 2021



Weekly home activities, great for the whole family, are designed to guide children from Nursery thru 5th grade and their families in Bible stories, engaging experiences, spiritual practices, and opportunities for reflection. Pick one to two activities to do with your family each week.

Contact Kathy Schmucker, Spiritual Formation Director, for more information. kschmucker@faithumchurch.org

Welcome to Wonder

Wonder Table - Prepare Ahead: As a family, create a Wonder Table. Find a small table or area in your home. On the table place a candle, a plant or flower, and any other special items you want to include. Use this space while gathering as a family to engage in the lesson or online worship together.

Wonder Box - The Wonder Box is a special place to hold a special item that connects to the Faith Word and to the Bible story. Place items or symbols related to each week's Bible story in the Wonder Box. You may want to keep your Wonder Box on your family's Wonder Table. You can make your own Wonder Box to be any shape or size, but it's best if it has a lid. Include your whole family in the creation process.

Wonder with Me - READ the Bible Story - Read the Bible story, Exodus 19:1-20:21.

- Read from the Bible or the Celebrate Wonder Bible Storybook or attached handout. The story is also in the Fall Family Worship Kits.

WATCH the Bible Story and Sing with the Celebrate Wonder Music Videos

Watch this week's Celebrate Wonder Video on Amplify Media:

Amplify Media is a new resource for our congregation! This will make it easy for you and your families to access 100's of videos for adults, youth and children. To receive the log in info and our congregation's access code, email kschmucker@faithumchurch.org or text Kathy at 330-224-6138. Once you have logged into Amplify Media search Celebrate Wonder to watch this week's Celebrate Wonder Video and view the Celebrate Wonder Music Videos! Amplify Media has also recently added a section called, Cokesbury Kids, to make it easier for you to find all the great resources available for children!

This week's video is Celebrate Wonder Fall 2021 Session 11 The Ten Commandments.

SAY: Last month we heard about Moses and how the Hebrew people were rescued from danger in Egypt. This month we will hear what happened next. In today's Bible story, we will hear how God gave Moses and the Hebrew people commandments, or rules, to follow. We will hear how those rules help us love God and love others.

WONDER: Why do you think rules are important?

PRAY: Dear God, thank you for giving us rules to live by. Your rules help us learn and grow. Amen.

Game – Rules

SAY: Let's play a game. This game has lots of rules, but I'm going to need some help remembering them all.

- Have everyone sit with you in a circle on the floor.

SAY: This game involves the alphabet. I will start. When it is your turn, you will say the next letter of the alphabet, something that starts with that letter, and a new rule everyone must follow. For example, if I start with A, I might say, "A—Apple. Pat your knees." Then we will all start patting our knees. The next person might say, "B—Boy. Sing your answer." So then, we all keep patting our knees, and from then on each person is going to sing her or his answer. The rules can change at any time, so pay attention. Let's get started.

- Start with the letter A, something that begins with the letter A, and a simple rule.
- Play until everyone has an opportunity to create a rule.



Game – No Rules

Supplies: markerboard, erasable markers

Prepare Ahead: Draw several tic-tac-toe grids on the markerboard.

SAY: Most of us know how to play tic-tac-toe. Each person chooses X or O and takes turns marking a square. The goal is to get a row of X's or a row of O's. Rules for the game are: Wait for your turn and don't mark on a square someone has already marked. Let's play a game of tic-tac-toe following the rules.

- Choose two persons to play, and give each child a marker to play following the rules.

SAY: Now let's play tic-tac-toe without any rules. Go!

- You may need to prompt everyone that there are no rules, so they don't have to wait their turn and they can mark over the other child's space.
- Play several times of rules and no rules, so everyone get a chance to play.

WONDER: Which way did you like to play? Was it easier to play with rules? What if there were no rules for any game we played?

Examine the Bible Verse

SAY: Our Unit 3 Bible verse is Joshua 1:9b. Find it in your Bibles.


ASK: Is the Book of Joshua in the Old or New Testament? (*Old*)

ASK: Where is Joshua located in the Old Testament? (*sixth book*) What is the chapter number? (*1*)

What is the verse number? (*9b*)

- Gather the kids around the Unit 3 Bible Verse Poster (Class Pack—pp. 9 & 16). Read it together.

ASK: What is the reference for our verse? (*Joshua 1:9b*)



SHARE the Faith Word: TRUST

SAY: In this session, we define *trust* as believing God's love is always with you.

Moses went to the top of the mountain to meet with God. God gave Moses commandments (or laws) for the Hebrew people to follow.

WONDER together:

- Why do you think God gave the people rules to follow?
- Why did God want the Israelites to follow the Ten Commandments?
- How do God's rules help people live happy and healthy lives?

Additional Activities Attached for this Week:

- Ten Commandments and Trust Faith Word Coloring Page
- Someone You Love Drawing Activity

Spiritual Practice—Exploring Trust Through Waiting

- Gather together. Light a candle if you'd like.

Supplies: markerboard and erasable marker or posterboard and marker

SAY: A spiritual practice is something we do to help us connect to God. It doesn't have to be the same spiritual practice all the time, but it can be. There is no right or wrong way to do spiritual practice. Connecting to God is the most important reason for spiritual practices.

Ten is an important number in the Bible story today. Let's come up with ten people we can trust to help us keep rules and stay safe.

- Have everyone name someone they can trust to help us keep rules and stay safe.

PRAY: Now let's pray for each of those people who help us stay safe. I will say the person's name, and you will say, "Thank you, God."

- Bless everyone. Touch each person as you say this blessing: "May you be blessed by trusting God."

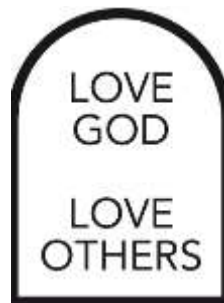
FAMILY SPIRITUAL PRACTICE - BIBLE PASSAGE: Exodus 19-20

Wonder: After reading the Bible story from the Bible or from the Celebrate Wonder Bible Storybook, wonder together.

Ask: How do rules help us live well together?

Do: Create a set of family "rules" that helps you all live well together. Include having fun together!

Pray: Dear God, thank you for always being with us. Amen.




Celebration Chart: Place the chart on your refrigerator, kitchen table, or in an easy-to-access place. Throughout the week, have your child mark a space each time he or she completes an item on the chart. When a vertical, horizontal, or diagonal line is completed, celebrate together! *A Celebration Chart for Fall is included in the 9/5 & 9/12 Sunday School Home Activities and in the Fall Family Worship Kits.*

Adapted from Celebrate Wonder Fall 2021 Session 11 © 2021 Cokesbury

Additional Family Activities:

- **Veteran's Day:** Try one or more of the following activities as you remember and honor those who have served our country this Veteran's Day.
 - Make a card of thanks and appreciation and send it to a Veteran or someone serving in the military.
 - Contact a Veteran (with adult guidance) and ask them to tell you a story about serving our country.
 - Pray for our Veterans and those serving in the military.
- **Give Thanks:** Try one or more of the following activities to practice thankfulness.
 - Make a Gratitude Journal and write or draw pictures of what you are thankful for on the pages.
 - Make a Blessing Jar and have family members write what they are thankful for on slips of paper to place inside the jar. Read them together on Thanksgiving. Pray and give thanks to God!
 - Make a poster by drawing or writing what you are thankful for on a large piece of paper. Then hang it in your window to bless and encourage those who pass by your home.
 - Use the included coloring page for your poster or as a family activity for Thanksgiving.
- **All Saints' Day:** Try one or more of the following activities as you remember and honor the people in your life who inspire and encourage you as you grow in faith.
 - Draw a picture of or write about the people in your life who help you learn about God.
 - Light a candle (battery kind to be safe) or ring a bell in memory of the special people in your life and in our church who passed away this year. Share a special memory about them. Pray, thanking God for the ways they have made a difference in your life and in the world.
 - Make a Family Faith Tree: <https://aprilfiet.com/theology-culture/sermon-meditation/teaching-saints-day-children>
 - Family of Saints: Write children's names at the bottom of a large sheet of paper. Begin creating a family tree by moving up the page and adding parents and grandparents. Add members of your church family and chosen family and friends. Continue until the page is full. Talk about what makes each person an important part of your family.
- **Images of Jesus Art Gallery** – Visit in person at the church or online at <https://www.myfaithunited.org/images-of-jesus/>
- **Resources for Talking about Race and Racism with Children:** Visit our website at <https://www.myfaithunited.org/anti-racism/>
- **Look for God Sightings**, looking for our good God in the world! Share the God Sightings you find with us. We will share them during our Wednesday Night Live worship.
- Use individually, or as a family, the worship and devotional resources connected with Sunday's Worship and Sunday School. Share with others! Visit our website for updated resources: <https://www.myfaithunited.org/worship-online/>



11F

The Ten Commandments – Exodus 19:1–20:21

The Israelites traveled through the wilderness. While they were in the wilderness, God provided for them.

The people came to a big mountain. The Israelites set up their camp at the base of the mountain.

God said, "Come to the top of the mountain, Moses."



Moses went to the top of the mountain.

While Moses was on the mountain, God gave the people special rules to follow called "commandments."

God's commandments were meant to help the people live happy and healthy lives with one another.

God shared the special rules with the people. Read God's special rules to the right.

1. There is only one God.
2. Worship only God. Make no idols.
3. Use God's name with deep respect.
4. Remember the day of rest.
5. Show honor to your parents.
6. Do not kill.
7. Always love the person you marry.
8. Do not take what doesn't belong to you.
9. Do not tell lies about others.
10. Do not want what belongs to others.

FAMILY SPIRITUAL PRACTICE

BIBLE PASSAGE: Exodus 19–20

Wonder: After reading the Bible story from the Bible or from the *Celebrate Wonder Bible Storybook*, wonder together. **Ask:** How do rules help us live well together?


Do: Create a set of family "rules" that helps you all live well together. Include having fun together!

Pray: Dear God, thank you for always being with us. Amen.

11A

The Ten Commandments – Coloring Page

Moses and the Israelites came to a big mountain. God told Moses to come and meet with God at the top of the mountain. Color the picture.



Session 11 Fall 2021


Art: Shutterstock

Celebrate Wonder All Ages © 2021 Abingdon Press

11G

The Ten Commandments – Weekly Take-Home

The Ten Commandments help us show love to God and to others.
Draw a picture of someone you love.



Session 11 Fall 2021

Art: Shutterstock

Celebrate Wonder All Ages © 2021 Abingdon Press



TRUST



