

Sunday School Home Activities - Week of January 2, 2022

Epiphany Activities



Weekly home activities, great for the whole family, are designed to guide children from Nursery thru 5th grade and their families in Bible stories, engaging experiences, spiritual

practices, and opportunities for reflection. Pick one to two activities to do with your family each week. Contact Kathy Schmucker, Spiritual Formation Director, for more information. kschmucker@faithumchurch.org

Welcome to Wonder

Wonder Table - Prepare Ahead: As a family, create a Wonder Table. Find a small table or area in your home. On the table place a candle, a plant or flower, and any other special items you want to include. Use this space while gathering as a family to engage in the lesson or online worship together.

Wonder Box - The Wonder Box is a special place to hold a special item that connects to the Faith Word and to the Bible story. Place items or symbols related to each week's Bible story in the Wonder Box. You may want to keep your Wonder Box on your family's Wonder Table. You can make your own Wonder Box to be any shape or size, but it's best if it has a lid. Include your whole family in the creation process.

Wonder with Me - READ the Bible Story - Read the Bible story, Luke 2:41-52.

- Read from the Bible or the Celebrate Wonder Bible Storybook or attached handout. The story is also in the Advent Family Worship Kits.

WATCH the Bible Story and Sing with the Celebrate Wonder Music Videos

Watch this week's Celebrate Wonder Video on Amplify Media:

Amplify Media is a new resource for our congregation! This will make it easy for you and your families to access 1000's of videos for adults, youth and children. To receive the log in info and our congregation's access code, email kschmucker@faithumchurch.org or text Kathy at 330-224-6138. Once you have logged into Amplify Media search Celebrate Wonder to watch this week's Celebrate Wonder Video and view the Celebrate Wonder Music Videos! Amplify Media has also recently added a section called, Cokesbury Kids, to make it easier for you to find all the great resources available for children!



This week's video is Celebrate Wonder Winter 2021/2022 Session 5 Jesus in the Temple.

SAY: This month we are talking about stories from Jesus' life. Our story today is about Jesus when he was still a boy.

WONDER: What do you think Jesus was like as a boy?

PRAY: Dear God, thank you helping us grow in wisdom every day. Amen.

Table Talk Cards

Supplies: index cards, pens or pencils

SAY: Jesus talked with the teachers and leaders of his faith community. He asked questions and gave answers. The leaders were amazed by what Jesus said and asked. I bet there are adults in your life who are amazed by what you say and ask.

ASK: If you could ask the adults in your life anything, what would you ask them? If you could tell the adults in your life anything, what would you tell them?

- Invite everyone to write down their questions and thoughts on index cards.


SAY: This week invite your families to talk about the questions you wrote down. Tell them what you think and see what questions they have.

Examine the Bible Verse

SAY: This month's Bible verse is Luke 3:22. Find it in your Bibles.

ASK: Is the Book of Luke in the Old or New Testament? (New) Where is Luke located in the New Testament? (third book) In what chapter of Luke is our verse located? (3) What is the verse number? (22)

SAY: Our Bible verse tells us how God felt about Jesus.



SHARE the Faith Word: JOURNEY

This month's faith word is Journey. The definition for journey is to faithfully follow where God leads. We are following Jesus' journey this month as he grows and follows where God leads him.

WONDER together: ○ Where do you think Jesus will go on his journey?

○ How do you think the teachers at the temple felt when they listened to Jesus ask questions and teach them?

○ What questions do you have about God and faith?

Nativity Painting

Supplies: card stock, paintbrushes, cups of water, watercolor paints, device connected to the internet

Prepare Ahead: Set out the art supplies. Pull up this web page: <http://the-creativebusiness.com/24-famous-paintings-nativity/>

SAY: The story of Jesus' birth is very important for Christians. For two thousand years, Christians have been telling the story of Jesus' birth. Artists have drawn the picture, called the Nativity, in many ways too.

- Show some of the Nativity paintings.

ASK: Which of these paintings is your favorite guess of what Jesus' birth looked like?

- Invite everyone to paint their own versions of the Nativity.

Additional Activities Attached for this Week:

- Twelve Days of Christmas Activity Calendar
- Jesus in the Temple Coloring Page
- Questions of Faith
- Epiphany, Star and Wisemen coloring and activities
- Check out the Family Advent Kit for Christmas and Epiphany activities and resources.

Spiritual Practice—Exploring Jesus' Journey Through Scripture

- Gather together.

SAY: Spiritual practice is something we do to help us connect to God. It doesn't have to be the same spiritual practice all the time, but it can be. This month we are learning about journey, following where God leads us. We are hearing stories about Jesus' journey. Today he went to the temple and used his voice to ask questions and teach others about God's love.

○ Lead everyone through the following litany.

SAY: God gave you a special call and leads you on your journey.

Family members SAY: I have a special call. God leads me on my journey.

SAY: Your voice is important!

KIDS SAY: My voice is important!

PRAY: Dear God, thank you for leading me on my journey. Help me to follow your call. Amen.

- Bless everyone. Touch each person as you say this blessing: "May you feel God's presence as you journey through the day."


FAMILY SPIRITUAL PRACTICE - BIBLE PASSAGE: Luke 2:41-52

Wonder: After reading the Bible story from the Bible or from the Celebrate Wonder Bible Storybook, wonder together.

Ask: What would you ask the leaders at our church?

Do: Together, take a prayer walk through your neighborhood. Pray for your neighbors as you walk.

Pray: Dear God, thank you for journeying with us as we grow in love. Amen



Celebration Chart: Place the chart on your refrigerator, kitchen table, or in an easy-to-access place. Throughout the week, have your child mark a space each time he or she completes an item on the chart. When a vertical, horizontal, or diagonal line is completed, celebrate together! *A Celebration Chart for Winter is included in the 12/19 week's Sunday School Home Activities and in the Advent Family Kits.*

Adapted from Celebrate Wonder Winter 2021 Session 5 © 2021 Cokesbury

Additional Family Activities:

- **Epiphany** - Epiphany of the Lord, January 6 or first Sunday in January
 - On the Day of Epiphany, we remember the three wise ones who followed the light of the star to find Jesus. Epiphany means “showing forth,” and Epiphany begins a season where we are called to look for how God makes Godself known throughout the world. In his poem, Epiphany, Biblical scholar Walter Brueggemann wrote the following: “We are—we could be—people of your light. So we pray for the light of your glorious presence as we wait for your appearing.”
 - Read together Matthew 2:1-12
 - Wonder Together:
 - In this story, the Magi discover the new king is baby Jesus. What did you discover as you listened to this story?
 - The Magi and Herod react differently to the news of the new Messiah-King. What feelings do they share? What feelings are different?
 - The Magi noticed something in nature (the star) that led them to Jesus. What beautiful or amazing parts of nature make you think of God?
 - Today is the holy feast day of Epiphany! On this day, we celebrate how the star led the Magi to Jesus, and they worshipped him. Who or what in your life has led you to Jesus?
 - The Magi were open and curious about Jesus. They didn’t know what he would be like, but they were eager to learn instead of nervous. What steps can you take to be open and curious about new things in your life?
 - **Star Activity** Materials: Blank paper, Coloring utensils
 The wise ones encountered many unexpected twists and turns on their journey following the star in the sky. They didn’t know the new king they came to worship was born into a humble Jewish family, and they did not expect to take a different route home to avoid King Herod’s trap. Sometimes the journey of following Jesus can be filled with twists and turns that, in the moment, seem like they’re leading nowhere. But, eventually, you may catch a glimpse of the big picture and see how it all comes together to create something beautiful! As we remember the story of the wise ones twisting and turning on their star journey, let’s make our own stars filled with different colors, patterns, and shapes.
 - Give each participant a blank piece of paper and coloring utensils. Have them draw an outline of a star. Note: A star can be drawn or printed beforehand. If you’d like a star already created, you can download a free Epiphany Star here: illstrtdm.in/EpiphanyStar
 - Draw lines connecting points inside the star to create different sections within the shape. Then color each section with different designs and patterns (the twistier, the better!) until the entire star is filled in. As participants are coloring, try some of these prayerful practices:
 - Pray for or think about someone as you color each new section.
 - Every time you grab a new color, say, “Thank you God for _____.”
 - How are you feeling today? Use shapes and colors that express how you feel. You can even use the different sections to express more than one feeling!
 - Can you incorporate names, words, or pictures into your star patterns? Think about the people you love and the words you want to say as you color.
 - When you’re done, look at the entire picture and take a deep breath. Where do you see God in your colors, patterns, and shapes?
 - **Chalking the Door Epiphany Blessing** - On the day of Epiphany, some church traditions use chalk on door frames to bless their homes and churches as a way of remembering when the wise ones visited Jesus’ home. The chalking is



written as the current calendar year split in half by the letters C+M+B written in between. The letters stand for "Christus mansionem benedicat," which is Latin for, "May Christ bless this home." For example, it will look like this for 2022: 20 + C + M + B + 22

- Begin by using this chalk blessing together, or create your own! *O God of the universe, Bless this chalk made from the earth, A favored tool we use to play, learn, and create.*
- Write 20 + C + M + B + 22 (replacing the 22 if you are in a different calendar year) in chalk on a piece of black paper or on your door frame paper as you read this blessing aloud. *Peace be to this space and all who live, play, and visit here. May all who come and go from this space, Find welcome, kindness, gentleness, and love, Because you, God, live here with us.*
- **Prayer** - O God who painted the stars in the sky, your light shines brightly all around us. May we, like the wise ones, follow the warmth of your world changing love as it leads us into humble and unexpected places. Amen.










© 2022 Illustrated Ministry, LLC. All rights reserved. illustratedministry.com

- **12 Names of Christmas** - Ever hear of the 12 days of Christmas? The season of Christmastide begins on Christmas Day and lasts for 12 days leading up to the Day of Epiphany which is January 6th.
Make a paper chain from 12 strips of paper. Write a different name for Jesus on the 12 strips. Countdown the 12 days of Christmas, from Christmas Day until Epiphany on January 6th by reading a scripture about a name for Jesus on each link of the paper chain. On Epiphany start a new family tradition called Chalking the Door. As you read each day's name for Jesus, wonder together about that name for Jesus and how you experience Jesus in that way. Pray together, asking God to help you see Jesus and your celebration of Christmas in each day's scripture and name.
Christmastide, the second season of the Christian year follows Advent and is a season of praise and thanksgiving for the incarnation of God in Jesus Christ, and consists of Christmas on December 25, and the eleven days following (a total of 12), leading up to the Day of Epiphany. The liturgical color for the Christmas season is white (or gold), to represent the purity of Christ's humanity and the holiness of His divinity. The symbol for the Christmas season is the manger.
- **Resources for Talking about Race and Racism with Children:** Visit our website at <https://www.myfaithunited.org/anti-racism/>
- **Look for God Sightings**, looking for our good God in the world! Share the God Sightings you find with us. We will share them during our Wednesday Night worship.
- Use individually, or as a family, the worship and devotional resources connected with Sunday's Worship and Sunday School. Share with others! Visit our website for updated resources: <https://www.myfaithunited.org/worship-online/>



12-Days-of-Christmas Activity Calendar

Use this activity calendar to count down the days of Christmas.

<p>December 25</p>  <p>Merry Christmas! Wish a neighbor a happy holiday.</p>	<p>December 26</p>  <p>Go outside today and thank God for the birds you see.</p>	<p>December 27</p>  <p>Say a special prayer for one of the meals you eat today.</p>
<p>December 28</p>  <p>Call a relative and ask them how they are celebrating Christmas.</p>	<p>December 29</p>  <p>Read a story with your family.</p>	<p>December 30</p>  <p>Watch a favorite movie with your siblings.</p>
<p>December 31</p>  <p>Take a walk through your neighborhood and pray for your neighbors along the way.</p>	<p>January 1</p>  <p>Volunteer at a local organization together.</p>	<p>January 2</p>  <p>Make dinner together as a family.</p>
<p>January 3</p>  <p>Have a family game night.</p>	<p>January 4</p>  <p>Turn on your favorite song and dance.</p>	<p>January 5</p>  <p>Build a living room fort and read the Christmas story together (Luke 2:1-20).</p>

4. When they arrived, they saw Jesus and Mary. They knelt before Jesus and gave gifts of gold, frankincense, and myrrh. Before they left, they had a dream warning them not to tell Herod about Jesus, so they returned home another way.



1. The Magi in the East saw a star and knew it meant a new king was born. They followed the star, and the first place they looked for the new king was the royal palace in Jerusalem.




Matthew 2:1-12




3. Herod figured out the Messiah would be born in Bethlehem, and he sent the Magi there to look for him. When they began, the star went ahead of them, leading them to the child Jesus!



2. At this time, Herod was the king, but he didn't know about Jesus. He was worried in hearing there was a new king born not from his family. Would this king try to take his throne?





5F

Jesus in the Temple – Luke 2:41-52

Every year Jesus went to the temple with his parents to celebrate Passover.

When Jesus was twelve, his family made the trip to the temple as they did each year.

But when it was time to return home to Nazareth, Mary and Joseph couldn't find Jesus!

Jesus' parents began looking for him all over. Where could he be?

Three days went by. Finally, Mary and Joseph found him!

He was in the temple talking to the leaders and teachers about God! Jesus understood a lot about God and God's laws. Jesus asked the leaders really great questions about God.

The leaders in the temple were amazed.

Mary said, "Why have you done this to us?"

Jesus said, "Didn't you know that I had to be in my Father's house?" Jesus understood that God was his Father.

Jesus returned home with Mary and Joseph. Jesus continued to grow and become wise.

He grew to become a man. God was pleased with Jesus.



Family Spiritual Practice

Bible Passage: Luke 2:41-52

Wonder: After reading the Bible story from the Bible or from the *Celebrate Wonder Bible Storybook*, wonder together. **Ask:** What would you ask the leaders at our church?

Do: Together, take a prayer walk through your neighborhood. Pray for your neighbors as you walk.

Pray: Dear God, thank you for journeying with us as we grow in love. Amen.

5A

Jesus in the Temple – Dot-to-Dot and Coloring Page

When Jesus was a boy, his family went to the temple. But when it was time to go home, Mary and Joseph couldn't find Jesus! Can you find him on the page? Connect the dots and color Jesus. Then color the rest of the page.



5G

Questions of Faith

Jesus talked with the teachers of his faith. He told them what he thought about God, and he asked questions about his faith. If you could ask any question about God, church, the Bible, or your faith, what would you ask? Write your question below and then ask one of your adults what they think. You all may learn something new together.

