

Sunday School Home Activities - Week of November 21, 2021



Weekly home activities, great for the whole family, are designed to guide children from Nursery thru 5th grade and their families in Bible stories, engaging experiences, spiritual practices, and opportunities for reflection. Pick one to two activities to do with your family each week.

Contact Kathy Schmucker, Spiritual Formation Director, for more information. kschmucker@faithumchurch.org

Welcome to Wonder

Wonder Table - Prepare Ahead: As a family, create a Wonder Table. Find a small table or area in your home. On the table place a candle, a plant or flower, and any other special items you want to include. Use this space while gathering as a family to engage in the lesson or online worship together.

Wonder Box - The Wonder Box is a special place to hold a special item that connects to the Faith Word and to the Bible story. Place items or symbols related to each week's Bible story in the Wonder Box. You may want to keep your Wonder Box on your family's Wonder Table. You can make your own Wonder Box to be any shape or size, but it's best if it has a lid. Include your whole family in the creation process.

Wonder with Me - READ the Bible Story - Read the Bible story, Exodus 25:1-31:18, 35:4 – 40:38 .

- Read from the Bible or the Celebrate Wonder Bible Storybook or attached handout. The story is also in the Fall Family Worship Kits.

WATCH the Bible Story and Sing with the Celebrate Wonder Music Videos

Watch this week's Celebrate Wonder Video on Amplify Media:

Amplify Media is a new resource for our congregation! This will make it easy for you and your families to access 1000's of videos for adults, youth and children. To receive the log in info and our congregation's access code, email kschmucker@faithumchurch.org or text Kathy at 330-224-6138. Once you have logged into Amplify Media search Celebrate Wonder to watch this week's Celebrate Wonder Video and view the Celebrate Wonder Music Videos! Amplify Media has also recently added a section called, Cokesbury Kids, to make it easier for you to find all the great resources available for children!

This week's video is Celebrate Wonder Fall 2021 Session 12 A House for God.

SAY: Last month we heard about Moses and how the Hebrew people were rescued from danger in Egypt. This month we will hear what happened next. In today's Bible story, we will hear how God gave Moses and the Hebrew people commandments, or rules, to follow. We will hear how those rules help us love God and love others.

WONDER: Why do you think rules are important?

PRAY: Dear God, thank you for providing times for worship for us. Help us to learn how to worship you. Amen.

The Tabernacle


Supplies: white construction paper or posterboard; red, blue, purple, copper, gold, silver crayons; aluminum foil; gold paper; red, blue, purple squares of fabric; small craft sticks; shiny chenille stems; pieces of leather; beads; glue; crayons and markers

Prepare Ahead: Lay out all the art supplies on a table.

- Have everyone glue the items on the construction paper to make a tabernacle.

SAY: Our churches all look different. They might be made of brick or wood. They may have stained glass windows, or not. Some are big, and some are small. God gave Moses specific instructions on how to build the Tabernacle.

WONDER: Do you think it matters to God if our churches are different? Do you think we have items in our churches like items they might have had in the Tabernacle? What would they be?



Examine the Bible Verse

SAY: Our Unit 3 Bible verse is Joshua 1:9b. Find it in your Bibles.

ASK: Is the Book of Joshua in the Old or New Testament? (*Old*)

ASK: Where is Joshua located in the Old Testament? (*sixth book*) What is the chapter number? (*1*) What is the verse number? (*9b*)

- Gather the kids around the Unit 3 Bible Verse Poster (Class Pack—pp. 9 & 16). Read it together.

ASK: What is the reference for our verse? (*Joshua 1:9b*)



SHARE the Faith Word: TRUST

SAY: In this session, we define *trust* as believing God's love is always with you.

In today's Bible story, God instructs the Hebrew people to make a special place to worship God. The special place was called the Tabernacle. God gave instructions to artists for building everything needed in the Tabernacle.

WONDER together:

- Why do you think God wanted the people to build the Tabernacle?
- What gifts would you offer to help build the Tabernacle?

Additional Activities Attached for this Week:

- House for God and Trust Faith Word Coloring Page
- House for God Word Search
- Your Sanctuary – Draw a picture of where you worship.

Spiritual Practice—Exploring Trust Through Waiting

- Gather together. Light a candle if you'd like.

SAY: A spiritual practice is something we do to help us connect to God. It doesn't have to be the same spiritual practice all the time, but it can be. There is no right or wrong way to do a spiritual practice. Connecting to God is the most important reason for a spiritual practice.

Our church is a special place, just like the Tabernacle was for the Israelites. The church is a building, but it is also all the people who worship together.

- Guide everyone through this spiritual practice.

○ Say and show everyone the rhyme, "This Is the Church.": This is the church. This is the steeple. Open the doors, and see all the people!

○ Lead everyone in the rhyme and motions several times.

PRAY: Repeat after me: "God, thank you for the church and all the people who worship with me. Amen."

- Bless everyone. Touch each person as you say this blessing: "May you be blessed by trusting God."

FAMILY SPIRITUAL PRACTICE - BIBLE PASSAGE: Exodus 25-26

Wonder: After reading the Bible story from the Bible or from the Celebrate Wonder Bible Storybook, wonder together.

Ask: Where do you go to feel God's presence?

Do: Make your own tent or pillow fort! Make it big enough for the whole family to get inside.


Pray: Dear God, thank you for always being with us. Amen.

Celebration Chart: Place the chart on your refrigerator, kitchen table, or in an easy-to-access place. Throughout the week, have your child mark a space each time he or she completes an item on the chart. When a vertical, horizontal, or diagonal line is completed, celebrate together! A *Celebration Chart for Fall* is included in the 9/5 & 9/12 Sunday School Home Activities and in the Fall Family Worship Kits.

Adapted from Celebrate Wonder Fall 2021 Session 12 © 2021 Cokesbury

Additional Family Activities:

- **Give Thanks:** Try one or more of the following activities to practice thankfulness.
 - Make a Gratitude Journal and write or draw pictures of what you are thankful for on the pages.
 - Make a Blessing Jar and have family members write what they are thankful for on slips of paper to place inside the jar. Read them together on Thanksgiving. Pray and give thanks to God!
 - Make a poster by drawing or writing what you are thankful for on a large piece of paper. Then hang it in your window to bless and encourage those who pass by your home.
 - Use the included coloring page for your poster or as a family activity for Thanksgiving.
- **Reign of Christ Sunday:** Sunday, November 21 is the last Sunday of the Christian year. Sometimes referred to as Christ the King Sunday. Think about the ways that the reign of Christ is different from earthly kings and rulers. Use pipe cleaners to make a shepherd's cross as a reminder that Jesus uses his power to take care of and love all persons.
- **Advent:** The First Sunday of Advent, November 28, marks the beginning of the Christian year. Advent is a season of waiting and preparation to celebrate Jesus' birth at Christmas. Check out Faith United's Family Advent Kit and choose a few activities to do as a family to guide you through the season of Advent and Christmas.
- **All Saints' Day:** Try one or more of the following activities as you remember and honor the people in your life who inspire and encourage you as you grow in faith.
 - Draw a picture of or write about the people in your life who help you learn about God.
 - Light a candle (battery kind to be safe) or ring a bell in memory of the special people in your life and in our church who passed away this year. Share a special memory about them. Pray, thanking God for the ways they have made a difference in your life and in the world.
 - Make a Family Faith Tree: <https://aprilfiet.com/theology-culture/sermon-meditation/teaching-saints-day-children>
 - Family of Saints: Write children's names at the bottom of a large sheet of paper. Begin creating a family tree by moving up the page and adding parents and grandparents. Add members of your church family and chosen family and friends. Continue until the page is full. Talk about what makes each person an important part of your family.
- **Veteran's Day:** Try one or more of the following activities as you remember and honor those who have served our country this Veteran's Day.
 - Make a card of thanks and appreciation and send it to a Veteran or someone serving in the military.
 - Contact a Veteran (with adult guidance) and ask them to tell you a story about serving our country.
 - Pray for our Veterans and those serving in the military.
- **Resources for Talking about Race and Racism with Children:** Visit our website at <https://www.myfaithunited.org/anti-racism/>
- **Look for God Sightings,** looking for our good God in the world! Share the God Sightings you find with us. We will share them during our Wednesday Night worship.
- Use individually, or as a family, the worship and devotional resources connected with Sunday's Worship and Sunday School. Share with others! Visit our website for updated resources: <https://www.myfaithunited.org/worship-online/>



12F

A House for God – Exodus 25:1–31:18; 35:4–40:38

The Israelites traveled through the wilderness. While they were in the wilderness, God provided for them.

God wanted the people to have a special place where they could worship God.

God instructed the people what to make. The Israelites were to make a large tent. The tent was called the Tabernacle.

The Tabernacle could be packed up and moved anywhere. The special place of worship reminded the people of something important.

When the Israelites set up the Tabernacle to worship God, they were reminded that God was always with them.

God told the people to make something else. The people were to make a special box. This box would be a special place to keep the Ten Commandments.



God instructed some of the people who were good artists. God told them to make the special box with gold.

There were stone tablets that had the words of the Ten Commandments on them. The tablets were put in the box.

The special box was called the ark of the covenant.

FAMILY SPIRITUAL PRACTICE

BIBLE PASSAGE: Exodus 25–26

Wonder: After reading the Bible story from the Bible or from the *Celebrate Wonder Bible Storybook*, wonder together. **Ask:** Where do you go to feel God's presence?

Do: Make your own tent or pillow fort! Make it big enough for the whole family to get inside.

Pray: Dear God, thank you for always being with us. Amen.

12A

A House for God – Coloring Page

God instructed artists how to make a house for God. The artists worked hard to make everything as God instructed. Color the picture.



Session 12 Fall 2021


Art: José Encinas/Deborah Wolfe, Ltd.

Celebrate Wonder All Ages © 2021 Abingdon Press

12E

Your Sanctuary

The Israelites worshipped God in the Tabernacle. Where do you worship God? Is it at church, outside in nature, or somewhere else? Draw a picture of it below.



12G

A House for God – Weekly Take-Home

Today's Bible story reminds us of the spaces and communities where we connect with God and others. Church can look many different ways. Here are some words we often use to share about who we are as communities of faith, brought together by our love for God and neighbor. Search for the words on the list.

A	V	B	T	P	P	E	I	Z	R	Y	Z	H	O	O	S	J	P	P	Z
I	H	C	T	S	I	A	V	Y	X	P	E	A	C	E	R	V	Q	F	C
L	S	U	W	O	R	H	R	C	W	M	C	B	Y	E	U	L	L	K	O
G	I	O	Q	Z	L	N	S	A	Y	S	B	B	F	L	E	R	A	W	M
V	E	A	R	R	O	A	B	E	Y	I	R	D	X	P	Z	I	Q	O	M
O	W	K	W	I	V	G	O	R	L	T	R	K	N	O	B	F	O	A	U
B	R	F	S	D	E	O	U	A	Q	P	D	Z	M	E	I	G	F	A	N
Z	J	S	J	U	O	L	N	G	I	A	I	O	F	P	E	K	Y	K	I
C	I	E	N	L	R	E	J	G	V	B	C	C	G	H	H	H	H	L	T
M	D	V	F	O	V	A	F	R	I	E	N	D	S	H	I	P	C	L	Y
P	H	I	I	R	I	R	B	I	B	L	E	Q	N	I	P	U	A	W	Y
W	S	G	E	S	O	N	P	G	T	A	R	I	R	I	D	N	E	G	Y
O	I	S	M	N	Y	J	U	D	K	F	P	T	H	M	Q	X	R	V	R
B	K	U	P	X	F	S	A	M	H	Z	S	S	S	J	L	U	P	Y	P
X	H	D	F	X	J	T	B	K	M	U	R	W	L	A	T	E	R	A	P
A	A	K	A	P	R	A	Y	E	R	O	D	O	D	I	C	Q	A	M	I
V	V	A	H	W	M	G	A	G	W	J	C	R	L	L	R	I	L	M	L
E	U	N	I	T	Y	A	B	J	X	K	C	G	T	V	X	F	J	T	F
Q	S	R	V	L	X	V	L	I	E	Y	K	W	B	B	J	F	R	S	U
D	A	K	S	L	F	W	O	U	A	G	T	F	O	Z	O	I	H	L	N

COMMUNION
 LITURGY
 PEOPLE
 LOVE
 PREACH
 GROW
 PEACE
 BAPTISM
 PRAYER
 COMMUNITY
 GIVE
 FUN
 DISCIPLESHIP
 UNITY
 WORSHIP
 BIBLE
 SERVE
 FRIENDSHIP
 LEARN
 MISSION



Session 12 Fall 2021

Art: Brave Union

Celebrate Wonder All Ages © 2021 Abingdon Press



TRUST



