

Sunday School Home Activities - Week of September 18, 2022



Weekly home activities, great for the whole family, are designed to guide children from Nursery thru 5th grade and their families in Bible stories, engaging activities, spiritual practices, and opportunities for reflection. Pick one to two activities to do with your family each week.

Contact Kathy Schmucker, Spiritual Formation Director, for more information. kschmucker@faithumchurch.org

Welcome to Wonder

Wonder Table - Prepare Ahead: As a family, create a Wonder Table. Find a small table or area in your home. On the table place a candle, a plant or flower, and any other special items you want to include. Use this space while gathering as a family to engage in the lesson or online worship together.



Wonder with Me - READ the Bible Story – 1 Samuel 7-8, 10:17-24.

Read from the Bible or the Celebrate Wonder Bible Storybook or attached handout.

WATCH the Bible Story and Sing with the Celebrate Wonder Music Videos

Watch this week's Celebrate Wonder Video on Amplify Media:

Amplify Media is a resource for our congregation! This will make it easy for you to access 1000's of videos for adults, youth and children. To receive the log in info and our congregation's access code, email kschmucker@faithumchurch.org or text Kathy at 330-224-6138. Once you have logged into Amplify Media search Celebrate Wonder to watch this week's Celebrate Wonder Video and view the Celebrate Wonder Music Videos! Amplify Media

has also added a section called, Cokesbury Kids, to make it easier for you to find all the great resources available for children!

This week's video is Celebrate Wonder Fall 2022 Session 3 Samuel Anoints Saul.

SAY: This month we are learning about important people who were called by God. Samuel (who was called by God!) grew up to be a leader. In our story today, God's people asked Samuel to find them a new king.

WONDER: Can you think of stories about kings in the Bible?

PRAY: Dear God, thank you for showing us how to be a good leader. Amen.

Anointing a King

Supplies: Page 3C, pencils, crayons, scissors, glue or tape

SAY: In the Bible, Samuel used a jar of oil shaped like a horn to choose the next king.

WONDER: How is that different from how we choose leaders today?

- Invite the children to create the anointing jar.
- Color the anointing jar.
- Cut out the anointing jar.
- Use the tabs to roll up the jar and tape it together.

WONDER: What would you put in your jar if you were anointing a king? How would you choose a leader if you were Samuel?

Looking for Leaders

Supplies: Page 3E, card stock, scissors, pipe cleaners, crayons or markers

SAY: Today we heard how Samuel listened to God and looked for a king for God's people. Kings aren't common anymore, but we do have leaders.

ASK: What makes a good leader?

- Name characteristics of good leaders. Make a list on a white board or piece of paper.

SAY: Sometimes, like Samuel, we get to choose our leaders. It's important to recognize the characteristics of a good leader so that we can make a good choice.

- Invite children to color and cut out the glasses on the page.
- Encourage children to write or draw characteristics of good leaders on their glasses.

SAY: When you wear your glasses, it will remind you of what to look for in a good leader.

Church Leader Prayers


Supplies: paper, pens, markers

SAY: One leader in our community is our church staff and pastors. They teach us how to follow God and make important decisions about our church.

SAY: Let's think of ways that we can encourage our church leaders.

- Write down prayers or draw pictures for the leaders in our church.
- Make encouraging cards or notes for our church leaders.
- Give the prayers to the leaders in our church to provide comfort and support for the important work they are doing for God.

PRAY: God, thank you for our leaders, both in our community and our church. Help us to support and encourage our leaders as they seek to do good. Show us ways that we too can lead. Amen.



SHARE the Faith Word: CALL

Our faith word is Call: To know we are each chosen by God and to do God's work in the world. When you hear the word call, you might think of someone calling your name or making a phone call. But in the Bible, God also "calls" us. When God calls us, God is asking us to do something special.

WONDER together:

- Who would you pick to be king?
- What makes a good leader?
- What does the Bible teach us about leaders?
- Is a leader and a king the same or different? Why?

Examine the Bible Verse

SAY: Our Unit 1 Bible verse is 1 Samuel 3:10b. Let's find it in our Bibles.

ASK: Is 1 Samuel in the Old or New Testament? (Old).

Where is the book of 1 Samuel located in the Old Testament? (ninth book)

In what chapter of 1 Samuel is our verse located? (3)

What is the verse number? (10)

SAY: Our Bible verse reminds us that when God calls us, we can answer

- Read the verse together.



Additional Activities Attached for this Week:

- Finding a New King Coloring, If I Were A Leader Journaling, Family Celebration Letter

Spiritual Practice – Exploring Our Call Through Listening.

SAY: A spiritual practice is something we do to help us be present with God. This month we are practicing listening for God through our prayers.

- Gather everyone in a circle.
- Invite the children to strike a pose that represents being a leader such as their hands on their hips or flexing their muscles.
- When the children strike their poses, invite them to say, "I am a leader for God!"
- Repeat as needed and encourage children to try different poses.

PRAY: Dear God, thank you for making each of us a leader in our own special way. Amen.

FAMILY SPIRITUAL PRACTICE - BIBLE PASSAGE: 1 Samuel 7-8, 10:17-24

Read the story of Samuel anointing Saul together.

Wonder: Have you ever wanted something that everyone else had? Have you ever wanted something that might have been bad for you? How did that feel? What happened?

Do: As a family, share what you can do when you want something that might not be good for you.

Pray: God, thank you for being with us, even when we want something different from you. Help us to seek you. Amen.

3G

Samuel Anoints Saul – 1 Samuel 7-8; 10:17-24

Samuel grew up and served God. When he was older, he became a judge. A judge is someone who helps God's people know what to do.

The people decided they wanted a king. They shouted to Samuel, "We want a king!" Samuel did not think the people needed a king. God is our king.

The people argued with Samuel. They wanted to be like other places who had kings. They did not listen to what Samuel was saying. The people wanted to be like everyone else.

The people continued to shout at Samuel, "We want a king!" So, Samuel decided to talk to God about it.

God told him to choose a king. The new king's name was Saul. Samuel brought all the people together and told them about their new king, Saul.

Saul became the king of God's people.

Family Spiritual Practice

Read the story of Samuel anointing Saul together.

Wonder: Have you ever wanted something that everyone else had? Have you ever wanted something that might have been bad for you? How did that feel? What happened?

Do: As a family, share what you can do when you want something that might not be good for you.


Pray: God, thank you for being with us, even when we want something different from you. Help us to seek you. Amen.



3C

Anointing a King – Craft

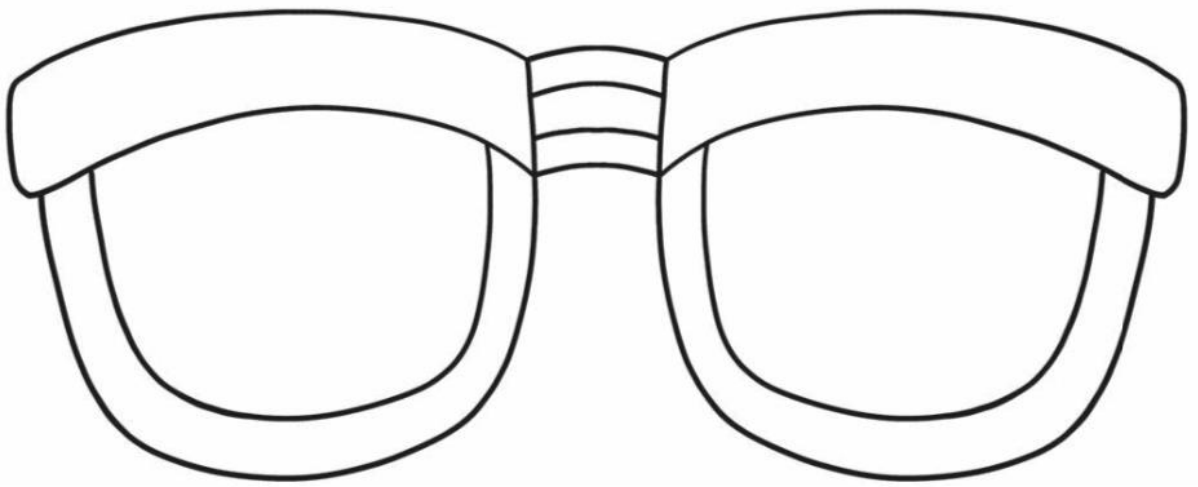
In the Bible, Samuel used a jar shaped like a horn to anoint Saul with oil. Color and cut out the jar. Use the tabs on the jar to roll it together to make your own anointing jar.



3E

Looking for Leaders – Craft


Color and cut out the glasses. Tape a pipe cleaner to each side of the glasses and bend to make an ear piece. Wear your glasses to help you look for good leaders.



3F

If I Were a Leader – Journaling


If you were chosen to be a leader like a king or queen, what kind of leader would you be? Draw or write about yourself as a leader.



3B

Finding a New King – Search and Find

Find all the items in the picture. Color the picture.



CELEBRATE WONDER® Family Celebration Letter

Celebrating Our Ways to Connect with God

It can be hard to feel connected to God sometimes, even for adults. It can be particularly difficult for children to do this because they often understand the world best through things they can see and touch. Not being able to see and touch God means that children, like adults, need additional tools for connecting with God.

One way to help your child connect with God is by teaching them to listen for what God is calling them to do. Younger children may best understand this as listening to their hearts. This can be done through prayer, brief meditation, or even just sitting quietly for a few minutes. Another way to help children connect to God is to encourage them to seek God devotedly. They can do this through using their gifts to help others, visiting a place of worship or creating a worship space at home, or even through music. Children can also connect with God by using their voices to share God's blessings and bring hope to others. Below, you'll find some moments to celebrate your child for using these qualities.

Place this chart on your refrigerator, kitchen table, or in an easy-to-access place. Throughout the week, have your child mark or color a space each time he or she completes an item on the chart. Celebrate your faith together!

<i>I listened for God.</i>	<i>I prayed.</i>	<i>I listened to music.</i>	<i>I was loyal.</i>	<i>I stood up for myself.</i>
<i>I was a leader.</i>	<i>I overcame something hard.</i>	<i>I wondered about something.</i>	<i>I was a good friend.</i>	<i>I built something.</i>
<i>I worshiped God in a special place.</i>	<i>I used my voice to share God's blessings.</i>	<i>I used my voice to bring hope.</i>	<i>I spoke up for someone.</i>	<i>I was brave.</i>