

Sunday School Home Activities - Week of February 27, 2022




Weekly home activities, great for the whole family, are designed to guide children from Nursery thru 5th grade and their families in Bible stories, engaging experiences, spiritual practices, and opportunities for reflection. Pick one to two activities to do with your family each week.

Contact Kathy Schmucker, Spiritual Formation Director, for more information. kschmucker@faithumchurch.org

Welcome to Wonder

Wonder Table - Prepare Ahead: As a family, create a Wonder Table. Find a small table or area in your home. On the table place a candle, a plant or flower, and any other special items you want to include. Use this space while gathering as a family to engage in the lesson or online worship together.

Wonder Box - The Wonder Box is a special place to hold a special item that connects to the Faith Word and to the Bible story. Place items or symbols related to each week's Bible story in the Wonder Box. You may want to keep your Wonder Box on your family's Wonder Table. You can make your own Wonder Box to be any shape or size, but it's best if it has a lid. Include your whole family in the creation process.



Wonder with Me - READ the Bible Story - Read the Bible story, Luke 8:40-42, 49-56.

- Read from the Bible or the Celebrate Wonder Bible Storybook or attached handout. The story is also in the Advent Family Worship Kits.

WATCH the Bible Story and Sing with the Celebrate Wonder Music Videos

Watch this week's Celebrate Wonder Video on Amplify Media:

Amplify Media is a new resource for our congregation! This will make it easy for you and your families to access 1000's of videos for adults, youth and children. To receive the log in info and our congregation's access code, email kschmucker@faithumchurch.org or text Kathy at 330-224-6138. Once you have logged into Amplify Media search Celebrate Wonder to watch this week's

Celebrate Wonder Video and view the Celebrate Wonder Music Videos! Amplify Media has also recently added a section called, Cokesbury Kids, to make it easier for you to find all the great resources available for children!

This week's video is Celebrate Wonder Winter 2021/2022 Session 13 Jairus's Daughter.

SAY: This month we are talking about stories from Jesus' life. Today, we will hear about a little girl who was healed by Jesus. **WONDER:** What makes you feel better?

PRAY: Dear God, thank you for loving everyone. Help us find ways to include everyone in our church, schools, and community. Amen.

Practicing Self-Care

Supplies: CEB Bible, crayons, a collection of items to relieve stress (for example: stress balls, pillows, fidget, playdough in container, and coloring pages)

We've been learning about all the wonderful work Jesus did in his ministry with others. When we read the stories, we might feel like Jesus was around other people all the time. But that's not quite true.

- Read Mark 1:35-38 in a Common English Bible.

Jesus felt the need to get up early in the morning. He went somewhere quiet and prayed to God. The time Jesus spent alone helped him care for others.

- Look at the items that help to relieve stress. Would any of these items help you have a few quiet moments?
- Choose 1 item and take it to a quiet place to use it for 3-5 minutes of quiet time.
- What other ideas do you have for finding a time of quiet this week?

Peaceful Place – God's Dream

Supplies: Faith Word Coloring Sheet, Crayons, Markers, Colored Pencils

Read the book God's Dream or another favorite book. Then doodle a design on a piece of paper or color the coloring page from today's Bible story.

Wonder about God's Dream for you and the world as you color.


Examine the Bible Verse

SAY: This month's Bible verse is Luke 5:26. Find it in your Bibles.

ASK: Is the Book of Luke in the Old or New Testament? (New) Where is Luke located in the New Testament? (third book) In what chapter of Luke is our verse located? (5) What is the verse number? (26)

ASK: What is the reference for our verse? (Luke 5:26)

Say the Bible verse together.



SHARE the Faith Word: WONDER



The definition for wonder is to be curious and explore the mystery of God. The people who witnessed the miracles Jesus performed were filled with wonder. How was Jesus able to heal people who were sick? We can be full of wonder about Jesus, God, the Bible, faith, and lots of other things!

WONDER together:

- Why do you think Jesus didn't want anyone to know about the miracle he did?
- What do you think the little girl ate after she woke up?

Additional Activities Attached for this Week:

- Jairus's Daughter Coloring Page, Bible Story Matching, Favorite Food Reflection

Spiritual Practice—Exploring Wonder Through Faith

- Gather together.

SAY: Spiritual practice is something we do to help us connect to God. This month we are exploring wonder, to be curious and explore the mystery of God. We are hearing stories about the people whom Jesus healed. Today a servant of a Roman centurion was healed by Jesus.

- Guide everyone through a spiritual practice called a body prayer.

Christ be with us. (Spread out your arms.)

Christ before us. (Place your arms in front of your body.)

Christ behind us. (Turn around.)

Christ in us. (Place your hands on your chest.) Amen.

PRAY: Dear God, thank you for giving us curiosity and wonder to learn more about you and how you work in our world. Amen.

- Bless everyone. Touch each person as you say this blessing: "May you be full of wonder your whole life through. Amen."

FAMILY SPIRITUAL PRACTICE - BIBLE PASSAGE: Luke 8:40-42, 49-56

Wonder: After reading the Bible story from the Bible or from the Celebrate Wonder Bible Storybook, wonder together.

Ask: What do you think Jesus's friends felt?

Do: We can pray for others. Make a list of people to pray for, and pray for them as a family each day.

Pray: Dear God, help us care for the people in our community. Amen.

Celebration Chart: Place the chart on your refrigerator, kitchen table, or in an easy-to-access place. Throughout the week, have your child mark a space each time he or she completes an item on the chart. When a vertical, horizontal, or diagonal line is completed, celebrate together! *A Celebration Chart for Winter is included in the 12/19 week's Sunday School Home Activities and in the Advent Family Kits.*

Adapted from Celebrate Wonder Winter 2021 Session 13 © 2021 Cokesbury

Additional Family Activities:

- **Resources for Talking about Race and Racism with Children:** Visit our website at <https://www.myfaithunited.org/anti-racism/>
- **Look for God Sightings**, looking for our good God in the world! Share the God Sightings you find with us. We will share them during our Wednesday Night worship.
- Use individually, or as a family, the worship and devotional resources connected with Sunday's Worship and Sunday School. Share with others! Visit our website for updated resources: <https://www.myfaithunited.org/worship-online/>

- **Women of the Hebrew Bible Sunday School Activities**

READ about the Women who Saved Moses - Exodus 1:8-14; 2:1-10, in the Bible or pages 50-51 in the Celebrate Wonder Bible Storybook.

READ about a woman named Hagar in Genesis 21: 8-21.

Read about the daughters of Zelophehad in Numbers 27:1-11

Read the names of the women listed in the genealogy of Jesus in Matthew 1:1-6.

Read about Ruth and Naomi in the book of Ruth.



What important role do the women play in these stories?

How did the women in these stories make a difference for God's kingdom?

What do we learn about God through the stories of these women?



A pillar provides support for a building. A pillar to the foundation of our faith would be someone or something that supports or builds our faith foundation.

Who are the women in your life who have been pillars to the foundation of your faith?

What do the women in your life teach you about God and faith?

Draw a pillar and then write or draw pictures of the women in your life who support you as you grow in faith.

Strong Women Art

Supplies: Paper titled 5E, crayons, colored pencils

There are lots of strong women in the story of Moses—Miriam, Pharaoh's daughter, the midwives who delivered Moses, and Moses' mom. They keep Moses safe.

Think of a strong woman in your life who cares for you, teaches you, and keeps you safe.

Use the Strong Women Art paper titled 5E to write or draw that person a thank-you note.

Use your imagination, construction paper and art supplies to create a woman from the Hebrew (Old Testament) Bible.

Pray a prayer of thanksgiving for all the people in your life who care for you, watch over you, protect you and keep you safe.



Jairus's Daughter – Luke 8:40-42, 49-56

A man named Jairus came to see Jesus.

Jairus was a leader in the synagogue. He had a twelve-year-old daughter who was sick and about to die.

Jesus made his way to Jairus's house, but the crowds were all around him. Before Jesus got to the house, someone told Jairus not to bother.

The girl had already passed away.

But Jesus said, "Don't be afraid. Believe."

When they got to the house, people were inside crying loudly over the girl. Jesus said, "She is not dead. She is sleeping."

But the people there didn't believe Jesus. Jesus took the girl by the hand and said, "My child! Get up!" The girl stood up!

Jesus told the people to give the girl something to eat.

The girl's parents were amazed.

But Jesus did not want them to tell anyone else what had happened.



Family Spiritual Practice

Bible Passage: Luke 8:40-42, 49-56

Wonder: After reading the Bible story from the Bible or from the *Celebrate Wonder Bible Storybook*, wonder together. **Ask:** What do you think Jesus' friends felt?

Do: We can pray for others. Make a list of people to pray for, and pray for them as a family each day.

Pray: Dear God, help us care for the people in our community. Amen.

13A

Jairus's Daughter – Coloring Page

Jairus came to see Jesus. He had a twelve-year-old daughter who was sick and about to die. Jesus came to Jairus's house and healed the girl. Color the picture.



13B

Match the Pictures – Coloring Page

Match the stories we've been learning this month with the pictures on the page.

Jesus heals a
centurion's servant.



Jesus raises a little girl
from the dead.



Jesus heals a man who
couldn't walk.



Jesus heals a man in
the synagogue.



Art: Tatevik Avakyan/Deborah Wolfe, Mary Grace Corpus/
Gwen Walters, Ralph Voltz/Deborah Wolfe, Ltd.

13D

Story Matching – Bible Knowledge

Read the shortened Bible stories from this month on the left. Then draw a line connecting each story to one of the titles below on the right.

"Your daughter is dead," someone said.
Jesus said, "Don't be afraid; just believe."
The crowd laughed at him.
He took her by the hand. "My child, get up!"
Her spirit returned; she stood up.
Jesus told them to give her something to eat.
Her parents were astonished!
"Do not tell anyone what happened," Jesus said.

Jesus went to the house.
But friends were sent: "Lord, don't be bothered.
Just say the word and healing will come."
When Jesus heard these words,
he was impressed.
He turned to the crowd.
"Even in Israel, I haven't found faith like this."
They found the servant restored to health.

Jesus entered.
Right hand was withered.
Pharisees were watching,
Looking for a reason.
Jesus knew their thoughts.
Jesus said, "Is it legal on the Sabbath to do
good or to do evil, to save life or to destroy it?"
Then: "Stretch out your hand."
The hand was made healthy.

Jesus was teaching,
The power of the Lord was there.
They carried him and placed him before Jesus.
He saw their faith.
Your sins are forgiven.

The Five Friends

The Man
with the
Withered Hand


A Servant
Is Healed

Jairus's
Daughter

13G

Favorite Food

After Jairus's daughter was healed and woke up, Jesus told her parents to feed her.
What is your favorite food? Draw it below.



5E

Strong Women – Art

There are lots of strong women in this story—Miriam, Pharaoh's daughter, the midwives who delivered Moses, and Moses' mom. They keep Moses safe. Do you have a strong woman in your life who keeps you safe? Write or draw that person a thank-you note.

