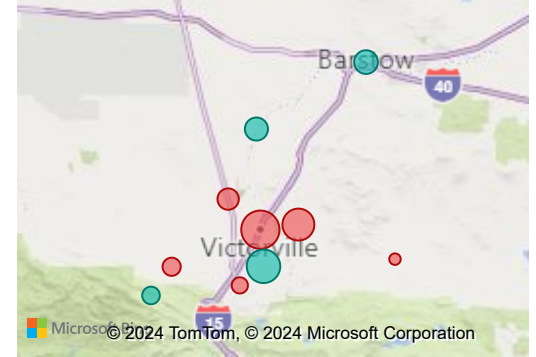




CALIFORNIA
ASSOCIATION
OF REALTORS®

HDAOR
HIGH DESERT
ASSOCIATION OF REALTORS®




**High Desert
Region**

March 2024



Snapshot



312

\$428,000

\$242

100.0%

YoY % Chg.



-4.9%

9.7%

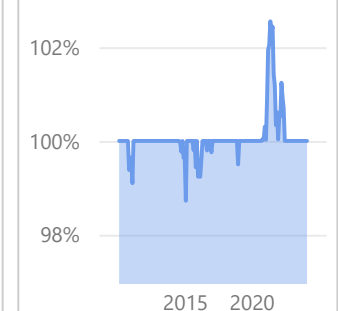
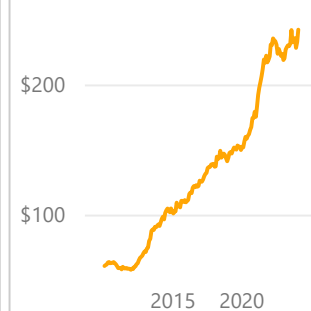
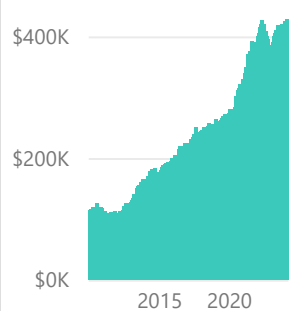
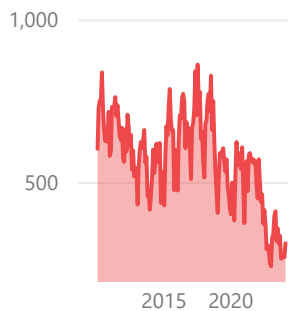

0.0%

9.9%

0.0%

0.0%

Trends



Definitions



Existing SFR Sales: Closed transactions of properties listed on various MLSs across the state during the current month for the selected geography and property characteristics.

Existing SFR Median Price: Median price of all closed sales listed on MLSs across the state during the current month for the selected geography and property characteristics.

Existing SFR Med. Price/Sq. Ft.: Median price per square foot of all closed sales listed on MLSs during the current month for the selected geography and property characteristics.

Existing SFR Med. Sales-to-List Ratio (%): Gap between selling and listing prices for homes sold on MLSs during the month for the selected area and property characteristics.