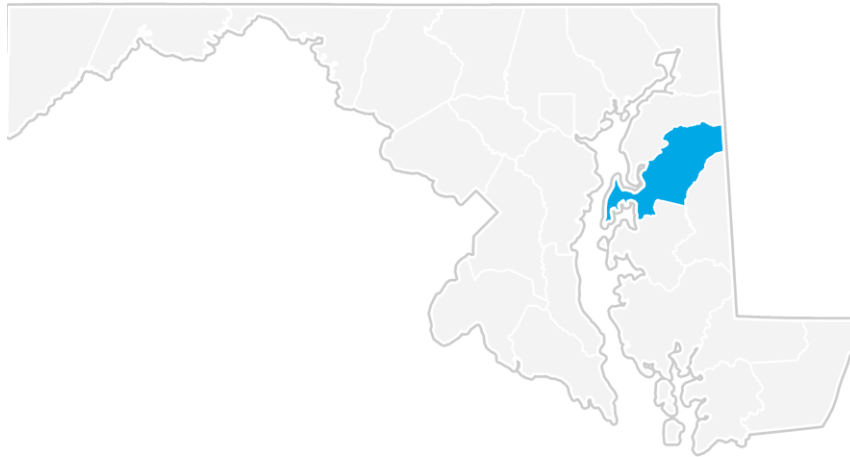


Real-Time Intelligence for Queen Annes County, Maryland



JOBS **eQ**

May 9, 2019

QUERY DEFINITION.....	3
SUMMARY	4
OPENINGS BY OCCUPATIONS.....	5
OPENINGS BY EMPLOYERS	6
OPENINGS BY CERTIFICATIONS	7
OPENINGS BY SKILLS.....	8
OPENINGS BY JOB TITLES	9
OPENINGS BY EDUCATION LEVELS.....	10
OPENINGS BY PROGRAMS.....	11
OPENINGS BY LOCATIONS.....	12
FAQ.....	13

Query Definition

Online job postings for Queen Annes County, Maryland, active ads only as of 5/8/2019.

Summary

Total Job Posts	Occupations	Employers	Certifications	Skills	Job Titles	Education Levels	Programs	Locations
703	171	304	26	339	577	4	58	80

Openings by Occupations

SOC	Title	Occupations					Total Ads
		Median Duration	Ads Closed	Median Wage	JPLQ		
41-2031.00	Retail Salespersons	n/a	0	\$18.71	1.95	90	
41-1011.00	First-Line Supervisors of Retail Sales Workers	n/a	0	\$23.01	1.92	63	
35-3021.00	Combined Food Preparation and Serving Workers, Including Fast Food	n/a	0	\$10.50	1.74	28	
29-1141.00	Registered Nurses	n/a	0	n/a	9.45	26	
35-1012.00	First-Line Supervisors of Food Preparation and Serving Workers	n/a	0	\$12.00	1.41	21	
31-1014.00	Nursing Assistants	n/a	0	n/a	11.35	16	
29-1127.00	Speech-Language Pathologists	n/a	0	n/a	6.39	15	
37-2011.00	Janitors and Cleaners, Except Maids and Housekeeping Cleaners	n/a	0	\$10.85	1.78	13	
43-5081.01	Stock Clerks, Sales Floor	n/a	0	\$11.00	2.19	13	
43-4051.00	Customer Service Representatives	n/a	0	\$24.24	1.82	12	











Source: [JobsEQ®](http://www.chmuraecon.com/jobseq)

Data reflect online job postings, active ads only as of 5/8/2019

Note: Data are subject to revision. Please do not use the volume of data for historical comparisons until such time that an adjusted historical series of these data are provided.

Openings by Employers

Employers

Employer Name	Median Duration	Ads Closed	Median Wage	Total Ads	
University of Maryland Medical System - UM Shore Regional Health	n/a	0	n/a	49	
Delhaize America Food Lion	n/a	0	n/a	26	
Acts Retirement-Life Communities Inc.	n/a	0	n/a	18	
Safeway	n/a	0	\$9.96	13	
Two Farms, Inc. (dba Royal Farms)	n/a	0	n/a	12	
Walgreens	n/a	0	n/a	12	
Dixon Valve & Coupling Company	n/a	0	n/a	11	
State of Maryland	n/a	0	\$17.97	11	
Queen Anne's County	n/a	0	\$16.56	11	
ProCare Therapy	n/a	0	n/a	11	











Source: [JobsEQ®](http://www.chmuraecon.com/jobseq)

Data reflect online job postings, active ads only as of 5/8/2019

Note: Data are subject to revision. Please do not use the volume of data for historical comparisons until such time that an adjusted historical series of these data are provided.

Openings by Certifications

Certifications











Certificate Name	Median Duration	Ads Closed	Median Wage	Total Ads	
Certification in Cardiopulmonary Resuscitation (CPR)	n/a	0	\$14.96	16	
Registered Nurse (RN)	n/a	0	n/a	14	
Basic Life Support (BLS)	n/a	0	n/a	14	
ServSafe Food Protection Manager Certification	n/a	0	n/a	8	
Advanced Cardiac Life Support Certification (ACLS)	n/a	0	n/a	7	
First Aid Certification	n/a	0	\$14.96	6	
Certified Nursing Assistant (CNA)	n/a	0	\$13.35	4	
Class A Commercial Drivers License (CDL-A)	n/a	0	n/a	2	
Registered in Vascular Technology (VT)	n/a	0	n/a	2	
Obstetrics and Gynecology (Obstetrics & Gynecology)	n/a	0	n/a	2	

Source: [JobsEQ®](http://www.chmuraecon.com/jobseq)

Data reflect online job postings, active ads only as of 5/8/2019

Note: Data are subject to revision. Please do not use the volume of data for historical comparisons until such time that an adjusted historical series of these data are provided.

Openings by Skills











Skill Name	Skills				Total Ads	
	Median Duration	Ads Closed	Median Wage			
Communication	n/a	0	\$15.50		317	
Customer Service	n/a	0	\$12.35		214	
Cooperative/Team Player	n/a	0	\$12.00		137	
Self-Motivated/Ability to Work Independently/Self Leadership	n/a	0	\$13.50		105	
Adaptability/Flexibility/Tolerance of Change and Uncertainty	n/a	0	\$15.50		97	
Organization	n/a	0	\$12.00		94	
Enthusiastic/Energetic	n/a	0	\$11.50		78	
Accountable/Responsible/Reliable/Dependable/Trustworthy	n/a	0	\$10.75		75	
Ability to Lift 51-100 lbs.	n/a	0	\$15.50		73	
Ability to Work in a Fast Paced Environment	n/a	0	\$10.92		69	

Source: [JobsEQ®](#)

Data reflect online job postings, active ads only as of 5/8/2019

Note: Data are subject to revision. Please do not use the volume of data for historical comparisons until such time that an adjusted historical series of these data are provided.

Openings by Job Titles

Job Titles					
Job Title	Median Duration	Ads Closed	Median Wage	Total Ads	
Team Member	n/a	0	\$10.44	9	
Truck Drivers - Experienced CDL Class A Drivers - Dedicated Route	n/a	0	n/a	8	
Sales Associate	n/a	0	n/a	6	
ASSISTANT MANAGER	n/a	0	\$14.88	6	
Customer Service Associate	n/a	0	n/a	6	
Delivery Driver	n/a	0	\$13.35	4	
Home-Based Satellite TV Technician/Installer	n/a	0	\$15.50	4	
Food Service Leader	n/a	0	n/a	4	
PT Center Store (Grocery) Associate - Food Lion	n/a	0	n/a	4	
Bus Driver Needed! - Baltimore	n/a	0	n/a	4	





Source: [JobsEQ®](http://www.chmuraecon.com/jobseq)

Data reflect online job postings, active ads only as of 5/8/2019

Note: Data are subject to revision. Please do not use the volume of data for historical comparisons until such time that an adjusted historical series of these data are provided.

Openings by Education Levels

Education Levels











Minimum Education Level	Median Duration	Ads Closed	Median Wage	Total Ads	
High school diploma or equivalent	n/a	0	\$14.98	240	
Bachelor's degree	n/a	0	\$21.97	52	
Associate's degree	n/a	0	\$13.16	19	
Master's degree	n/a	0	n/a	17	

Source: [JobsEQ®](#)

Data reflect online job postings, active ads only as of 5/8/2019

Note: Data are subject to revision. Please do not use the volume of data for historical comparisons until such time that an adjusted historical series of these data are provided.

Openings by Programs

Program Name	Programs				
	Median Duration	Ads Closed	Median Wage	Total Ads	
Nursing	n/a	0	n/a	18	
Business	n/a	0	n/a	10	
Business Administration	n/a	0	n/a	5	
Accounting	n/a	0	\$21.97	4	
Engineering	n/a	0	n/a	4	
Technical	n/a	0	n/a	4	
Mechanical Engineering	n/a	0	n/a	4	
Management	n/a	0	n/a	3	
Plant/Soil Science	n/a	0	n/a	3	
Social Work	n/a	0	n/a	3	

Source: [JobsEQ®](http://www.chmuraecon.com/jobseq)

Data reflect online job postings, active ads only as of 5/8/2019

Note: Data are subject to revision. Please do not use the volume of data for historical comparisons until such time that an adjusted historical series of these data are provided.

Openings by Locations

Locations					
Location	Median Duration	Ads Closed	Median Wage	Total Ads	
Chestertown, Maryland	n/a	0	\$19.23	84	<div></div>
Chestertown, MD 21620	n/a	0	\$10.76	68	<div></div>
Stevensville, MD 21666	n/a	0	\$12.00	57	<div></div>
Centreville, Maryland	n/a	0	\$16.56	43	<div></div>
Queenstown, Maryland	n/a	0	\$10.88	38	<div></div>
Chester, MD 21619	n/a	0	\$10.35	35	<div></div>
Stevensville, Maryland	n/a	0	n/a	35	<div></div>
Centreville, MD 21617	n/a	0	\$11.25	30	<div></div>
Queenstown, MD 21658	n/a	0	\$12.88	30	<div></div>
Grasonville, Maryland	n/a	0	n/a	19	<div></div>

Source: [JobsEQ®](#)

Data reflect online job postings, active ads only as of 5/8/2019

Note: Data are subject to revision. Please do not use the volume of data for historical comparisons until such time that an adjusted historical series of these data are provided.

FAQ

What is SOC?

The Standard Occupational Classification system (SOC) is used to classify workers into occupational categories. RTI classifies workers in one of the 1,090 8-digit level codes known as the O*NET-SOC Occupational Listings. In addition, occupations are combined to form 23 major groups (2-digit level), 97 minor groups (3-digit), and 461 occupation groups (5-digit), and 840 detailed occupations (6-digit). Each occupation group includes occupations requiring similar job duties, skills, education, or experience.

How does the time period work?

Online job postings included in this report are those that meet the Query Definition parameters (shown above) and that were active at any point in the specified time frame preceding the date this report is generated. As such, this report may include some ads that were closed as of the date of this report; in addition, this report may include some ads that were first posted prior to the specified time frame referred to above.

What are “active” and “closed” ads?

An “active” ad refers to an online job posting that was still posted online when Chmura’s web crawler last viewed that page, which occurs at least once a week. An ad is considered “closed” if Chmura’s web crawler no longer sees the ad listed or if the ad is specifically designated on the site as no longer being active.

Is every online-job-ad website included in these data?

We make every attempt to catch all of the significant job-posting websites across the United States, but we cannot guarantee complete, 100% coverage. If you have any questions about a particular website, please don’t hesitate to ask.

What certifications are included and how are they defined?

We include over 3,000 different certifications in our job ad analyses. A complete list can be found in the JobsEQ help section, along with further information about those certifications.

About This Report

This report and all data herein were produced by JobsEQ®, a product of Chmura Economics & Analytics. The information contained herein was obtained from sources we believe to be reliable. However, we cannot guarantee its accuracy and completeness.