

Praise Lesson 2: Miriam and the Israelites Praise God

Memory Verse:

Praise the Lord! Praise the Lord, O my soul!
I will praise the Lord as long as I live; I will sing praises to my God
while I have my being. – Psalm 146:1-2

Catechism:

6. **Q.** Is there more than one true God?
A. No. There is only one true God.
7. **Q.** In how many Persons does this one God exist?
A. In three persons
8. **Q.** Name these Three Persons.
A. The Father, the Son, and the Holy Spirit

Discussion: What did we learn today about God?




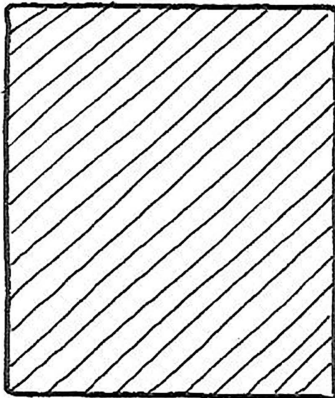

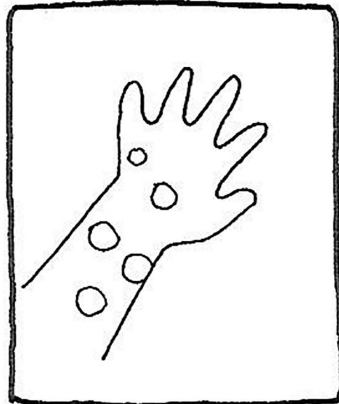

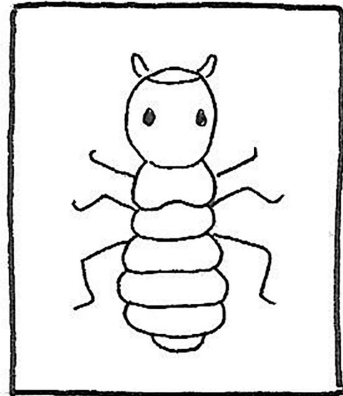

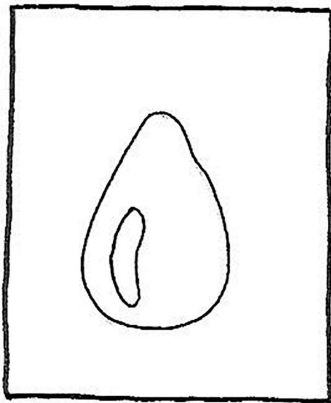
- 1) God keeps His promises, and He delivered His people.
- 2) God is a God of miracles and can divide the sea and lead His people across on dry land.
- 3) God desires the praises of His people. God wants us to praise Him.

Activity #1: 10 Plagues Egyptian Necklace

Materials Needed: White paper plates, copies of the “plagues,” scissors, and markers or crayons

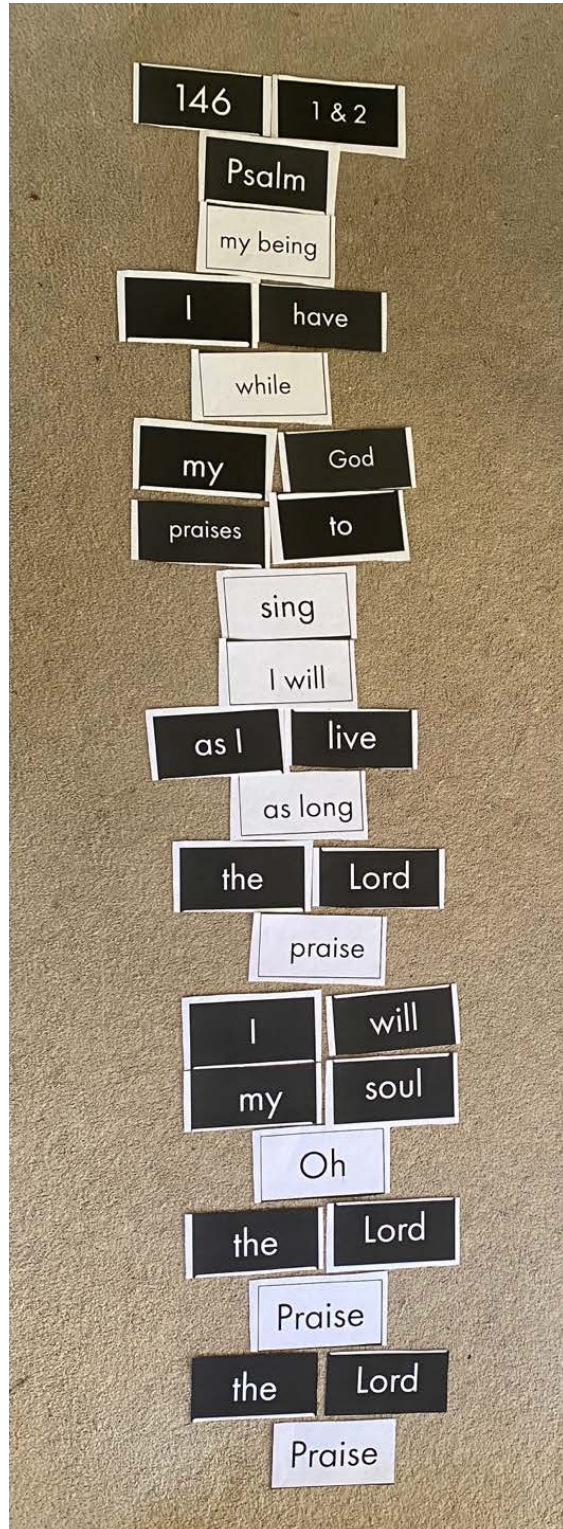
- Before class, cut out the center of the paper plates (one for each child).
- Have the children color their plates to make a colorful necklace.
- Have them color the pictures representing the 10 plagues.
- Then let them glue the squares onto the necklace in the order they occurred.
- Be sure to write each child’s name on the back of their necklace.





Activity #2: Memory Verse Hopscotch

Materials Needed: Copies of the Memory Verse Cards



- Print out the memory verse with each word or a group of words on a sheet of cardstock. (You may want to laminate them.)
- Lay them on the ground in the pattern of a hopscotch board.
- Have the children say each word/phrase as they jump on its card.

Praise

the

Lord

Praise

the

Lord

Oh

my

soul



will

Praise

the

Lord

as long

as I

live

I will

sing

praises

to

my

God

while



have

my being

Psalm

146:

1 & 2