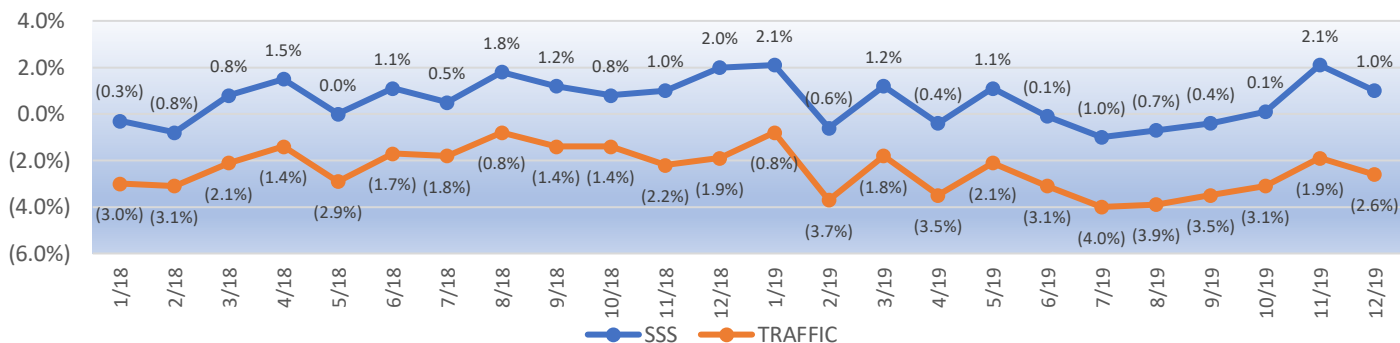


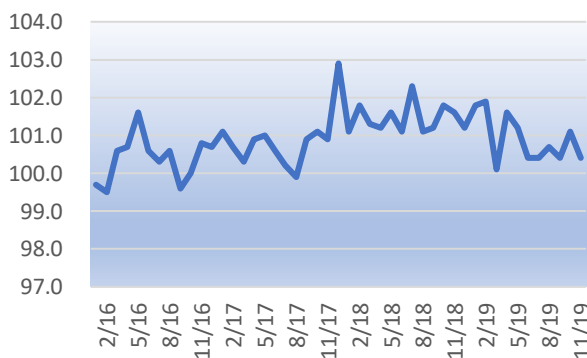
SAME STORE SALES & TRAFFIC



Source: Compass RCR and TDn2K

RESTAURANT PERFORMANCE INDEX

101.9 +0.8%



Source: National Restaurant Association and Compass RCR

Current Situation Index: 102.1 ↑ +1.0%

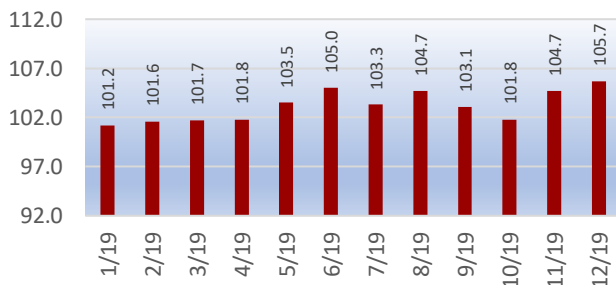
\$	Same Store Sales:	68%	Reported increase over December 2018
👤	Customer Traffic:	49%	Reported increase over December 2018
🏗️	Capital spending:	48%	Capital expenditures increased in last 3 months

Expectations Index: 101.6 ↑ 0.4%

\$	Sales outlook:	46%	Expect higher sales in next 6 months
🏗️	Capital spending:	58%	Plan to make capital expenditures in next 6 months
📊	Economy:	21%	Expect economic conditions to improve during next 6 months

SMALL BUSINESS OPTIMISM INDEX

105.7 +1.0%



Source: NFIB and Compass RCR

TOP CONCERNS:

- **Retaining and recruiting quality employees** – 97%; options begin to emerge – some sound, others absurd.
- **Labor and related expenses** – 90%; pressure increases as wages rise in 24 States as well as new labor regulations going into effect.
- **Building and maintaining sales** – 75%; new wave of value offerings coming.

CONSUMER OPTIMISM:

Current Mo: 99.3

Last Mo: 96.8

3 Mo. Trajectory: 97.2

TRENDS:

OFF-PREMISE: Sales expected to grow by 5.6% in 2019; reaching approximately 60% of foodservice occasions.

PLANT-BASED PRODUCTS: As of 1/5/2020 13 major restaurant chains offer plant-based meat substitute products with an additional 5 chains in various stages of testing.