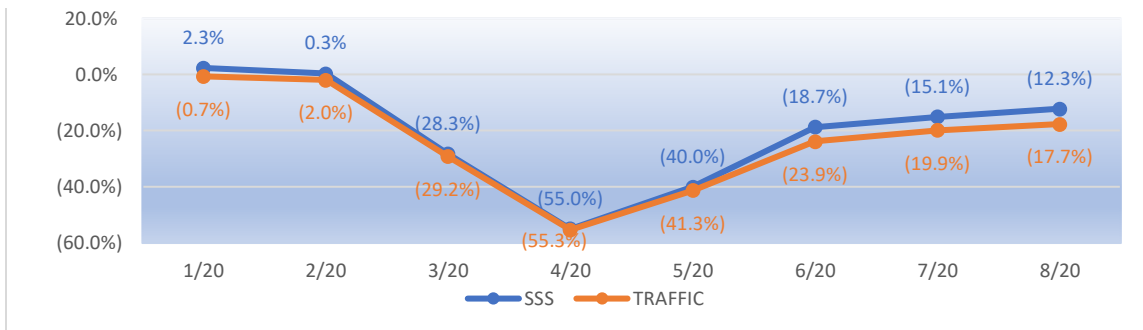
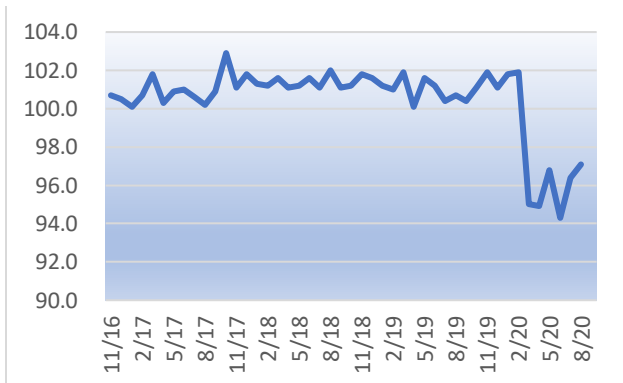


SAME STORE SALES & TRAFFIC (Source: Black Box Intelligence)



RESTAURANT PERFORMANCE INDEX (Source: National Restaurant Association)

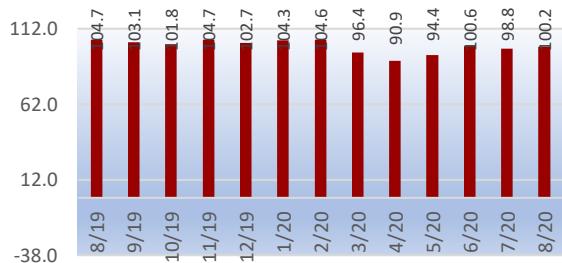
97.1 +0.7



Current Situation Index:		94.3	↓	0.5
\$	Same Store Sales: 27%	Report increase/66% decrease		
👤	Customer Traffic: 12%	Report increase/78% decrease		
🏠	Capital spending: 41%	Increased since March 2020		
Expectations Index: (next 6 mos)		92.3	↓	5.7
\$	Sales outlook: 20%	Expect sales to improve		
🏠	Capital spending: 35%	Expect to make capital purchase		
📊	Economy: 27%	Expect economy to improve		

SMALL BUSINESS OPTIMISM INDEX (Source: NFIB and Compass RCR)

100.2 +1.4 points



- Economy's trend over the last 3 months improved 7 points to a net negative 25% reporting higher earnings.
- The openings increased 3 points to 33%.
- 41% finding quality labor as top problem; further stating this issue is slowing production/service and in some cases hours of operations.
- 62% reported financing as their top business problem.

CONSUMER (University of Michigan-Sentiment)

	AUG 2020	JULY 2020
CONSUMER OPTIMISM:	74.1	73.2
CONSUMER EXPECTATIONS:	68.5	65.9
KEY FINDINGS:	<ol style="list-style-type: none"> 1. 62% expressed overall view of economy as unfavorable. 2. 90% viewed current state of economy negatively. 3. 88% were more relaxed regarding the pandemic. 	

TRENDS/NEWS/ETC:

- Overall sales continue to improve but 76% of operators fear without some additional government stimulus the hardships upon consumers and small businesses will hinder and possibly reverse the current growth.