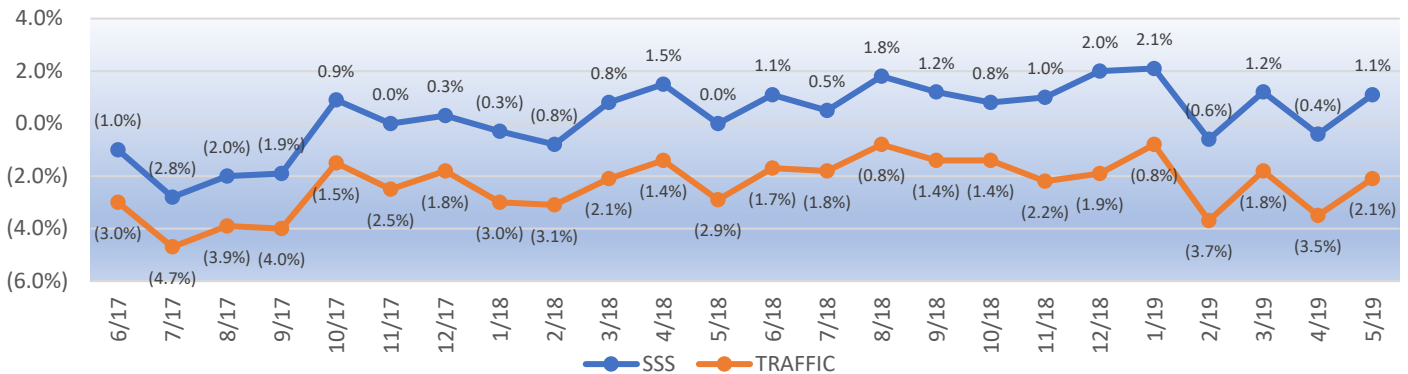


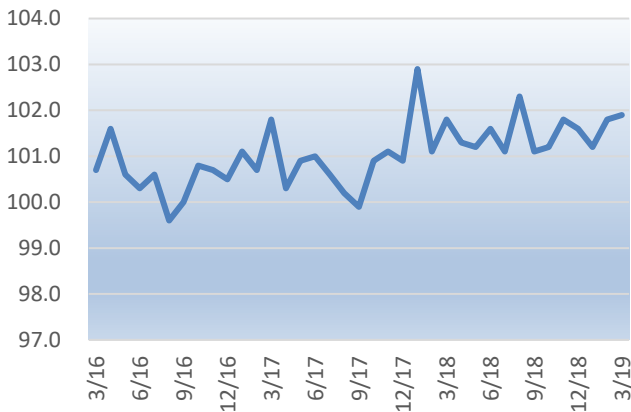
SAME STORE SALES & TRAFFIC



Source: Compass RCR and TDn2K

RESTAURANT PERFORMANCE INDEX

100.1 (1.8%)

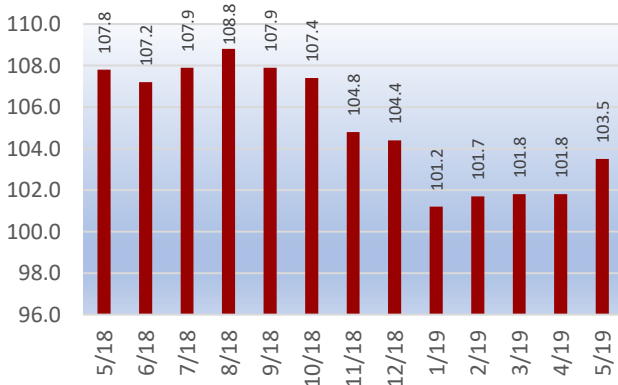


Source: National Restaurant Association and Compass RCR

Current Situation Index:		99.7	↓ (2.1%)
\$	Same Store Sales:	44%	Reported increase over May 2018
👤	Customer Traffic:	28%	Reported increase over May 2018
🏠	Capital spending:	53%	Relatively steady on capital expenditures in last 3 months
Expectations Index:		100.5	↓ (1.5%)
\$	Sales outlook:	34%	Expect higher sales in next 6 months
🏠	Capital spending:	55%	Plan to make capital expenditures in next 6 months
📊	Economy:	16%	Expect economic conditions to improve during next 6 months

SMALL BUSINESS OPTIMISM INDEX

103.5 +1.8%



Source: NFIB and Compass RCR

TOP CONCERNS:

- Labor issues:
 - Recruiting & retaining quality people as reported by 80% (increase)
 - Working understaffed as reported by 42% (increase)
- Building traffic as reported by 54% (increase)
- Increases in all expenses as reported by 44% (relatively stable)
- Adapting/relevant technology as reported by 39%