

1

Nǐ hǎo 你好 Hello

一、朗读下列单音节词语 01-1

Read the monosyllabic words aloud.

| | | | | | | | |
|-----|-----|-----|-----|------|------|------|------|
| mā | má | mǎ | mà | xuē | xué | xuě | xuè |
| bā | bá | bǎ | bà | tiāo | tiáo | tiǎo | tiào |
| fēi | fēi | fěi | fèi | huō | huó | huǒ | huò |
| qiē | qié | qiě | qiè | māo | máo | mǎo | mào |

二、朗读下列双音节词语 01-2

Read the disyllabic words aloud.

| | | | | |
|--------|--------|---------|-------|--------|
| xià yǔ | xiàwǔ | tèbié | dì yī | yěxǔ |
| pǎo bù | huídá | tiào wǔ | yìqǐ | kuàilè |
| qítā | biǎodá | lǐwù | jīhuì | líkāi |
| fùxí | dìtú | dìtiě | àihào | jiēdào |

三、读一读，猜一猜：给下列图片选择相应的词语

Read and Guess: Match the pictures with the words.



()

A kāfēi



()

B kělè



()

C bālěi



()

D pài



()

E jítā

四、听录音，写出听到的声母并朗读 01-3

Listen to the recording, write down the initials you hear and read the syllables aloud.

1. ___ āi
2. ___ uài
3. ___ iào
4. ___ í
5. ___ ǎn
6. ___ uǒ
7. ___ ù
8. ___ iǎo

9. ___ uè 10. ___ ià 11. ___ ǎo 12. ___ āo
13. ___ ǎi 14. ___ ǎi 15. ___ è 16. ___ ǎo
17. ___ ái 18. ___ ǎi 19. ___ ào 20. ___ ēi

五、听录音，写出听到的韵母并朗读  01-4

Listen to the recording, write down the finals you hear and read the syllables aloud.

1. h ___ 2. h ___ 3. h ___ 4. m ___
5. f ___ 6. h ___ 7. n ___ 8. w ___
9. b ___ 10. j ___ 11. j ___ 12. d ___
13. g ___ 14. g ___ 15. p ___ 16. h ___
17. y ___ 18. h ___ 19. g ___ 20. l ___

六、听录音，写出听到的声调并朗读  01-5

Listen to the recording, add the tone marks you hear and read the syllables aloud.

1. bu 2. hao 3. ke 4. qi
5. mei 6. you 7. ma 8. jie
9. ge 10. ge 11. di 12. nü
13. tiao 14. mai 15. hui 16. hua
17. na 18. guo 19. jiao 20. er

七、看图片，选择正确的对话

Match the pictures with the dialogues.




()

- (1) Nǐ hǎo!
A: 你好!
Nǐ hǎo!
B: 你好!



()

- (2) Nín hǎo!
A: 您 好!
Nǐ hǎo!
B: 你 好!



()

- (3) Nín hǎo!
A: 您 好!
Nǐmen hǎo!
B: 你 们 好!



()

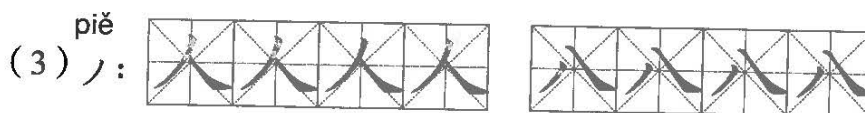
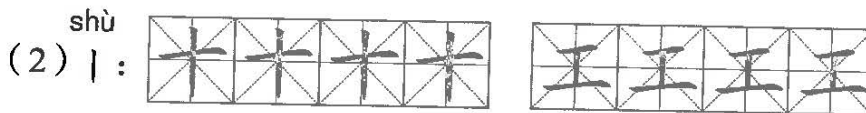
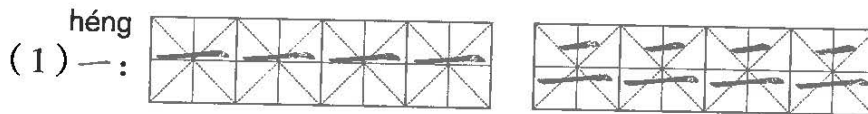
- (4) Duìbuqǐ!
A: 对 不 起!
Méi guānxi!
B: 没 关 系!

八、汉字

Chinese Characters

1. 描写每组汉字中相应的笔画

Trace the corresponding strokes in each pair of characters.



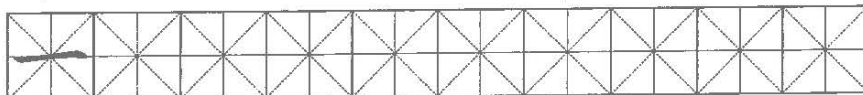
diǎn
(4) 丶: 丷 丷 丷 丷 六 六 六 六

nà
(5) ㇇: 大 大 大 大 天 天 天 天

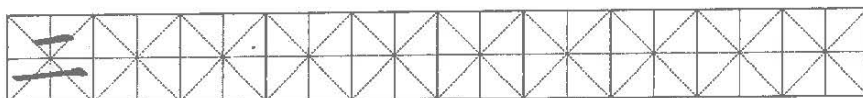
2. 看笔顺，写独体字

Look at the stroke order and practice writing the single-component characters.

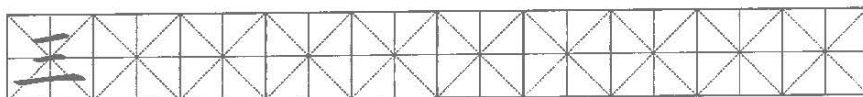
yī 一



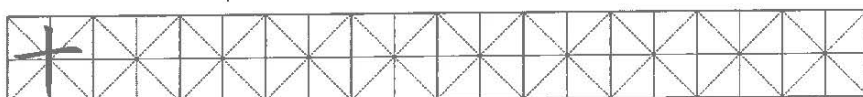
èr 一 二



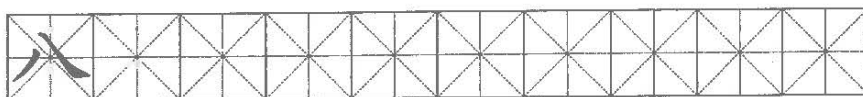
sān 一 二 三



shí 一 十



bā 丿 八



liù 丶 一 六 六

