

2

Xièxie nǐ 谢谢你 Thank you

一、朗读下列单音节词语 02-1

Read the monosyllabic words aloud.

zhī	zhí	zhǐ	zhì	zān	zán	zǎn	zàn
chuāng	chuáng	chuǎng	chuàng	xuān	xuán	xuǎn	xuàn
xiāng	xiáng	xiǎng	xiàng	yīng	yíng	yǐng	yìng
shēn	shén	shěn	shèn	rāng	ráng	rǎng	ràng

二、朗读下列双音节词语 02-2

Read the disyllabic words aloud.

rènzhēn	rúguǒ	xǐ zǎo	zhàopiàn
cídiǎn	yǐqián	yǐhòu	yǐnliào
zháojí	huǒchē	zìjǐ	yǎnjìng
tóngxué	tóngshì	tóngyì	tūrán
yìsi	zhàngfu	tóufa	shìqing

三、读一读，猜一猜：给下列图片选择相应的词语

Read and Guess: Match the pictures with the words.



()

A qiǎokèlì



()

B shāfā



()

C xiāngbīn



()

D màikèfēng



()

E hànǎo

四、听录音，写出听到的声母并朗读 02-3

Listen to the recording, write down the initials you hear and read the syllables aloud.

1. ___én	2. ___én	3. ___āng	4. ___āng
5. ___ǒu	6. ___uō	7. ___uò	8. ___àn
9. ___ì	10. ___ān	11. ___ì	12. ___án
13. ___á	14. ___áng	15. ___ǒu	16. ___ōu
17. ___ōng	18. ___ài	19. ___è	20. ___ē

五、听录音，写出听到的韵母并朗读 02-4

Listen to the recording, write down the finals you hear and read the syllables aloud.

- | | | | |
|--------------|--------------|-------------|--------------|
| 1. m _____ | 2. sh _____ | 3. x _____ | 4. y _____ |
| 5. sh _____ | 6. x _____ | 7. x _____ | 8. ch _____ |
| 9. n _____ | 10. k _____ | 11. f _____ | 12. l _____ |
| 13. g _____ | 14. y _____ | 15. h _____ | 16. sh _____ |
| 17. ch _____ | 18. ch _____ | 19. x _____ | 20. j _____ |

六、听录音，写出听到的声调并朗读 02-5

Listen to the recording, add the tone marks you hear and read the syllables aloud.

- | | | | |
|----------|-----------|-----------|-----------|
| 1. zhong | 2. mian | 3. fan | 4. cai |
| 5. neng | 6. zhan | 7. chang | 8. shou |
| 9. shui | 10. qing | 11. sheng | 12. huang |
| 13. hong | 14. lan | 15. re | 16. rou |
| 17. cha | 18. xiang | 19. cao | 20. suan |

七、看图片，选择正确的对话

Match the pictures with the dialogues.



()



()

- (1) Xièxie nǐ!
A: 谢谢 你!
 Bú kèqì!
B: 不 客气!

- (2) Zàijiàn!
A: 再见!
 Zàijiàn!
B: 再见!



()

- (3) Duìbuqǐ!
A: 对不起!
Méi guānxi!
B: 没关系!



()

- (4) Nǐ hǎo!
A: 你好!
Nǐ hǎo!
B: 你好!

八、汉字

Chinese Characters

1. 描写每组汉字中相应的笔画

Trace the corresponding stroke in each pair of characters.

héngzhé
(1) 一 :

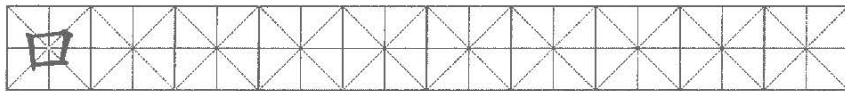
shùzhé
(2) 丨 :

shùgōu
(3) 丿 :

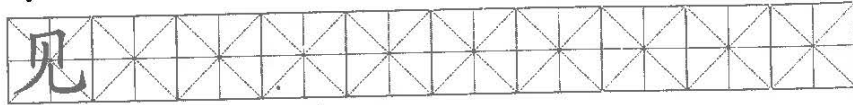
2. 看笔顺，写独体字

Look at the stroke order and practice writing the single-component characters.

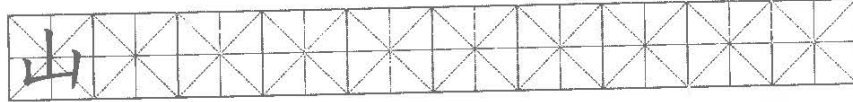
kǒu 丨 冂 口



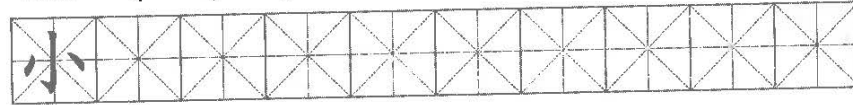
jiàn | 丨 冂 丩 见



shān | 丨 止 山



xiǎo | 丨 小 小



bù | 一 丿 丩 不

