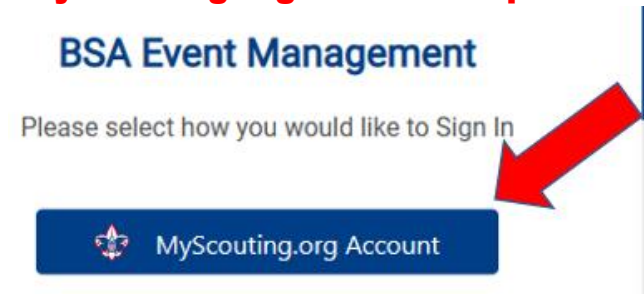
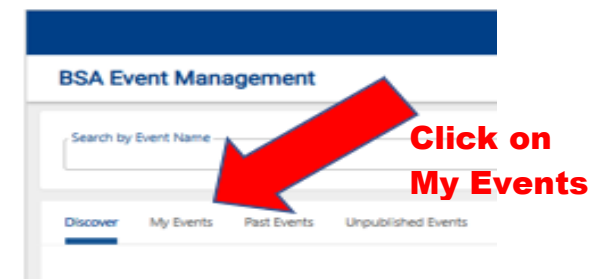


GETTING TO YOUR REGISTRATION

1. Go to <https://events.scouting.org/login> and log in. It is best to use the “MyScouting.org Account” Option



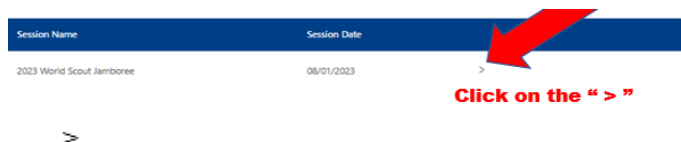
2. Click on “My Events”



3. Click on “View Registration” in the 25th World Scout Jamboree – USA Cont. box




4. Click on the “>” symbol on the right side.



5. Click on the Pencil



6. Answer the Questions

REQUIRED: click on the  in each of these sections to update the sections as needed:
Personal Information Dietary Questions
Personal Profile Data Emergency Contact Questions

Data Requested by Host - **These are optional but it is highly recommended they be filled in for health and safety purposes at the Jamboree.**

Please visit each data section and confirm existing data is correct (make changes if needed) as well as fill in the blank fields. Be sure to hit save when completed.

All questions with * are required fields. If it's unknown at the moment, write in TBD and go back later when the actual data is known. If there is a date field that is unknown, type in 2000-01-01 as a placeholder until you can get the correct date. You can't save a section without answering all of the required fields.

The data sections are pretty self-explanatory. Here are some of the data field explanations for the “Data Requested by Host” Section.

Number Assigned - do not fill in... will be used to link your registration in the Host system

Mobile Phone number - include the country code, USA = 1. i.e. 1 510-332-5555

Dietary Needs if Other was Previously Indicated (from the Dietary Questions section)

Means of Transportation (will be filled in for Youth Participants. CMT & IST should fill this in.

Arrival/Departure times: 24 hour clock, 13 = 1:00 pm

IST: Be sure and indicate your three job choices – use only the code – nothing else should be entered. For example, if your choice was PG-8-1 Event Support all you would enter would be PG-8-1. Do Not Enter the Text "Event Support." If you have previously entered job choices please go back and enter only job codes with no text.