


HARLO®

10-FIVE ROUGH TERRAIN FORKLIFT - 4WD



NEW

HARLO - since 1958 - The Industry Leader in Rough Terrain Forklifts Remarkable Quality and Manufacturing

The **10-FIVE** introduces **HARLO** into a larger capacity market. In addition to Agricultural applications, the performance of the unit can be utilized in construction, lumber/sawmill, forestry, metal, salvage yard, trucking, and rentals just to name a few.

Standard Options

When you want the fastest on the job site at **27.4 mph**, or **utilizing our generous 35 GPM main pump to lift at 96.3 fpm (15' 2 stage mast) and 92.4 fpm (22' 3 stage mast)**, multitasking with amazing agility at **11.2" of ground clearance, turning at 11' radius**, **HARLO** is second to none! The internal wet brake and external holding brake give stopping and holding power for all applications.

Exceptional Features

Smooth-shifting is accomplished with our 4-speed manual or Auto-Shift AST Synchronesh transmission. Standard mast options of 15' two-stage and 22' three-stage lift your load with ease. The John Deere 74HP Diesel engine is low maintenance, fuel efficient, provides plenty of power, and has faster response times.

HP10500 ROUGH TERRAIN FORKLIFT - Specifications

Engine

Model	John Deere - 4045TI530
Type	Tier 4 Final Emission Certified
Cylinders	4 Cycle Turbocharged Diesel
Displacement	4
Fuel Injection	275 CID
Fuel	Electronic
Tank Capacity	Ultra Low Sulfur Diesel
Cooling	24 Gallons
Max Speed (eng)	Liquid Cooled
Idle Speed (eng)	2400 RPM
Horse Power	900 RPM
Maximum Torque	74 HP @ 2400 RPM
Water Pump Style	224 ft/lb @ 1600 RPM
Engine Oil	Integral
	SAE 15-W40



Mast

Forward Tilt	35 Degrees
Backward Tilt	10 Degrees
Side Shift	7.5" Total - 3.75" Left / 3.75" Right
Load Cushioning	Optional Accumulator

Tires

Front	19.5LR24
Rear	12R16.5

Mast Configurations

Lift Height	Carriage Type	Carriage Width	Stages	Lowered	Extended	Capacity @ 24" Load Center	4WD Weight
15' Roller	Notch ITA	60", 72", 84", 96"	2	125"	212"	10500lbs to 15'	17,500 lbs
22' Roller	Notch ITA	60", 72", 84", 96"	3	125"	300"	10500lbs to 12' 6000lbs to 22'	18,500 lbs

Electrical

Voltage	12 Volts
Alternator	95 Amps
Battery	950 CCA
Power Plugs	12V (single) USB (dual)



Warning Lights

Equipped with digital screen

Audible Alarm

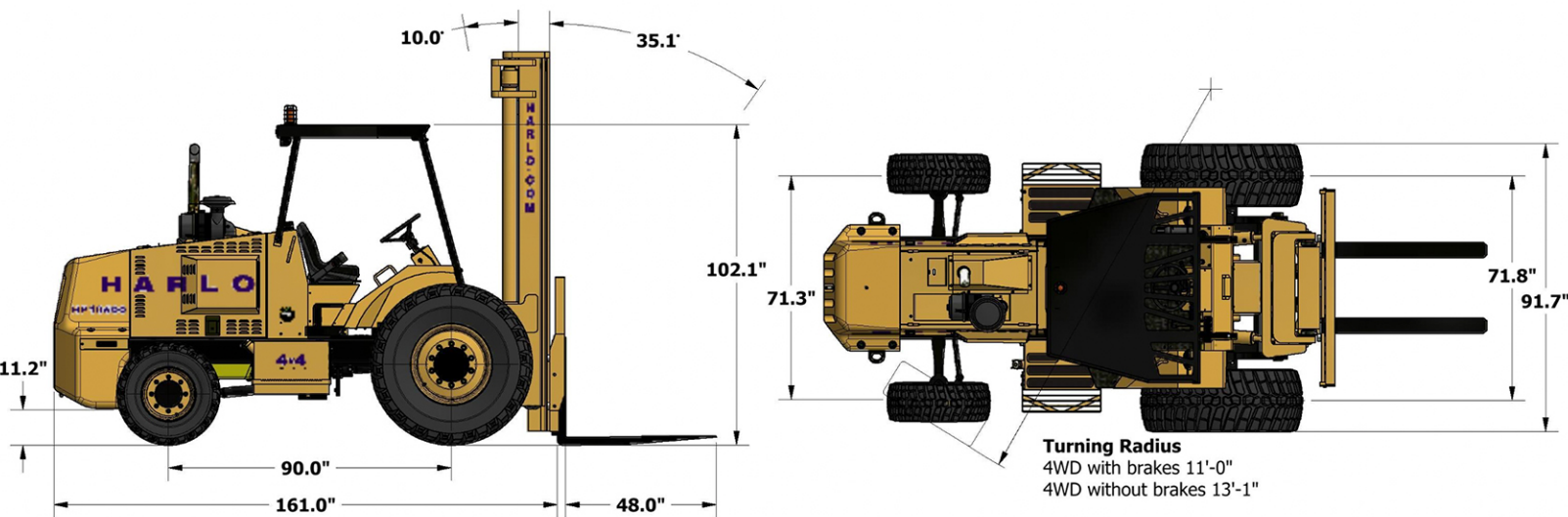
Backup Alarm - HORN

Operator Environment

Standard Safety: Adjustable Seat Cushion - Rear View Mirror - Seatbelt
FOP Overhead Guard - See-thru MAST - A.N.S.I. B56.6 Safety Compliant

Gauges

Fuel Level - Hour Meter - Voltmeter - Coolant Temperature - Tachometer - Oil Pressure



Auto Shift Technology



Bin Clamp




LED Light Guards




Engine Air PreCleaner



Accumulator



Swivel / Suspension Seat




4 Forks




Integrated Fork Positioner



Turn Signal Package



Fire Extinguisher



Enclosed Cab



Air Conditioner



Enclosed Cab Heater




Radio



Engine Block Heater



Harlo Website



Facebook



Twitter

