


ARMATUS

Updating an Email Address

Please clean up your user data in Armatus by
February 19th, 2021

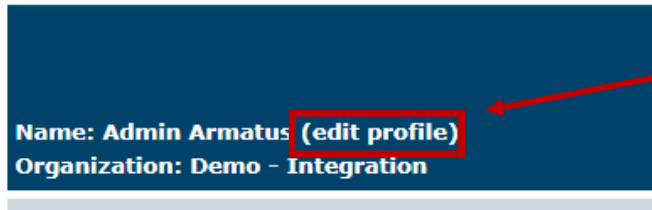


PRAESIDIUM

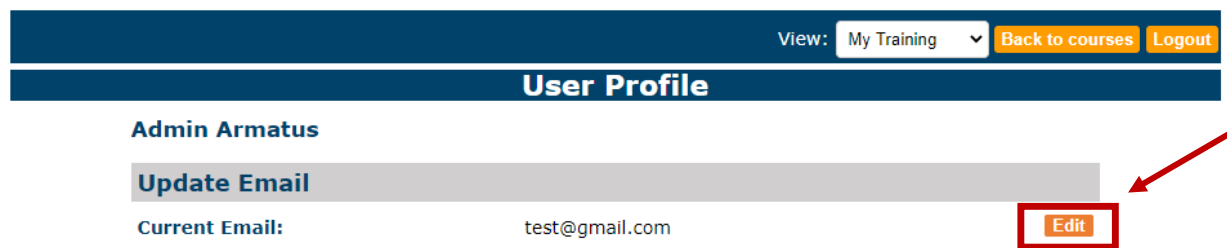


Updating an Email Address (for Learners)

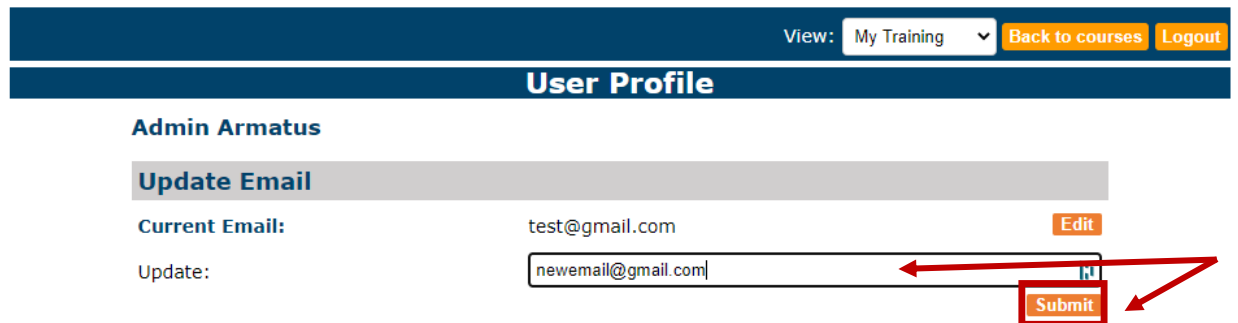
1. Log into the Armatus training platform (praesidiuminc.com/login).
2. Locate your name in the blue toolbar. Click “edit profile” next to your name.



3. In the first section titled “Update Email”, click the orange **Edit** button to update your email address.



4. Type in a new email address and click the orange **Submit** button.



5. You should see a green “Email address saved.” Message and your updated email set as your “Current Email.”

Admin Armatus

Update Email

Current Email:

newemail@gmail.com

Update:

Email address saved

Submit