

# Options book Planers

**MARTIN**

[www.martin.info](http://www.martin.info)

Alongside the basic equipment MARTIN planers have numerous, useful and also patented options, which perfect your workpiece and add value to your machine.

Easily configure your MARTIN planer comfortably to your individual wishes online on our Website **[www.martin.info](http://www.martin.info)**



|  |    |
|--|----|
| T54   Operation   Cutter blocks                                      | 8  |
| T54   Safety guards   Motor rating   Special voltage   Table systems | 10 |
| T45   Operation   Cutter blocks   Motor rating                       | 12 |
| T45   Special voltage   Feed   Material transport                    | 14 |
| T45   Machine table  | 16 |
| T45   Safety guard   Contour   Accessories                           | 18 |



## MARTIN. Made in Germany.

MARTIN machines are produced in Germany and only leave us after the strictest quality checks. We only work with high quality materials and components. All of the crucial components of MARTIN machines are produced at our in-house state-of-the-art production facilities in Ottobeuren by well trained, motivated employees. Efficient brand suppliers guarantee high flexibility, perfect adaptation and first class quality of the purchased products. This efficient interplay of internal and external know-how is the foundation for the high level of all MARTIN products.

# T54



A surface planer which  
fits your workshop perfectly.

The T54 is a surface planer that was mainly developed in order to fulfil two tasks – the perfect dressing of workpieces and the fast and reliable application of angled edges on these workpieces. Because only with perfect surface planing results can you get the perfect end result. The smooth-running fence with integrated auxiliary fence enables quick and precise working. The fence runs smoothly and without tilting on ball bearing guided courses – as precise years later as on the very first day. Even chamfers can be planed in an instant, because with the user-friendly single-handed adjustment every angle between 90° and 45° can be set quickly.



Configure your  
T54 yourself.

# T45



## Strength lies in peace.

The T45 is a planer which quickly and very quietly delivers you perfect planing results. The easy to use control precisely moves the table with four solid legs which are built into the 12 cm strong composite frames. Chip removal of up to 12 mm is therefore no problem, just like the finest planing work to under 2.8 mm residual thickness.

The T45 offers the ideal conditions for modern production. Since it delivers cleanly planed surfaces, is quick and easy to operate and has a perfect price/performance ratio.



Configure your  
T45 yourself.



Technical data

|                             | T54                    | T45                        |
|-----------------------------|------------------------|----------------------------|
| Motor power optional        | 5.5 kW<br>–            | 5.5 kW<br>7.5 kW   11.0 kW |
| Cutter block speed optional | 5,000 rpm<br>6,000 rpm | 5,000 rpm<br>6,000 rpm     |
| Cutter block optional       | TERSA Z2<br>Xplane     | TERSA Z4<br>Xplane         |
| Cutter block diameter       | 125 mm                 | 125 mm                     |
| Planing height              | –                      | 2.8 – 300 mm               |
| Planing width               | 500 mm                 | 630 mm                     |
| Chip removal                | max. 8 mm              | max. 12 mm                 |
| Control                     | none                   | Single axle control        |
| Feed optional               | –<br>–                 | 6   12 m/min<br>continuous |
| Profiling depth             | –                      | –                          |
| Extraction connection       | 160 mm                 | 160 mm                     |
| Weight                      | approx. 1,200 kg       | approx. 1,350 – 1,500 kg   |

The machines generate very little dust as per BGI 739-1 Annex 1.  
All dimensions in millimetres. Manufactured in Germany.

Dimensions and specifications subject to technical innovation and may be changed without notice.  
Illustrations may differ from the original. The binding technical features and equipment are given in the applicable price list.



## T45 Contour<sup>15</sup>

## T45 Contour<sup>25</sup>


|                                |   |   |
|--------------------------------|---|---|
| Motor power<br>optional        | 7.5 kW<br>11.0 kW                             | 7.5 kW<br>11.0 kW                             |
| Cutter block speed<br>optional | 5,000 rpm<br>6,000 rpm                        | 5,000 rpm<br>6,000 rpm                        |
| Cutter block<br>optional       | TERSA Z4<br>plus 2 grooves for profile cutter | TERSA Z4<br>plus 2 grooves for profile cutter |
| Cutter block diameter          | 125 mm  | 125 mm  |
| Planing height                 | 2.8 – 300 mm                                  | 2,8 – 300 mm                                  |
| Planing width                  | 630 mm  | 630 mm  |
| Chip removal                   | max. 12 mm                                    | max. 5 mm                                     |
| Control                        | Single axle control                           | Single axle control                           |
| Feed<br>optional               | 6   12 m/min<br>continuous                    | 6   12 m/min<br>continuous                    |
| Profiling depth                | max. 15.5 mm                                  | max. 25 mm                                    |
| Extraction connection          | 160 mm  | 160 mm  |
| Weight                         | approx. 1,350 – 1,500 kg                      | approx. 1,350 – 1,500 kg                      |

# T54 surface planer

## Operation

The control desk mounted under the infeed table with the buttons for chip thickness adjustment and spindle start already offer the highest operating comfort in the basic version. Even more comfort and clarity are offered by the optional control panel, in which the operating elements move with the surfacing fence. The depth of cut is digitally displayed in a resolution of 0.1 mm.

| User interface  | T54      |
|---|----------|
| Control desk under infeed table                           | Standard |
| Control desk combined with and moves with surfacing fence | T544     |



Control desk under infeed table



Control desk moving with fence

# Cutter blocks

The T54 can be perfectly matched to the demands placed on it with the most diverse of cutter blocks. Thanks to the serial Z2 TERSA solid steel cutter block with its form-fit blade sets all surfaces are perfectly planed – and the blade change takes place in a few seconds. TERSA reversible blades are available in four different qualities, i.e. the perfect blade for any task. On demand a TERSA Z4 cutter block can also be supplied.

A modern alternative is the optional Xplane cutter block with its three rows of spirally arranged carbide cutters. The cutter head ensures perfectly planed surfaces and the noise emission of the machine is reduced to a surprising degree. Carbide cutters last 20 times longer than normal planer knives which noticeably saves money.

As a traditional alternative we also offer the cutter block with 4 cutters.

| Cutter blocks   | T54      |
|---|----------|
| TERSA Z2 solid steel cutter blocks  | Standard |
| TERSA Z4 solid steel cutter blocks  | T541     |
| Xplane solid steel cutter blocks with 3 spirally arranged rows of cutters | T5406/3  |
| MARTIN Z4 traditional cutter block  | T543     |



TERSA



Xplane



Traditional cutter block with setting gauge

## Safety guards

The ball bearing guided surfacing fence runs softly and without twisting on hardened rails – precisely for years, just like on day one. And the serial auxiliary stop is already integrated in the surfacing fence, to guide small, narrow workpieces safely over the machine table of the T54.


The surface planer comes with a bridge guard as standard, which safely covers the cutter block. In order to facilitate handling, the guard can also be folded back in sections.

So whether you are planing or joining the modern optional SUVA bridge guard over the cutter block offers the best comfort and safety. It represents a quick and adjustable safety guard, which is valued in practice.

|  |          |
|--|----------|
|  | T54      |
| AIGNER surfacing fence with integrated auxiliary fence | Standard |
| CPS safety guard                                       | Standard |
| Suvamatic safety guard                                 | T5462    |



AIGNER



CPS



Suvamatic

# Motor rating

The standard motor rating of the T54 is 5.5 kW.

| <b>kW (hp)</b> | T54      |
|----------------|----------|
| 5.5 (7.5)      | Standard |

# Special voltages

Depending on which area of the world you are located in your MARTIN machine must be delivered with the suitable voltage supply. Please note that not all motor ratings can be delivered for all voltage varieties!

| <b>Special voltage 3 ~</b> | T54      |
|----------------------------|----------|
| 400 Volt / 50 Hz           | Standard |
| 230 Volt / 50 Hz           | T54V_230 |
| 210 – 240 Volt / 60 Hz     | T54V_220 |
| 440 – 480 Volt / 60 Hz     | T54V_440 |

# Table systems

The machine tables of the T54 are finely planed, this offers unbeatable advantages when processing wet woods. For processing longer workpieces the infeed and outfeed table can be extended by 360 mm.

| <b>Table systems</b>               | T54    |
|------------------------------------|--------|
| Infeed table extension   2,000 mm  | T545   |
| Outfeed table extension   1,580 mm | T545/1 |

# T45 planer

## Operation

The standard electronic control of the T45 makes the adjustment of the planing height so easy that the first workpiece already fits. Naturally the thicknessing table can also move or cycle upwards by 0.1 mm via a simple press of a button.



Control for thicknessing table

### User interface

Control for thicknessing table

T45

Standard

## Cutter blocks

The T45 can be perfectly coordinated with demands placed on it with the most diverse of cutter blocks.

Thanks to the serial TERSA solid steel cutter block with its form-fit blade sets all surfaces are perfectly planed – and the blade change takes place in less than a minute per blade. TERSA reversible blades are available in four different qualities, i.e. the perfect blade for any task. Additionally the standard Z4 cutter block can be operated as a Z2 cutter block by using two dummy blades.

A modern alternative is the optional Xplane cutter block with its three rows of spirally arranged carbide cutters. The cutter head delivers impressively good surfaces and thus reduces the noise emission of the machine to a surprising degree.

The lifetimes of the HM blade are about 20x higher than of HSS blades, which noticeably reduces the running costs.

As a traditional alternative we also offer a classic cutter block with four blade holding fixtures.

In order to more strongly accent the profiling for Contour machines, we offer you a cutter block for these machines, instead of two back toothed cutter holders and four TERSA grooves of four back toothed blade holders and two TERSA grooves. This makes the combination of profiles more flexible on the cutter blocks.

All T45 models can be supplied with a speed of 6,000 instead of the 5,000 standard. Where the Xplane cutter blocks are already supplied with these increased speeds as standard.

### Cutter blocks

TERSA Z4 solid steel cutter blocks

Z4 TERSA solid steel cutter blocks with 25° cutting angle for plastics

Xplane solid steel cutter blocks with 3 spirally arranged rows of cutters

MARTIN Z4 wedge bar cutter block

“Contour profiling” solid steel cutter block with 2 TERSAs as well as 4 back toothed grooves to hold planing and profiling blades.

Special 6,000 rpm rotational speed for all cutter blocks of the T45

T45

Standard

T4575

T4506/3

T4507

T4505/4

T4570





TERSA



Xplane



Traditional cutter block

## Motor rating

The standard motor rating of the T45 is 5.5 kW, the T45 Contour 7.5 kW both machines can be delivered with outputs of up to 11 kW.

| kW (hp)                    |  | T45      |
|----------------------------|--|----------|
| 5.5 (7.5)                  |  | Standard |
| 7.5 (10)                   |  | T4501    |
| 11 (15)                    |  | T4502    |
| 5.5 (7.5), for T45 Contour |  | Standard |
| 11 (15), for T45 Contour   |  | T4505    |

# Special voltages

Depending on which area of the world you are located in your MARTIN machine must be delivered with the suitable voltage supply. Please note that not all motor ratings can be delivered for all voltage varieties!

| Special voltage 3 ~    | T45      |
|------------------------|----------|
| 400 Volt / 50 Hz       | Standard |
| 230 Volt / 50 Hz       | T45V_230 |
| 210 – 240 Volt / 60 Hz | T45V_220 |
| 440 – 480 Volt / 60 Hz | T45V_440 |

# Feed

The feed speed can be switched in two stages, 6 and 12m/min. Optionally you can also select the continuously regulating variants, there the control range lies between 1 and 25 m/min depending on edition.

| Feed  | T45      |
|---|----------|
| Switchable feed 6   12 m/min                    | Standard |
| Continuously adjustable feed speed 5 – 25 m/min | T4510    |
| Continuously adjustable feed speed 2 – 12 m/min | T4511    |
| Continuously adjustable feed speed 1 – 6 m/min  | T4512    |



Standard feed rates (6 | 12 m/min)



Infinitely variable feed rate 5 – 25 m/min

# Material transport

All T45 machines are equipped with a rubber infeed and outfeed roller as standard. On request we can equip the machine with a spirally toothed feed roller or a spirally toothed steel jointed infeed roller. Both versions have the advantage of being free of wear, the steel jointed feed roller also evens out material thickness differences of up to 2 mm.


On the outfeed side you can choose a steel outfeed roller instead of a rubber roller. This is highly wear-free but keeps an optimum of traction.

The traction can be improved with a second steel or rubber outfeed roller. In addition also then very short workpieces can be fully moved out of the machine.


For planing of especially thin workpieces we also offer the option of a "Minimum planing height 1.5 mm". So the machine has been modified to secure processing workpieces up to 1.5 mm residual thickness. The option can only be supplied with vacuum table and continuous feed.

Also for planing thinner workpieces we offer a special pressure device. Equipped with this option the machine comes with narrower set transport and pressure bars. By reducing the pressure bar spacing and the maximum depth of cut to 5 mm, the visible knife marks are significantly reduced, especially when thin workpieces are planed. This option is also part of the "Minimum planing height 1.5 mm" option.

|   | T45     |
|---|---------|
| Sectional in-feed steel-roller          | T4515   |
| In-feed steel roller, helically grooved | T4516   |
| Out-feed steel roller, plain roll       | T4517   |
| 2nd out-feed rubber roller              | T4518   |
| 2nd out-feed steel roller               | T4519   |
| Minimum planing height 1.5 mm           | T4580   |
| Special pressure device                 | T4580/1 |



Sectional in-feed steel roller



2nd out-feed rubber roller

## Machine table and extensions

The thicknessing table of the T45 is finely planed, this offers unbeatable advantages when processing wet woods. For processing larger cross section the thicknessing table can be equipped with adjustable table rollers. The automatic lubrication is on the table front and moistens the incoming material at the bottom with lubricant. The option can quickly and easily be turned on and off.

In order to support outgoing and incoming workpieces the machines can be equipped with table extensions of 450 and 1,200 mm length. The short variant can be mounted on the incoming and outgoing side and can be folded up to save space. The planing height can still be made full use of.

If you are processing very sensitive workpieces, it can be advantageous to decide on a table with a planar ground surface. This offers benefits especially in plastic processing.

It you set the machine to process thinner and thinnest workpieces, there is a vacuum table. Along with its ground surface it offers two vacuum chambers, which hold the workpiece on the table directly under the cutter block. So with special options residual material thicknesses of 1.5 mm can be achieved. You can also find the suitable vacuum fan in this options book.

We recommend the “Brake motor for thicknessing table drive” for anyone, who puts large pressures on the machine table during planing. This is usually the case for plastic processing. Additionally this option increases the positioning accuracy to 0.05 mm.

### Machine table

|   | T45      |
|---|----------|
| Thicknessing table finely planed                          | Standard |
| Machine table additionally equipped with table rollers    | T4520    |
| Automatic lubrication of machine table                    | T4530    |
| Foldable thicknessing table extension 450 mm              | T4521    |
| Foldable thicknessing table extension 450 mm, infeed side | T4521/1  |
| Thicknessing table extension 1,200 mm                     | T4522    |
| Thicknessing table with planar ground surface             | T4551    |
| Vacuum table with ground surface and two vacuum chambers  | T4552    |
| Brake motor for thicknessing table drive                  | T4585    |






Machine table with table rollers



Automatic lubrication system



Vacuum table



Foldable table extension 450 mm



Table extension 1.200 mm

## Safety guard

In order to avoid accidents happening with the combined installation of the T45 with the T54, the protective guard prevents access in front of the joint fence of the workpiece which is discharged from the T45.

### Safety guard

Protective guard for T45

T45

T4525



Safety guard



Safety guard

## Special equipment for T45 Contour<sup>15</sup> and Contour<sup>25</sup>

For special profiling tasks the standard outfeed pressure bar can be switched for a special version. This enables the adaptation of virtually any profile shape. The second guide feather board doubles the range of application,, as you can allocate it to the left and right of the machine table.


Special pressure unit for profiling work

Second feather board for profiling work


T45

T4540

T4541



Special pressure unit for profiling work



Second Second feather board for profiling work

## Assorted accessories

If plastics should be planed, we recommend to order the machine in anti-static configuration. So the adhesion of statically charged plastics will be prevented.

The vacuum fan is the perfect complement to the vacuum table. It is frequency-controlled and so can be adapted perfectly to the corresponding task. Through the two ball valves each of the two vacuum chambers of the table can separately have vacuum applied.

|  | T45   |
|--|-------|
| Anti-static configuration                  | T4550 |
| Frequency-controlled vacuum fan            | T4560 |
| Central lubrication via oil pump           | T4531 |
| Foot switch for automated planing sequence | T4535 |



Anti-static configuration



Frequency-controlled vacuum fan



Central lubrication via oil pump



Foot switch for automatic planing sequence

**Visit us at:**

Website



Facebook



YouTube



Brochure



Contact us at:

+49 (0) 8332 911 - 0

[sales@martin.info](mailto:sales@martin.info)

**MARTIN**

[www.martin.info](http://www.martin.info)