

Welcome to Senior Year

College & Career Resource Center



- Located in Student Services
- **E-mail:** Keisha.Mulfort@ocps.net
- **Appointments:**
<https://keishamulfort.youcanbook.me>
- **Phone:** Ext. 6064308

“Welcome to the Nest!”



Follow us on
Instagram


@edgewater.ccrcc

Dr. Keisha Mulfort, College & Career Specialist

SUMMER 2020



- Complete at least 25 Counselor-Approved Community Service Hours
 - Obtain counselor approval prior to starting (required for credit)
- Create your College List
 - [College Search](#)
 - [Virtual Visits](#)
- Create your [Common App](#) Account
- Get Started on College Essay Prompts
- Spend Time on the [Occupational Outlook Handbook](#)
- Set up a [Raise.Me](#) Account
- Set up an Organizer/Planner (Set Accomplishable Summer/Fall Goals)
- Gather the [Documents](#) Needed to Complete the [FAFSA](#)
- Memorize your Social Security Number
- Create your [Self-Reported Student Account Record](#)



ONGOING 2020-2021



- Keep up with tests/assignments
- Notify Dr. Rob and your counselor of any acceptances and/or scholarship awards
- Touch base with your counselor during your lunch at least once a month--be sure to schedule an appointment if lunch doesn't work for you
- Visit the College and Career Center at least every two weeks for updates on scholarships/college visits
- Find an outlet: sports, club, hobby -- identify something that makes you feel good
- Be kind -- to your parents, teachers, and counselors. We are all here to help you.
- Check your school e-mail at least twice per week for important updates



AUGUST 2020




- Give your counselor your community service record
- Set up a routine for academic success
- Get started on your college applications
- Look into Military Options/Career Paths
- Take advantage of programs offered by Guidance or supporting community organizations



SEPTEMBER 2020



- Complete Senior Year “College-Work Bound” Information Packet
- Continue working on College Essays and Applications
- Ask teachers for letters of recommendation for scholarships and colleges that require letters
- Attend Financial Aid Night



OCTOBER 2020



- School-wide SAT 10/14/2020
 - Bring an [Approved Calculator](#)
- Finish College Applications
- Send Formal Letters to Teachers Concerning Letters of Recommendation
- Attend FAFSA Help Night and Complete the [FAFSA](#)
- If Applying to Private Schools (and you should!) complete the [CSS Profile](#)



NOVEMBER 2020




- Finish Top 20 Applications (if applying)
 - These applications **must** be started on no later than September 1st!
- Complete the [Bright Futures Application](#) (officially known as the Florida Financial Aid Application)
- Meet with your Counselor and Review your Progress



DECEMBER 2020



- Breathe...
- If you missed any prior steps, go back and complete them.
- Look ahead and see if there are any scholarship applications you can complete that will be due in the Spring
- Enjoy Winter Break!



JANUARY 2021



Woo hooo!!!! We made it!!!!

- Breathe...
- Set your goals for the year
- Complete scholarship applications
- Monitor college application accounts
- Revisit the [SSAR](#)--update with your semester one grades



FEBRUARY-APRIL 2021



- Continue to Apply for Scholarships
- Notify Dr. Rob and your Counselor of any acceptances and/or scholarship awards
- Review 1st Semester Transcript
- If Possible, Visit Schools (or set up Virtual Visits) to Schools When Accepted
- Review your Financial Aid Package with your Counselor



MAY 2021



- Prepare for AP Exams
- Notify Dr. Rob and Counselor of any Acceptances and/or Scholarship Awards
- **DECISION DAY!** Inform Schools by May 1st!
- Complete Final Transcript Request Form



SUMMER 2021



- Regularly Check Your Email (Lookout For College Updates)
- Attend Your College Orientation
- Ensure All Necessary Documentation Has Been Received by Your Postsecondary Institution (Final Transcript, Residency Information, etc.)
- Good Luck In College!!!

