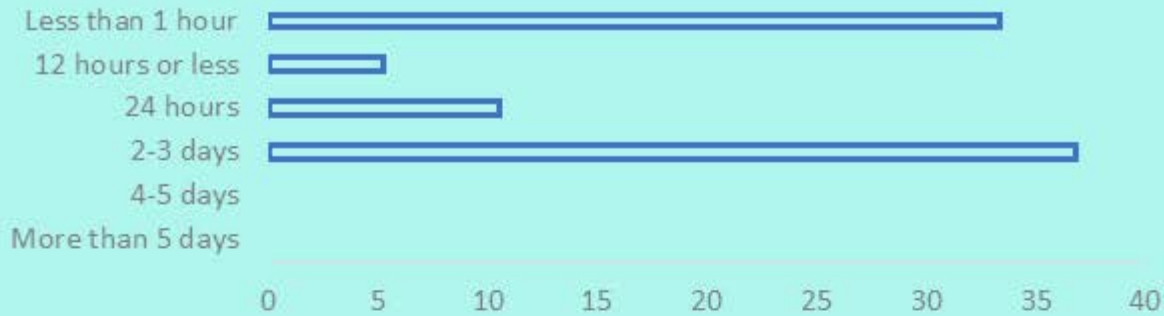


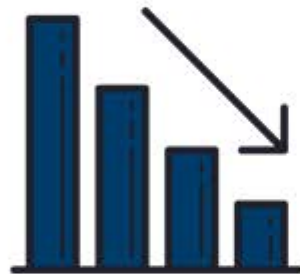
Health Centers Test Result Turnaround Time

% of health centers that experienced the following turnaround times for their patients' results



COVID-19 Results in Challenges to Health Center Operations, Staffing, and Budgets. As of the week of March 22, 2021:

Health center weekly visits are down by about **20.3%** ²



15.0% of visits occurred virtually.

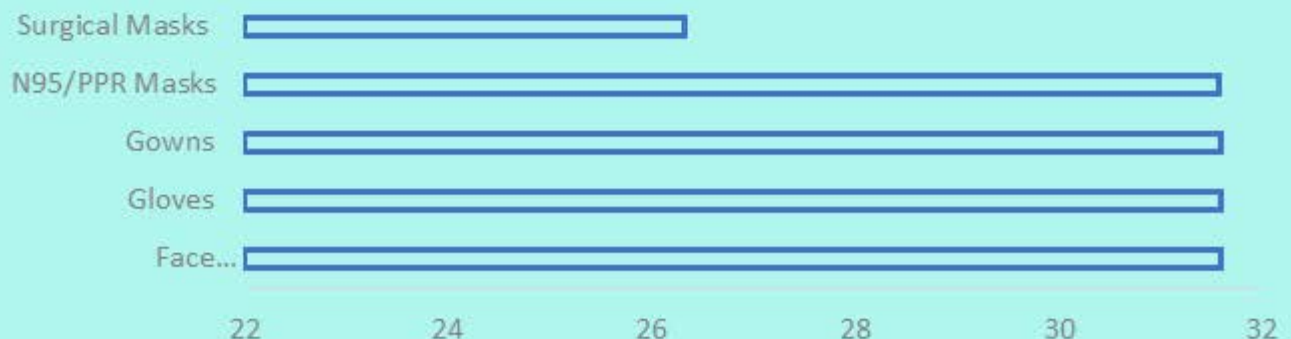


1 health center sites temporarily closed due to COVID-19.

2.1% of health center staff are unable to report to work due to COVID-19. ³

Health Centers Access to Personal Protective Equipment

% of health centers that do not have adequate Personal Protective Equipment (PPE) for the next month



Source and Notes: Data presented in this fact sheet come from the Bureau of Primary Health Care, Health Resources and Services Administration, Health Center COVID-19 Survey collected on **March 26, 2021**. **19 (66%)** of federally-funded health centers responded. Survey data are preliminary and do not reflect all health centers. Some duplication of patients tested from week to week may occur. For more information, please visit <https://bphc.hrsa.gov/emergency-response/coronavirus-healthcenter-data>.

1. Total reported refers to the number of respondents since the survey period starting on April 3, 2020.

2. 79.74% of average of weekly visits pre-COVID-19.

3. Due to staff exposure, school closure, site/service closure, and other reasons.

CONTACT Libby Thurman at libby.Thurman@tnpca.org FOR MORE INFORMATION