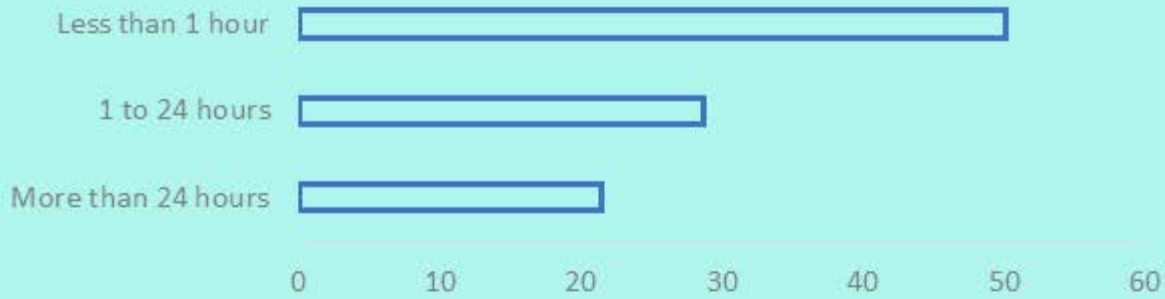


Health Centers Test Result Turnaround Time

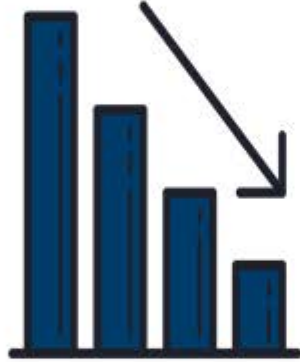
% of health centers that experienced the following turnaround times for their patients' results



COVID-19 Results in Challenges to Health Center Operations, Staffing, and Budgets as of the week of June 28, 2021:



Health center weekly visits are down by about **16.8%**²

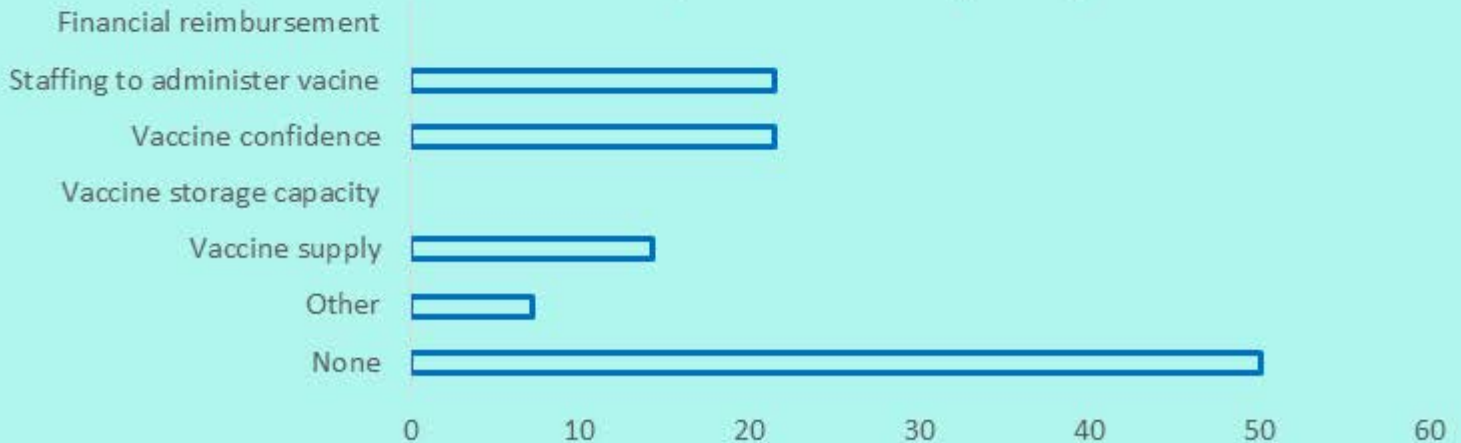


1 health center site temporarily closed due to COVID-19.

100% of health centers have an adequate supply of Personal Protective Equipment for the next week.

Challenges in Deploying the COVID-19 Vaccine

% of health centers that experienced the following challenges



Source and Notes: Data presented in this fact sheet come from the Bureau of Primary Health Care, Health Resources and Services Administration, Health Center COVID-19 Survey collected on July 2, 2021. **14 (48%)** of federally-funded health centers responded. Survey data are preliminary and do not reflect all health centers. Some duplication of patients tested from week to week may occur. For more information, please visit <https://bphc.hrsa.gov/emergency-response/coronavirus-healthcenter-data>.

1. Total reported refers to the number of respondents since the survey period starting on April 3, 2020, through June 28. Correction: On 6.18.21, this number was incorrectly reported as 35,518.

2. Total reported refers to the number of respondents since the survey period starting on April 3, 2020, through June 28, 2021.

3. 89.21% of average of weekly visits pre-COVID-19.

CONTACT Libby Thurman at libby.Thurman@tnpca.org FOR MORE INFORMATION