



# INTRO TO THE PITCH COUNT APP

# TABLE OF CONTENTS

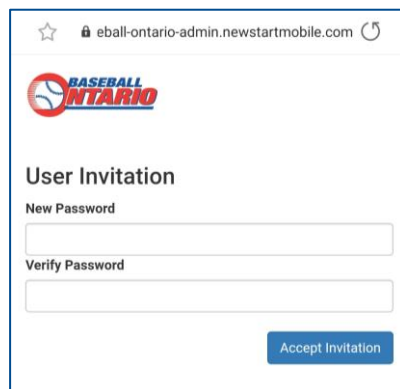
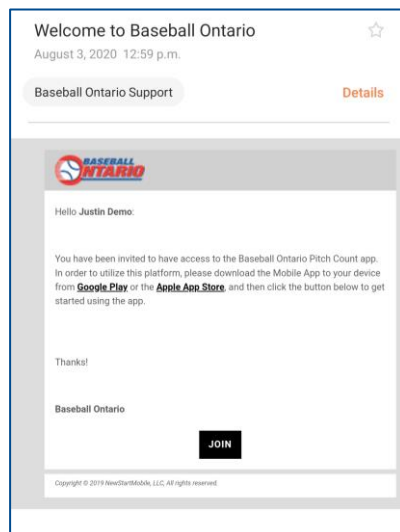


Register Your Account	Page 3
Signing Into the App	Page 4
Main Screen	Page 5
Adding Games	Page 6
Adding an Alternate Player (AP)	Page 7
Adding Pitch Counts	Page 9
Live Pitch Counts	Page 10
Post-Game Pitch Counts	Page 11
Accepting Pitch Counts	Page 12
Viewing Roster	Page 13
Viewing Stats	Page 14



# INTRO TO THE PITCH COUNT APP

## REGISTER YOUR ACCOUNT



- Submitting your roster to Baseball Ontario will trigger your account creation in the Pitch Count app.
- Once your roster is submitted, it may take up to 2 business days to receive your invitation to the app.
- Only the Head Coach will receive an invitation.
- **IMPORTANT:** You must download the app from Google Play or Apple App Store before moving forward with the registration process.
- You will receive a Welcome email from Baseball Ontario Support: [donotreply@newstartmobile.com](mailto:donotreply@newstartmobile.com)
- From the device that has the Pitch Count app installed, click **JOIN** to create your Pitch Count app password on the User Invitation page.



# INTRO TO THE PITCH COUNT APP

## SIGNING INTO THE APP

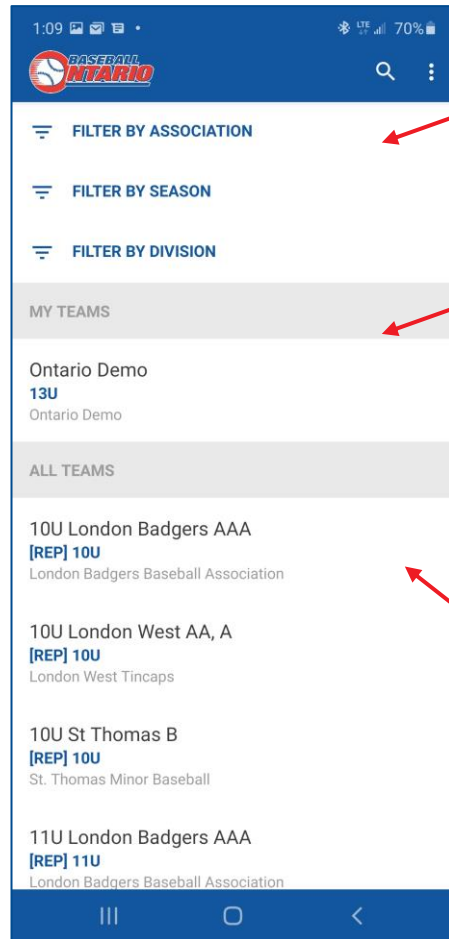
A screenshot of the Pitch Count app's login interface. At the top, the status bar shows the time as 1:08, signal strength, and 70% battery. The app's logo is at the top of the screen, followed by the text 'Sign in to continue'. Below this are two input fields: 'Email Address' and 'Password'. A blue 'SIGN IN' button is positioned below the password field. A link for 'Forgot Password' is located below the sign-in button. At the bottom of the form is a grey button labeled 'ENTER AS GUEST'. The bottom of the screen shows the standard Android navigation bar with three icons: a square, a circle, and a triangle.

- Open the Pitch Count app on your device.
- Sign in using the Head Coach Email Address and Password previously created.
- Tap **SIGN IN**
- **Note:** **ENTER AS GUEST** will not permit you to create games, add, change, or approve pitch counts.
- Once you've successfully logged in, the app will remember your login information.



# INTRO TO THE PITCH COUNT APP

## THE MAIN SCREEN



Filter teams by Association, Season or Division to see other teams' games and pitch counts.

Any teams that you are the rostered Head Coach of will appear under the **MY TEAMS** header. Tap on a team to:

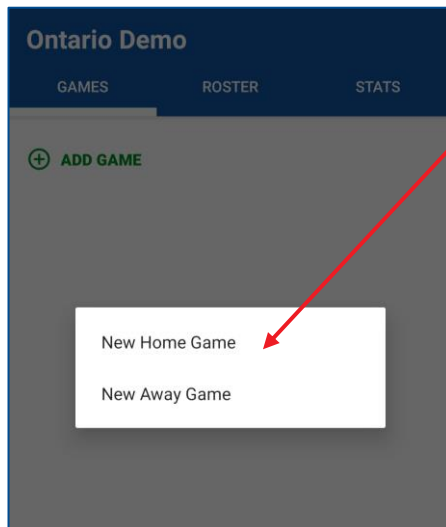
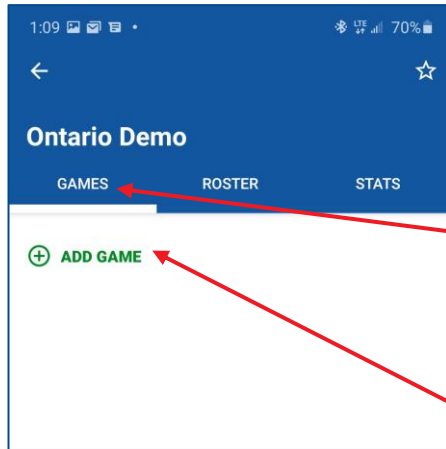
- Add games
- Add pitch counts
- View your roster
- View the stats for your team

All Teams are listed below the **ALL TEAMS** header. Tap on a team to view their stats.

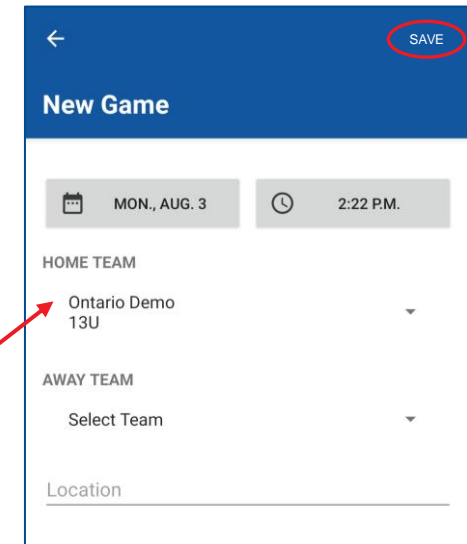


# INTRO TO THE PITCH COUNT APP

## ADDING A GAME



- On the Main Screen, tap the team you wish to add a game for.
- Under the Team Name, three tabs will appear, ensure GAMES is selected.
- Tap **+ ADD GAME**
- Select Home or Away.
- Enter the required game information
  - If you're only counting for your team, do not select an opponent.
- Tap Save.

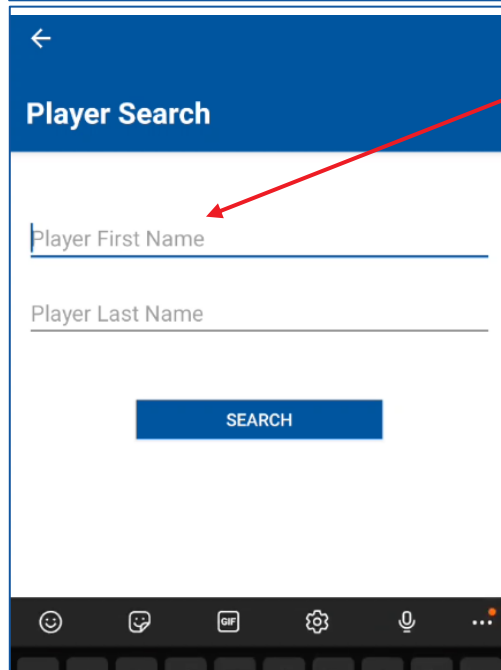
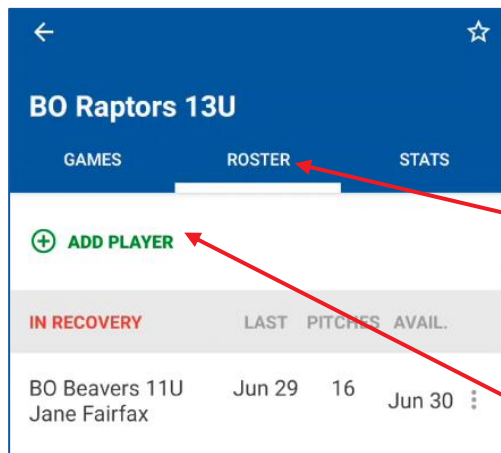






# INTRO TO THE PITCH COUNT APP

## ADDING A PLAYER



- On the Main Screen, tap the team you wish to add a game for.

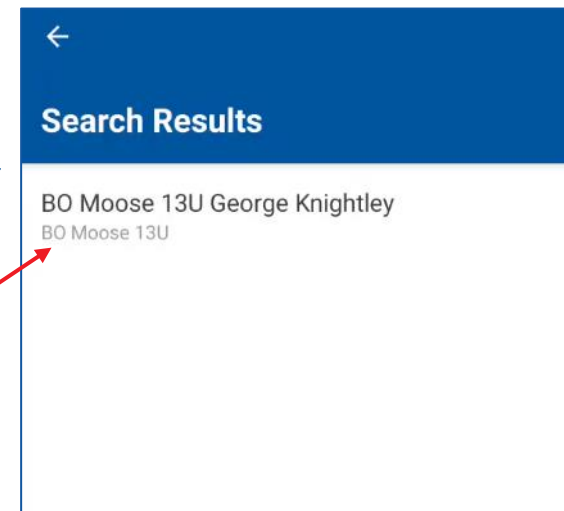
- Under the Team Name, three tabs will appear, ensure ROSTER is selected.

- Tap **⊕ ADD PLAYER**

- Type the player's name in the Player Search box. Be sure spelling is 100% accurate.

- Tap Search.

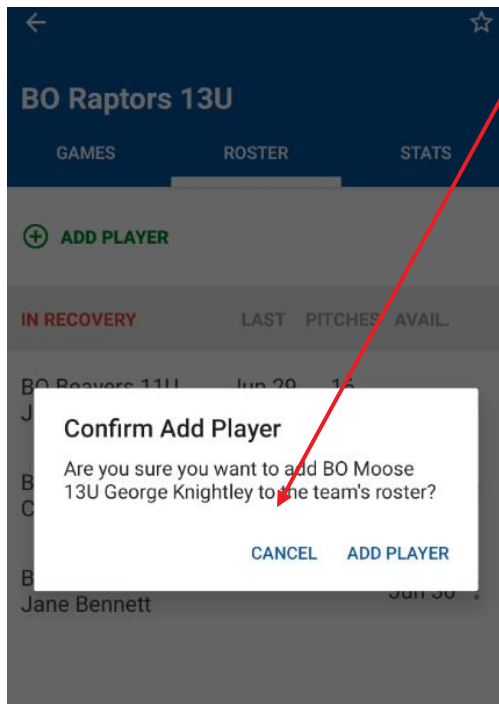
- A list of players that match the search criteria will appear, tap the name of player that you wish to add to your team. You will have to know which team you are calling them up from.



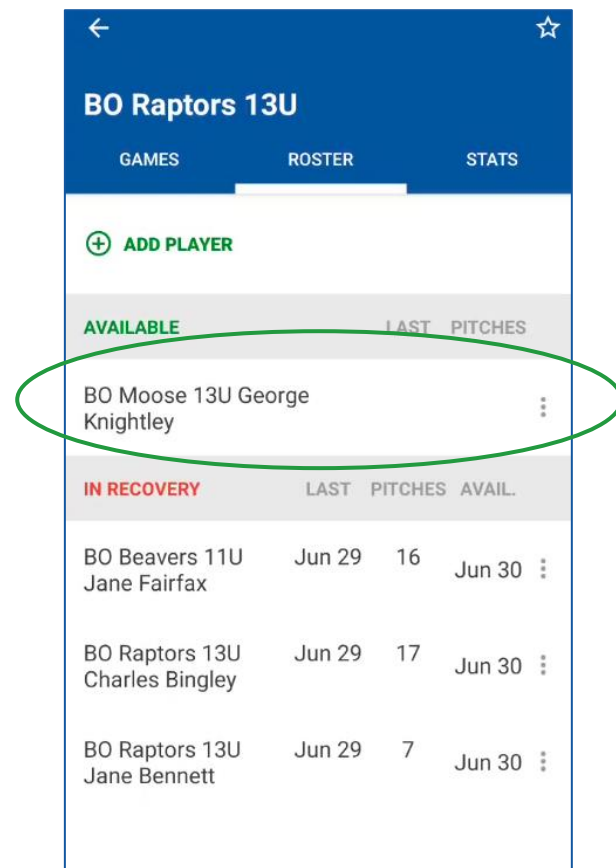


# INTRO TO THE PITCH COUNT APP

## ADDING A PLAYER



- Tap Add Player on the Confirm Add Player confirmation screen.
- The player is now available to be selected for any future games in the system.

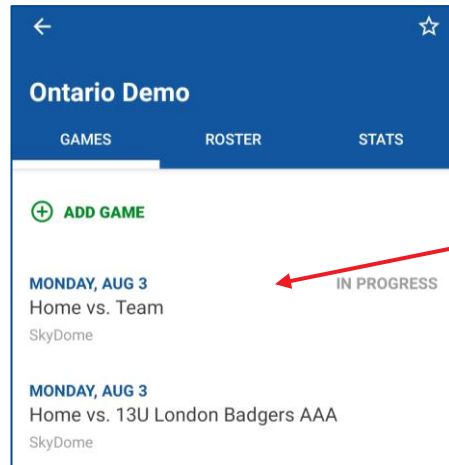






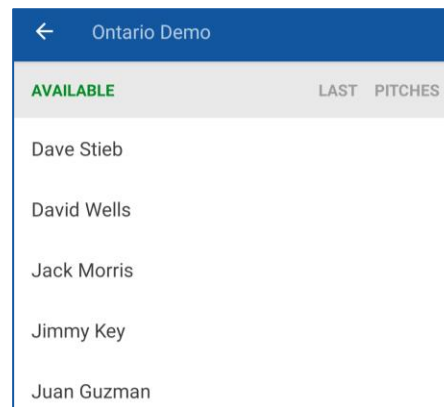
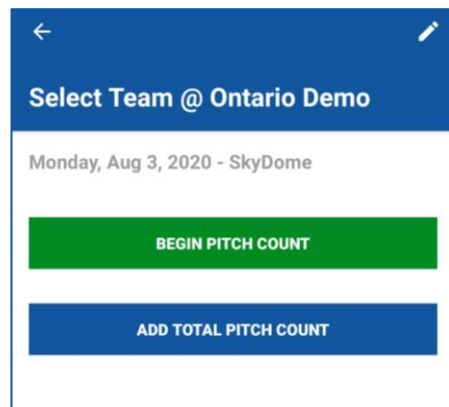
# INTRO TO THE PITCH COUNT APP

## ADDING PITCH COUNTS – LIVE GAME



- From the main screen, tap the team you wish you add pitch counts to under MY TEAMS.
- On the Games tab, tap the game you wish to add pitch counts to.

- Tap **BEGIN PITCH COUNT**



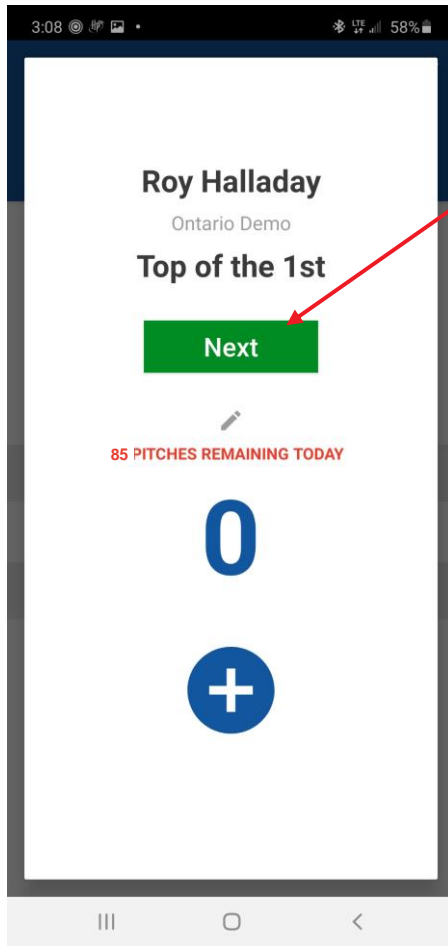
- Select the pitcher you wish to add pitch counts for.
- Note the last date that the pitcher appeared and the number of pitches last thrown are displayed.
- Unavailable pitchers will display in red.



**IMPORTANT:** When you have finished updating pitch counts for all pitchers, tap **END GAME AND REQUEST APPROVAL**

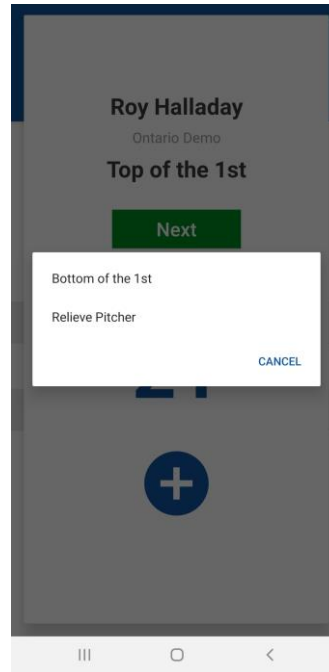


# INTRO TO THE PITCH COUNT APP

## ADDING PITCH COUNTS – LIVE GAME



- Tap the blue plus sign  to add a pitch to the count for every pitch thrown during the inning.
- Tap  when either:
  - The pitcher is removed from the mound, and select **Relieve Pitcher**, or
  - The inning ends, select **Bottom of the 1<sup>st</sup>** (or subsequent inning) to select the Away pitcher and capture their pitches.

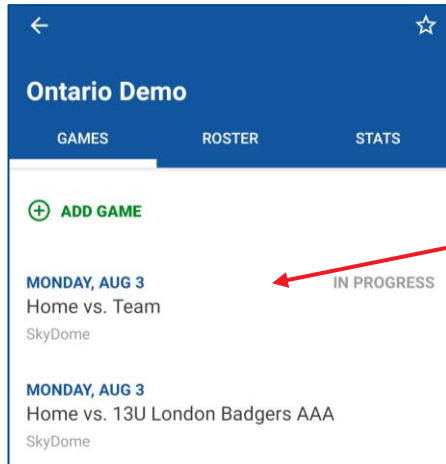


**IMPORTANT:** When the game is over and you have entered all counts, tap 

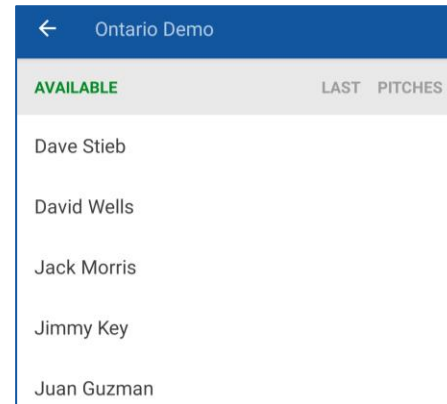
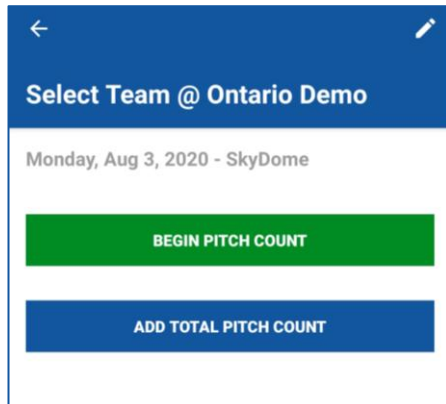


# INTRO TO THE PITCH COUNT APP

## ADDING PITCH COUNTS – POST-GAME



- From the main screen, tap the team you wish you add pitch counts to under MY TEAMS.
- On the Games tab, tap the game you wish to add pitch counts to.



- Tap **ADD TOTAL PITCH COUNT**
- Select the pitcher you wish to add pitch counts for.
- Manually enter the total number of pitches thrown.
- Tap Update.
- Continue adding pitch counts for all pitchers.

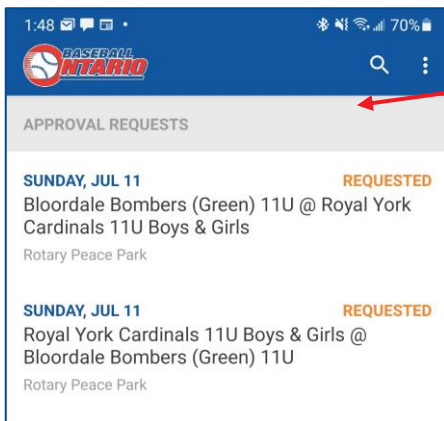
**IMPORTANT:** The Home Team is responsible for adding pitch counts for both teams. This can be done by using “add total pitch count” function. When you have finished updating pitch counts for all pitchers, tap

**END GAME AND REQUEST APPROVAL**




# INTRO TO THE PITCH COUNT APP

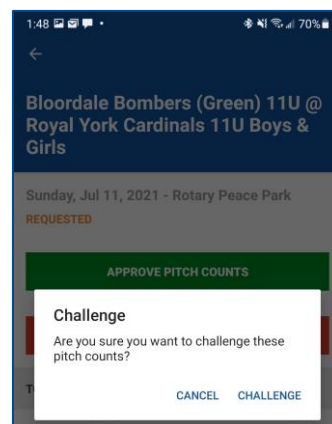
## Accepting Pitch Counts



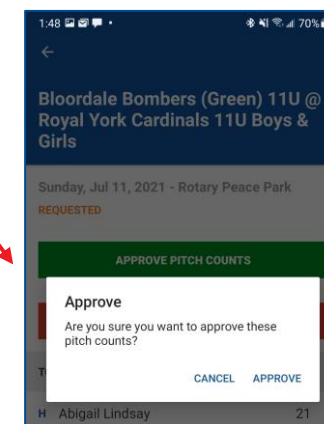
- Once the Home Team adds the pitch counts and submits, the Head Coach of the Visiting Team can accept or challenge the counts added. Approval requests display on the home screen, or you can click "my games".



APPROVE PITCH COUNTS	
CHALLENGE PITCH COUNTS	
TOTAL	PITCHES
H Abigail Lindsay	21
H Alexander Holmes	23
H Jack Blentic	18
H Theodore Fraser	23



You can tap to Approve if the counts are correct, or Challenge if the counts or other information is incorrect.



- If the counts are challenged, the home team will be able to make changes and resubmit.



# INTRO TO THE PITCH COUNT APP

## VIEWING ROSTER

The screenshot shows the app interface for the 'Ontario Demo' team. At the top, there are three tabs: 'GAMES', 'ROSTER', and 'STATS'. The 'ROSTER' tab is selected, and a red arrow points to it. Below the tabs, there is a table of pitchers. The first column is labeled 'AVAILABLE' in green. The second column is labeled 'LAST' and the third is labeled 'PITCHES'. The pitchers listed are Dave Stieb, David Wells, Jack Morris, Jimmy Key, Juan Guzman, Pat Hentgen, Roger Clemens, Roy Halladay, Todd Stottlemyre, and Tom Henke. The pitchers Dave Stieb, David Wells, and Roy Halladay are listed in black text, while the others are in red text.

AVAILABLE	LAST	PITCHES
Dave Stieb	Aug 3	12
David Wells	Aug 3	36
Jack Morris		
Jimmy Key		
Juan Guzman	Aug 3	26
Pat Hentgen	Aug 3	26
Roger Clemens	Aug 3	75
Roy Halladay	Aug 3	54
Todd Stottlemyre		
Tom Henke		

- On the Main Screen, tap the team you wish to view.
- Under the Team Name, three tabs will appear, select roster to view all available pitchers.
- Pitchers who are available today and have pitches remaining will appear in black.
- Pitchers who are not available will appear in red.



# INTRO TO THE PITCH COUNT APP

## VIEWING STATS

The screenshot shows the 'Stats' screen for the 'Ontario Demo' team. At the top, there are three tabs: 'GAMES', 'ROSTER', and 'STATS'. The 'STATS' tab is selected, indicated by a red arrow. Below the tabs, there are two sections: 'TODAY' and '4 DAYS'. Each section has a table with columns for 'GAMES', 'INNINGS', and 'PITCHES'. The 'TODAY' section lists six pitchers: Dave Stieb, David Wells, Juan Guzman, Pat Hentgen, Roger Clemens, and Roy Halladay. The '4 DAYS' section lists three pitchers: Dave Stieb, David Wells, and Juan Guzman.

Ontario Demo			
	GAMES	INNINGS	PITCHES
<b>TODAY</b>			
Dave Stieb	1	1	12
David Wells	1	1	36
Juan Guzman	1	1	26
Pat Hentgen	1	1	26
Roger Clemens	2	1	75
Roy Halladay	1	1	54
<b>4 DAYS</b>			
Dave Stieb	1	1	12
David Wells	1	1	36
Juan Guzman	1	1	26

- On the Main Screen, tap the team you wish view.
- Under the Team Name, three tabs will appear, select STATS to view all pitchers' stats.
- Available Stats:
  - Pitches thrown today
  - Pitches thrown in the last 4 days
  - Pitches thrown in the last 7 days
  - Pitches thrown in the last month
  - Pitches thrown this season to date



The background is a dark blue field with a pattern of lighter blue chevron arrows pointing towards the center. A large, semi-transparent circular graphic, resembling a baseball with its characteristic stitching, is positioned on the right side of the image. The text '»» PITCH COUNT' is centered horizontally and overlaid on the background. The text is white with a slight drop shadow, giving it a three-dimensional appearance. The 'PITCH' and 'COUNT' are in a bold, italicized, sans-serif font, while the '»»' symbols are also in a bold, italicized font.

# »» PITCH COUNT