St. David's Episcopal Church – January 2026 Treasurer's Report
Prepared February 10, 2026, by David Niles, Treasurer

HIGHLIGHTS

In general, because Shea creates the detailed monthly budget right after the congregation approves the financial plan when January results are mostly known, January income and expenses are very close to plan.

- Income was $1,200 higher than plan
    - Mostly driven by slightly higher than planned pledges

- Expenses were $300 less than plan
    - Higher than planned buildings and grounds and music expense was more than offset by lower than planned admin and clergy expenses

- **January net income was $1,500 higher than plan**

2026 Full Year – Income vs Plan

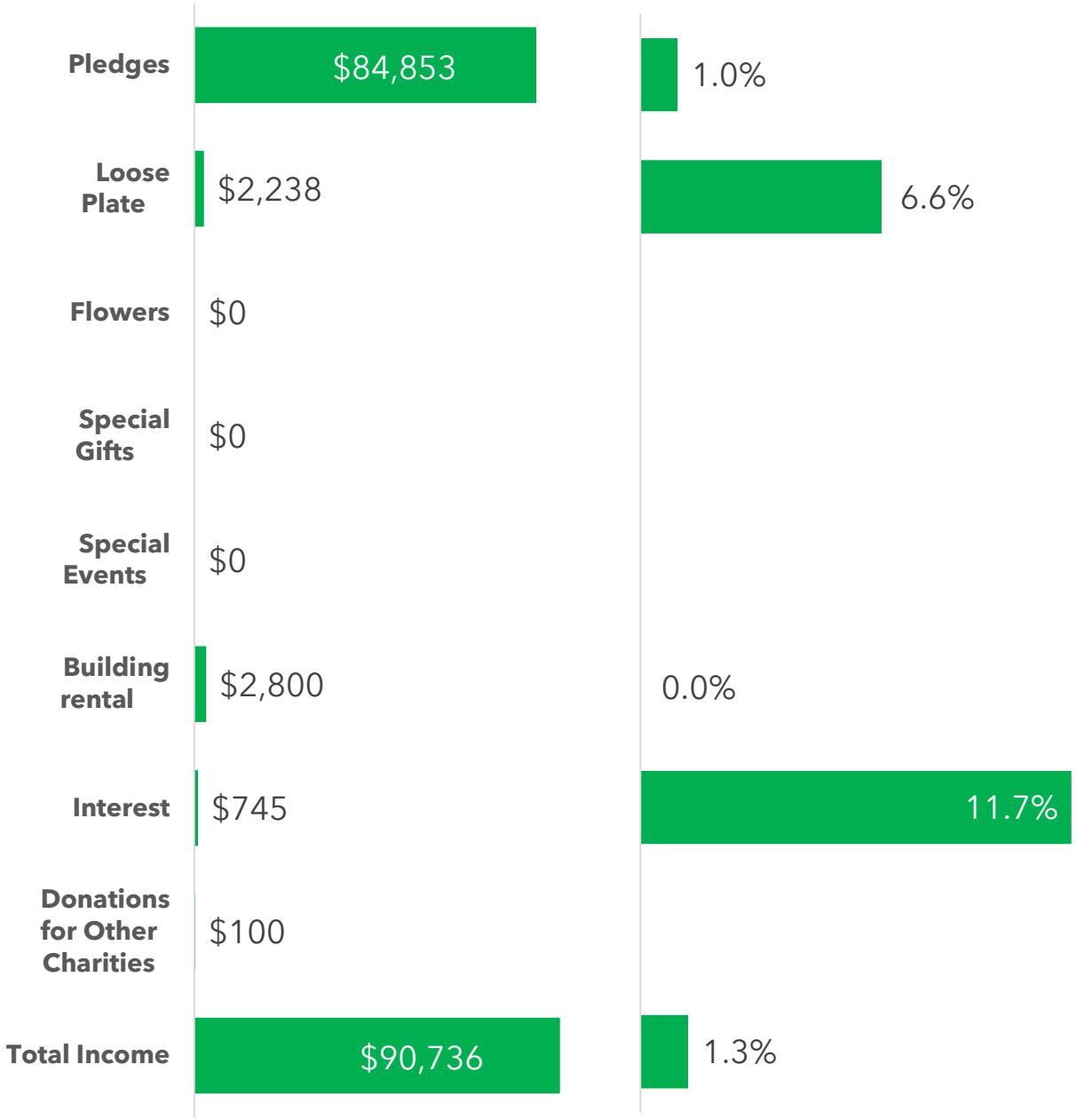

2026 Full Year – Expenses vs Plan

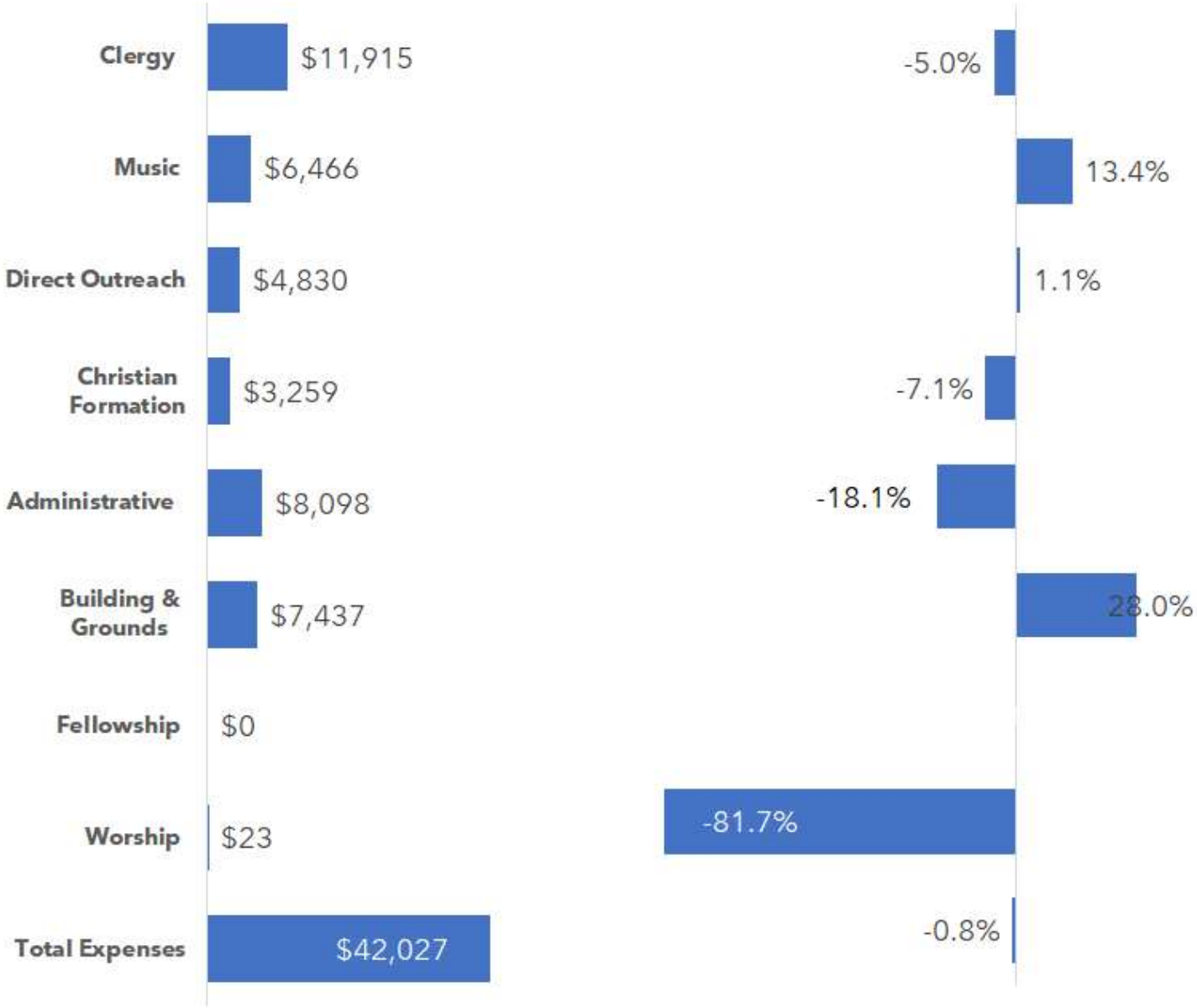

STATEMENT OF FINANCIAL POSITION

Cash Position Summary

Description	Amount
General Operating Funds	$25,805
High Yield Savings	150,015
Subtotal - Unrestricted	**175,820**
Rector's Discretionary Fund	784
Memorial Funds	30,820
Restricted Funds Checking	79,016
Capital Campaign Seed Money	20,500
Subtotal - Restricted	**131,120**
Total Cash Position	**$306,940**

Liability Summary

Description	Amount
Accounts Payable	$2,501
Accrued Payroll	125
MN W/H Payable	32
Pension - Employee Vol. Contribution	717
Pension - Employer Lay Pension Pay	743
Total Liabilities	**$4,119**

2025 to 2026 Comparison through January- Income

2026 income is approximately $32,000 less than 2025 for two main reasons:

- Prepaid pledges were significantly higher than normal at the end of 2024 heading into 2025 and returned to more normal levels at the end of 2025 heading into 2026
- The special gift of $10,000 that occurred in 2025 will not occur in 2026 – this was reflected in the 2026 financial plan

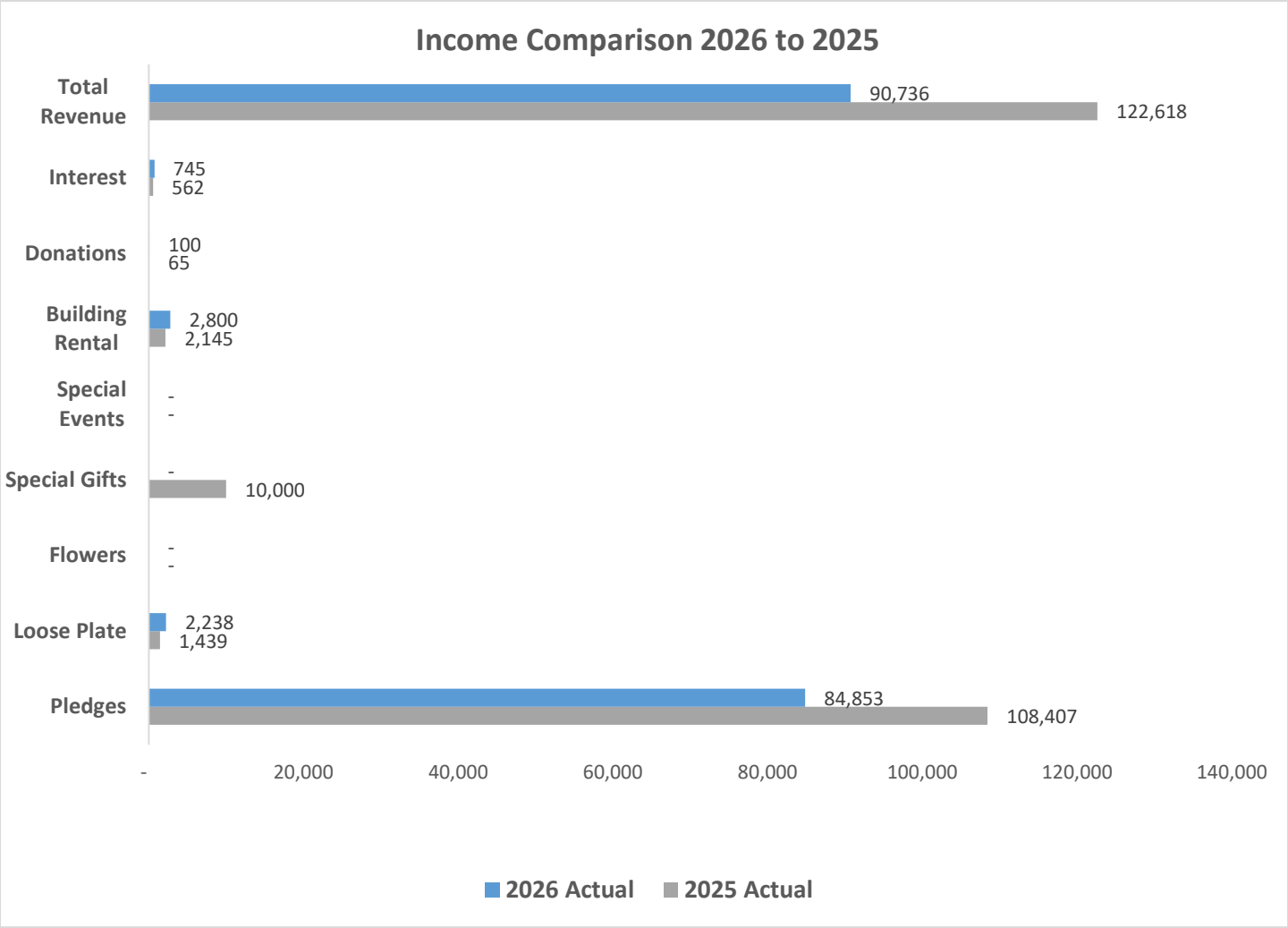

2025 TO 2026 COMPARISON THROUGH JANUARY – EXPENSES

2026 expenses are approximately $5,500 higher than 2025, mostly related to higher admin expenses, as Julia did not begin working until late March 2025, and unpaid office volunteers were working until then.

Clergy expenses were higher in 2025 compared to 2026 because of payment of a portion of the Wales pilgrimage costs.

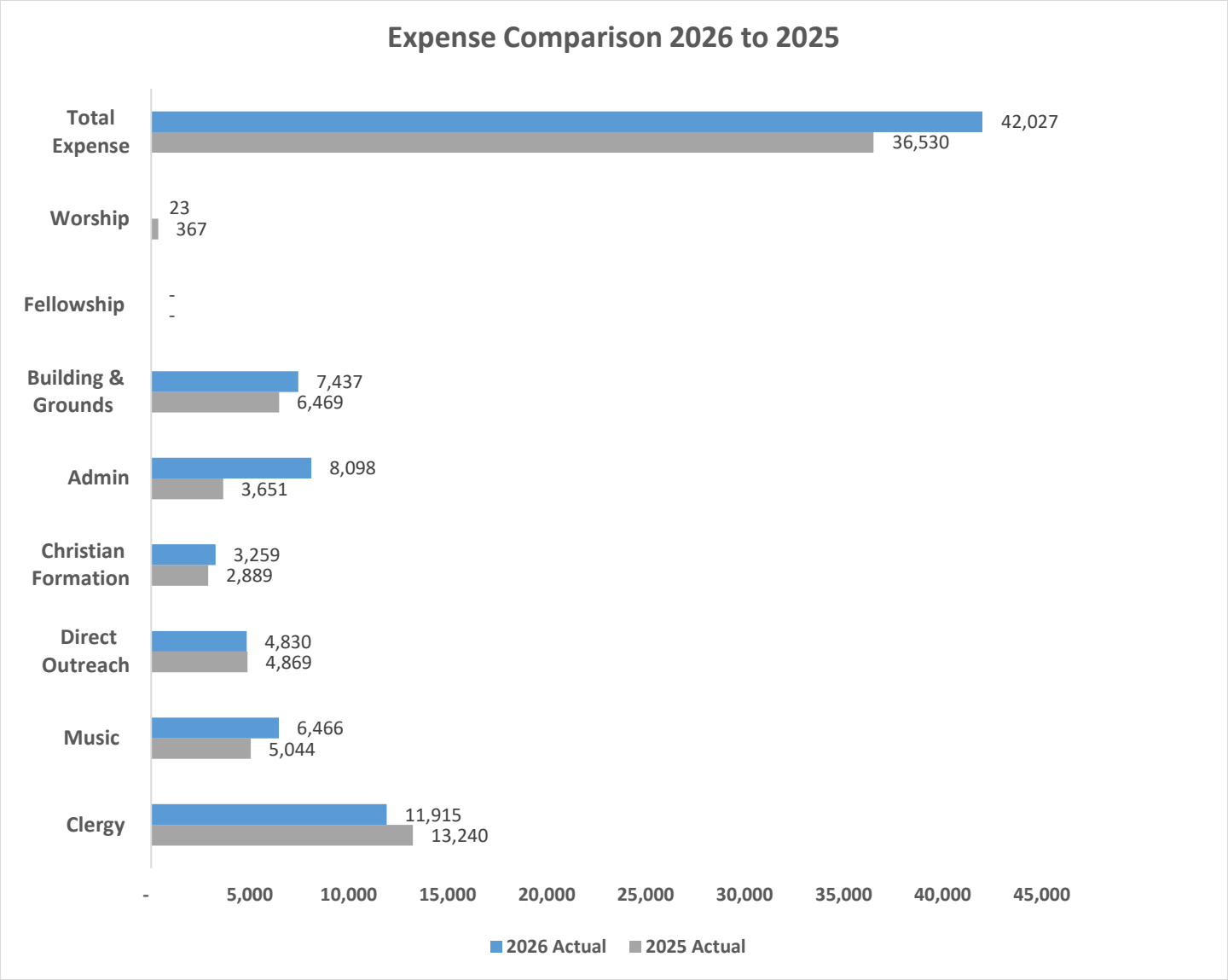

St. David's Episcopal Church
Financial Statement of Mission-Church Operating-Summary
January 2026

Accounts	Actual (This Period)	Budget (This Period)	Budget Remaining (This Period)	Actual (This Year)	Budget (This Year)	Budget Remaining (This Year)	Annual Budget Remaining (This Year)	Actual (Last Year)
Revenues								
Offerings								
Pledges	$84,852.67	$84,000.00	($852.67)	$84,852.67	$84,000.00	($852.67)	$340,147.33	$108,407.34
Loose Plate	$2,238.00	$2,100.00	($138.00)	$2,238.00	$2,100.00	($138.00)	$46,762.00	$1,439.00
Flowers	$0.00	$0.00	$0.00	$0.00	$0.00	$0.00	$1,000.00	$0.00
Special Gifts	$0.00	$0.00	$0.00	$0.00	$0.00	$0.00	$0.00	$10,000.00
Total Offerings	$87,090.67	$86,100.00	($990.67)	$87,090.67	$86,100.00	($990.67)	$387,909.33	$119,846.34
Other Income								
Special Events	$0.00	$0.00	$0.00	$0.00	$0.00	$0.00	$15,600.00	$0.00
Building rental	$2,800.00	$2,800.00	$0.00	$2,800.00	$2,800.00	$0.00	$25,700.00	$2,145.00
Interest	$745.27	$667.00	($78.27)	$745.27	$667.00	($78.27)	$7,254.73	$561.67
Total Other Income	$3,545.27	$3,467.00	($78.27)	$3,545.27	$3,467.00	($78.27)	$48,554.73	$2,706.67
Donations Rec'd for Remittance	$100.00	$0.00	($100.00)	$100.00	$0.00	($100.00)	$100.00	$65.00
Total Revenues	$90,735.94	$89,567.00	($1,168.94)	$90,735.94	$89,567.00	($1,168.94)	$436,564.06	$122,618.01
Expenses								
Total Clergy Expense	$11,914.67	$12,539.42	$624.75	$11,914.67	$12,539.42	$624.75	$151,804.50	$13,239.65
Total Music Expense	$6,465.72	$5,702.92	($762.80)	$6,465.72	$5,702.92	($762.80)	$64,972.28	$5,044.48
Total Direct Outreach	$4,830.07	$4,778.42	($51.65)	$4,830.07	$4,778.42	($51.65)	$54,810.93	$4,869.04
Total Christian Formation	$3,259.12	$3,507.10	$247.98	$3,259.12	$3,507.10	$247.98	$42,547.56	$2,889.49
Total Administrative Expense	$8,098.25	$9,886.50	$1,788.25	$8,098.25	$9,886.50	$1,788.25	$116,942.92	$3,651.28
Total Building & Grounds Expense	$7,436.73	$5,808.33	($1,628.40)	$7,436.73	$5,808.33	($1,628.40)	$75,981.47	$6,469.00
Total Fellowship Expense	$0.00	$0.00	$0.00	$0.00	$0.00	$0.00	$2,250.00	$0.00
Total Worship Expense	$22.88	$125.01	$102.13	$22.88	$125.01	$102.13	$2,927.12	$367.00
Total Expenses	$42,027.44	$42,347.70	$320.26	$42,027.44	$42,347.70	$320.26	$512,236.78	$36,529.94
Net Total	$48,708.50	$47,219.30	($1,489.20)	$48,708.50	$47,219.30	($1,489.20)	($75,672.72)	$86,088.07
	$48,708.50	$47,219.30	($1,489.20)	$48,708.50	$47,219.30	($1,489.20)	($75,672.72)	$86,088.07
	$0.00	$0.00	$0.00	$0.00	$0.00	$0.00	$0.00	$0.00

St. David's Episcopal Church

Statement of Financial Position-Church Operating

As of: Jan 31st 2026 | Includes Open Transactions | Filtered by: Fund

Assets	
Current Assets	
General Fund Cash	
Checking	
Church	
1001-000 General Operating Funds	25,804.76
1010-000 Restricted Funds Checking	79,015.99
1010-RES Restricted Funds Checking	(53,945.00)
1011-000 Capital Campaign Seed Money	20,500.00
1011-RES Capital Campaign Seed Money	(20,000.00)
Total Church	51,375.75
Rector	
1003-000 3807 Rector's Discrtnry Checking	783.95
Total Rector	783.95
Total Checking	52,159.70
Savings	
1004-000 Memorial Funds-MM	30,820.20
1004-RES Memorial Funds-MM	(27,500.00)
1012-000 High Yield Savings	150,014.80
1012-RES High Yield Savings	101,445.00
Total Savings	254,780.00
Total General Fund Cash	306,939.70
Total Current Assets	306,939.70
Longterm Assets	
Fixed Assets	
1201-000 Building/Land	1,968,166.23
1202-000 Furnishings/Equipment	231,998.95
1203-000 Allen Organ	24,800.00
1204-000 Steinway Piano	42,500.00
Total Fixed Assets	2,267,465.18
Total Longterm Assets	2,267,465.18
Total Assets	**$ 2,574,404.88**
Liabilities & Net Assets	
Liabilities	
Current Liabilities	
2000-000 Accounts Payable	2,501.13
2006-000 Accrued Payroll	125.24
Taxes	
2003-000 MN W/H Payable	32.07
Total Taxes	32.07
Pension	
2101-000 Employee Vol Contribution	717.01
2102-000 Employer Lay Pen Pay	743.43
Total Pension	1,460.44
Total Current Liabilities	4,118.88
Total Liabilities	4,118.88
Net Assets	
Without Donor Restrictions	2,439,165.86

With Donor Restrictions	131,120.14
Total Net Assets	2,570,286.00
Total Liabilities & Net Assets	**$ 2,574,404.88**

St. David's Episcopal Church

Summary of Restricted Accounts-Operating Fund

As of: Jan 31st 2026 | Includes Open Transactions | Filtered by: Fund, Core Account

Department: None

Assets	
Current Assets	
General Fund Cash	
Checking	
Church	
001-1010-000 Restricted Funds Checking	79,015.99
001-1011-000 Capital Campaign Seed Money	20,500.00
Total Church	99,515.99
Rector	
001-1003-000 3807 Rector's Discrtnry Checking	783.95
Total Rector	783.95
Total Checking	100,299.94
Savings	
001-1004-000 Memorial Funds-MM	30,820.20
Total Savings	30,820.20
Total General Fund Cash	131,120.14
Total Current Assets	131,120.14
Total Assets	**$ 131,120.14**
Liabilities & Net Assets	
Liabilities	
Total Liabilities	0.00
Net Assets	
Miscellaneous Restricted	
001-8305-000 Columbarium	8,778.96
001-8308-000 Capital Campaign	20,500.00
001-8312-000 Insurance Proceeds--Building Repair	9,874.14
001-8315-000 Operating Reserve Fund	52,806.54
001-8316-000 Endowment Fund Distributions	2,138.66
001-8399-000 Misc. Temp. Restricted Funds	2,049.50
Youth Funds	
001-8201-000 Youth Mission Trip	2,868.19
Total Youth Funds	2,868.19
Total Miscellaneous Restricted	99,015.99
Rector Discretionary Fund	
001-8303-000 Rector's Discretnry Fund	783.95
Total Rector Discretionary Fund	783.95
Memorials	
001-8199-000 Memorial-Undesignated	30,820.20
Total Memorials	30,820.20
Rector Sabbatical	
001-8349-000 Rector Sabbatical-Congregation Budg	500.00
Total Rector Sabbatical	500.00
Total Net Assets	131,120.14
Total Liabilities & Net Assets	**$ 131,120.14**

Department: Restricted

Assets	
Current Assets	
General Fund Cash	
Checking	
Church	
001-1010-RES Restricted Funds Checking	(53,945.00)
001-1011-RES Capital Campaign Seed Money	(20,000.00)
Total Church	(73,945.00)
Total Checking	(73,945.00)
Savings	
001-1004-RES Memorial Funds-MM	(27,500.00)
Total Savings	(27,500.00)
Total General Fund Cash	(101,445.00)
Total Current Assets	(101,445.00)
Total Assets	**($ 101,445.00)**
Liabilities & Net Assets	
Liabilities	
Total Liabilities	0.00
Net Assets	
Total Net Assets	0.00
Total Liabilities & Net Assets	**$ 0.00**
Out of Balance	**($ 101,445.00)**

St. David's Episcopal Church

Financial Statement of Mission-Church Operating

Date Range: Jan 1st 2026 - Jan 31st 2026 | Includes Open Transactions | Filtered by: Fund

Accounts	Actual (This Period)	Budget (This Period)	Budget Remaining (This Period)	Actual This Year Year to Date	Budget This Year Year to Date	Budget Remaining This Year Year to Date	Annual Budget Remaining This Year Year	Actual Last Year Year to Date
Revenues								
Offerings								
Pledges								
4001 Current Year Pledges	84,842.67	84,000.00	(842.67)	84,842.67	84,000.00	(842.67)	340,157.33	108,407.34
4006 Prior Yr Pledges Paid Current Yr	10.00	0.00	(10.00)	10.00	0.00	(10.00)	(10.00)	0.00
Total Pledges	84,852.67	84,000.00	(852.67)	84,852.67	84,000.00	(852.67)	340,147.33	108,407.34
Loose Plate								
4002 Non-Pledge Regular Offering	825.00	700.00	(125.00)	825.00	700.00	(125.00)	36,175.00	780.00
4004 Loose Plate Offering	1,413.00	1,400.00	(13.00)	1,413.00	1,400.00	(13.00)	8,587.00	659.00
4099 Easter/Christmas Offerings	0.00	0.00	0.00	0.00	0.00	0.00	2,000.00	0.00
Total Loose Plate	2,238.00	2,100.00	(138.00)	2,238.00	2,100.00	(138.00)	46,762.00	1,439.00
Flowers								
4005 Flower Revenue	0.00	0.00	0.00	0.00	0.00	0.00	1,000.00	0.00
Total Flowers	0.00	0.00	0.00	0.00	0.00	0.00	1,000.00	0.00
Special Gifts								
4007 Special Offerings/Gifts	0.00	0.00	0.00	0.00	0.00	0.00	0.00	10,000.00
Total Special Gifts	0.00	0.00	0.00	0.00	0.00	0.00	0.00	10,000.00
Total Offerings	87,090.67	86,100.00	(990.67)	87,090.67	86,100.00	(990.67)	387,909.33	119,846.34
Other Income								
Special Events								
4305 Music Concerts	0.00	0.00	0.00	0.00	0.00	0.00	600.00	0.00
4704 Special Event Revenue	0.00	0.00	0.00	0.00	0.00	0.00	15,000.00	0.00
Total Special Events	0.00	0.00	0.00	0.00	0.00	0.00	15,600.00	0.00
Building rental								
4010 Building Rental	2,800.00	2,800.00	0.00	2,800.00	2,800.00	0.00	25,700.00	2,145.00
Total Building rental	2,800.00	2,800.00	0.00	2,800.00	2,800.00	0.00	25,700.00	2,145.00
Interest								
4801 General Funds Interest	745.27	667.00	(78.27)	745.27	667.00	(78.27)	7,254.73	561.67
Total Interest	745.27	667.00	(78.27)	745.27	667.00	(78.27)	7,254.73	561.67
Total Other Income	3,545.27	3,467.00	(78.27)	3,545.27	3,467.00	(78.27)	48,554.73	2,706.67
Donations Rec'd for Remittance								

Accounts	Actual (This Period)	Budget (This Period)	Budget Remaining (This Period)	Actual This Year Year to Date	Budget This Year Year to Date	Budget Remaining This Year Year to Date	Annual Budget Remaining This Year Year	Actual Last Year Year to Date
4511 ICA Foodshelf Rev.	0.00	0.00	0.00	0.00	0.00	0.00	200.00	25.00
4599 Misc. Outreach Rev.	100.00	0.00	(100.00)	100.00	0.00	(100.00)	(100.00)	40.00
Total Donations Rec'd for Remittance	100.00	0.00	(100.00)	100.00	0.00	(100.00)	100.00	65.00
Total Revenues	**$ 90,735.94**	**$ 89,567.00**	**($ 1,168.94)**	**$ 90,735.94**	**$ 89,567.00**	**($ 1,168.94)**	**$ 436,564.06**	**$ 122,618.01**
Expenses								
Clergy Expense								
Personnel costs								
5001 Salary/Rector	5,115.82	5,477.20	361.38	5,115.82	5,477.20	361.38	66,087.39	4,968.22
5002 Housing Allow./Rector	2,412.30	2,412.30	0.00	2,412.30	2,412.30	0.00	28,947.60	2,412.30
5004 SEA/Rector	1,151.80	1,207.09	55.29	1,151.80	1,207.09	55.29	14,540.32	1,129.22
5031 Med/Dent/Life/Disability/Rector	1,542.50	1,544.00	1.50	1,542.50	1,544.00	1.50	16,985.50	1,420.50
5033 Pension/Rector	1,692.25	1,773.83	81.58	1,692.25	1,773.83	81.58	19,593.69	1,659.41
5060 Workers Comp-Clergy	0.00	0.00	0.00	0.00	0.00	0.00	400.00	0.00
Total Personnel costs	11,914.67	12,414.42	499.75	11,914.67	12,414.42	499.75	146,554.50	11,589.65
Conferences & Retreats								
5036 Deacon Expense	0.00	0.00	0.00	0.00	0.00	0.00	200.00	0.00
5103 Clergy Conferences/Retreats	0.00	0.00	0.00	0.00	0.00	0.00	250.00	0.00
5108 Diocesan Convention Exp.	0.00	0.00	0.00	0.00	0.00	0.00	1,000.00	0.00
Total Conferences & Retreats	0.00	0.00	0.00	0.00	0.00	0.00	1,450.00	0.00
Continuing Education								
5035 Continuing Education/Rector	0.00	125.00	125.00	0.00	125.00	125.00	1,500.00	1,650.00
5044 Clergy Sabbatical Fund	0.00	0.00	0.00	0.00	0.00	0.00	500.00	0.00
Total Continuing Education	0.00	125.00	125.00	0.00	125.00	125.00	2,000.00	1,650.00
Supply Clergy								
5904 Supply Clergy Exp.	0.00	0.00	0.00	0.00	0.00	0.00	1,800.00	0.00
Total Supply Clergy	0.00	0.00	0.00	0.00	0.00	0.00	1,800.00	0.00
Total Clergy Expense	11,914.67	12,539.42	624.75	11,914.67	12,539.42	624.75	151,804.50	13,239.65
Music Expense								
Personnel Costs								
5022 Music Salary	3,740.90	3,922.56	181.66	3,740.90	3,922.56	181.66	47,252.36	3,667.54
5042 Med/Dent/Life/Disability-Music	1,821.59	710.00	(1,111.59)	1,821.59	710.00	(1,111.59)	6,698.41	616.31
5047 Pension-Music	336.67	353.03	16.36	336.67	353.03	16.36	4,252.72	330.07
5050 FICA-Music	266.56	317.33	50.77	266.56	317.33	50.77	3,858.79	280.56
5061 Workers Comp-Music	0.00	0.00	0.00	0.00	0.00	0.00	160.00	0.00
Total Personnel Costs	6,165.72	5,302.92	(862.80)	6,165.72	5,302.92	(862.80)	62,222.28	4,894.48
Continuing Education								
5046 Continuing Education/Music	0.00	41.67	41.67	0.00	41.67	41.67	500.00	0.00

Accounts	Actual (This Period)	Budget (This Period)	Budget Remaining (This Period)	Actual This Year Year to Date	Budget This Year Year to Date	Budget Remaining This Year Year to Date	Annual Budget Remaining This Year Year	Actual Last Year Year to Date
Total Continuing Education	0.00	41.67	41.67	0.00	41.67	41.67	500.00	0.00
Licenses								
5501 Licensing & Subscriptions	0.00	0.00	0.00	0.00	0.00	0.00	600.00	0.00
Total Licenses	0.00	0.00	0.00	0.00	0.00	0.00	600.00	0.00
Choir								
5502 Bell Choir Exp.	0.00	8.33	8.33	0.00	8.33	8.33	100.00	0.00
Total Choir	0.00	8.33	8.33	0.00	8.33	8.33	100.00	0.00
Instrument Maintenance								
5504 Instrument Maintenance	0.00	0.00	0.00	0.00	0.00	0.00	500.00	0.00
Total Instrument Maintenance	0.00	0.00	0.00	0.00	0.00	0.00	500.00	0.00
Program Expense								
5505 Program Exp.	0.00	50.00	50.00	0.00	50.00	50.00	600.00	0.00
Total Program Expense	0.00	50.00	50.00	0.00	50.00	50.00	600.00	0.00
Outside Musicians								
5506 Outside Groups/Musicians	0.00	0.00	0.00	0.00	0.00	0.00	300.00	150.00
5905 Supply Organist Exp.	300.00	300.00	0.00	300.00	300.00	0.00	150.00	0.00
Total Outside Musicians	300.00	300.00	0.00	300.00	300.00	0.00	450.00	150.00
Total Music Expense	6,465.72	5,702.92	(762.80)	6,465.72	5,702.92	(762.80)	64,972.28	5,044.48
Direct Outreach								
ECMN-MMS								
5000 Assessment-Diocesan	4,720.07	4,720.08	0.01	4,720.07	4,720.08	0.01	51,920.93	4,837.00
Total ECMN-MMS	4,720.07	4,720.08	0.01	4,720.07	4,720.08	0.01	51,920.93	4,837.00
Loaves & Fishes								
5612 Loaves & Fishes Exp.	0.00	0.00	0.00	0.00	0.00	0.00	500.00	0.00
Total Loaves & Fishes	0.00	0.00	0.00	0.00	0.00	0.00	500.00	0.00
Prayer Shawl								
5617 Prayer Shawl Ministry	0.00	0.00	0.00	0.00	0.00	0.00	50.00	0.00
Total Prayer Shawl	0.00	0.00	0.00	0.00	0.00	0.00	50.00	0.00
Pastoral Care								
5710 Community of Hope Lay Training	0.00	0.00	0.00	0.00	0.00	0.00	250.00	0.00
5712 Faithful Innovation	0.00	0.00	0.00	0.00	0.00	0.00	300.00	0.00
5799 Misc. Pastoral Care Exp.	10.00	41.67	31.67	10.00	41.67	31.67	490.00	32.04
Total Pastoral Care	10.00	41.67	31.67	10.00	41.67	31.67	1,040.00	32.04
Other Direct Outreach								
5711 Justice Committe	0.00	16.67	16.67	0.00	16.67	16.67	200.00	0.00
Total Other Direct Outreach	0.00	16.67	16.67	0.00	16.67	16.67	200.00	0.00

Accounts	Actual (This Period)	Budget (This Period)	Budget Remaining (This Period)	Actual This Year Year to Date	Budget This Year Year to Date	Budget Remaining This Year Year to Date	Annual Budget Remaining This Year Year	Actual Last Year Year to Date
Donations Remitted								
5611 ICA Foodshelf Exp.	0.00	0.00	0.00	0.00	0.00	0.00	200.00	0.00
5699 Misc. Outreach Exp.	100.00	0.00	(100.00)	100.00	0.00	(100.00)	900.00	0.00
Total Donations Remitted	100.00	0.00	(100.00)	100.00	0.00	(100.00)	1,100.00	0.00
Total Direct Outreach	4,830.07	4,778.42	(51.65)	4,830.07	4,778.42	(51.65)	54,810.93	4,869.04
Christian Formation								
Personnel Costs								
5024 Christian Formation Salary	2,021.06	2,119.20	98.14	2,021.06	2,119.20	98.14	25,528.57	1,981.44
5025 Nursery Attendant Salary	292.50	266.67	(25.83)	292.50	266.67	(25.83)	2,907.50	228.75
5041 Med/Life/Disability-Christian Formation	352.33	343.00	(9.33)	352.33	343.00	(9.33)	3,763.67	269.25
5045 Pension-Christian Formation	181.90	190.73	8.83	181.90	190.73	8.83	2,297.57	178.33
5051 FICA-Christian Formation	182.09	191.66	9.57	182.09	191.66	9.57	2,309.49	169.12
5062 Workers Comp-Christian Formation	0.00	0.00	0.00	0.00	0.00	0.00	120.00	0.00
5065 Con Ed-Christian Formation	0.00	41.67	41.67	0.00	41.67	41.67	500.00	0.00
Total Personnel Costs	3,029.88	3,152.93	123.05	3,029.88	3,152.93	123.05	37,426.80	2,826.89
Adult Education								
5301 Adult Education Exp.	0.00	41.67	41.67	0.00	41.67	41.67	500.00	0.00
Total Adult Education	0.00	41.67	41.67	0.00	41.67	41.67	500.00	0.00
Youth Education								
5310 Children's Ministry	7.63	66.67	59.04	7.63	66.67	59.04	792.37	0.00
5311 Confirmation	0.00	0.00	0.00	0.00	0.00	0.00	600.00	62.60
5312 Youth Ministry	92.11	216.67	124.56	92.11	216.67	124.56	2,507.89	0.00
5315 Youth Events	129.50	0.00	(129.50)	129.50	0.00	(129.50)	370.50	0.00
5316 Childr & Youth Misc	0.00	20.83	20.83	0.00	20.83	20.83	250.00	0.00
Total Youth Education	229.24	304.17	74.93	229.24	304.17	74.93	4,520.76	62.60
Misc. Christian Formation								
5399 Misc. Christian Formation Exp.	0.00	8.33	8.33	0.00	8.33	8.33	100.00	0.00
Total Misc. Christian Formation	0.00	8.33	8.33	0.00	8.33	8.33	100.00	0.00
Total Christian Formation	3,259.12	3,507.10	247.98	3,259.12	3,507.10	247.98	42,547.56	2,889.49
Administrative Expense								
Personnel Costs								
5027 Bookkeeper Salary	1,718.76	1,800.00	81.24	1,718.76	1,800.00	81.24	23,841.24	1,363.48
5028 Office Administrator Salary	2,778.00	3,220.92	442.92	2,778.00	3,220.92	442.92	39,093.90	242.00
5048 Pension-Admin	224.84	327.27	102.43	224.84	327.27	102.43	4,029.63	89.95
5052 FICA-Admin	340.77	414.98	74.21	340.77	414.98	74.21	5,054.03	122.83
5063 Workers Comp-Admin	0.00	0.00	0.00	0.00	0.00	0.00	160.00	0.00
5070 Med/Dental/Life-Admin	1,049.30	1,705.00	655.70	1,049.30	1,705.00	655.70	19,410.70	0.00
Total Personnel Costs	6,111.67	7,468.17	1,356.50	6,111.67	7,468.17	1,356.50	91,589.50	1,818.26

Accounts	Actual (This Period)	Budget (This Period)	Budget Remaining (This Period)	Actual This Year Year to Date	Budget This Year Year to Date	Budget Remaining This Year Year to Date	Annual Budget Remaining This Year Year	Actual Last Year Year to Date
Copier Expense								
5106 Copier Expense	537.35	570.00	32.65	537.35	570.00	32.65	6,302.65	509.00
Total Copier Expense	537.35	570.00	32.65	537.35	570.00	32.65	6,302.65	509.00
Office Supplies								
5112 Office Supplies/Exp.	227.71	250.00	22.29	227.71	250.00	22.29	2,772.29	140.97
Total Office Supplies	227.71	250.00	22.29	227.71	250.00	22.29	2,772.29	140.97
Postage								
5114 Postage	80.75	90.00	9.25	80.75	90.00	9.25	519.25	145.50
Total Postage	80.75	90.00	9.25	80.75	90.00	9.25	519.25	145.50
Service Charges								
5116 Service Charges	426.56	350.00	(76.56)	426.56	350.00	(76.56)	3,773.44	469.01
Total Service Charges	426.56	350.00	(76.56)	426.56	350.00	(76.56)	3,773.44	469.01
Staff Development								
5117 Staff Development	0.00	0.00	0.00	0.00	0.00	0.00	500.00	0.00
Total Staff Development	0.00	0.00	0.00	0.00	0.00	0.00	500.00	0.00
Telephone								
5118 Telephone & Internet	317.97	300.00	(17.97)	317.97	300.00	(17.97)	3,282.03	297.53
Total Telephone	317.97	300.00	(17.97)	317.97	300.00	(17.97)	3,282.03	297.53
Vestry								
5119 Vestry	24.46	83.33	58.87	24.46	83.33	58.87	975.54	16.16
Total Vestry	24.46	83.33	58.87	24.46	83.33	58.87	975.54	16.16
Computer Support								
5131 Computer HW/SW, Support	221.78	375.00	153.22	221.78	375.00	153.22	4,278.22	254.85
Total Computer Support	221.78	375.00	153.22	221.78	375.00	153.22	4,278.22	254.85
Misc. Admin. Expense								
5122 Spiritual Direction-Wardens	0.00	200.00	200.00	0.00	200.00	200.00	2,400.00	0.00
5199 Misc. Administrative Exp.	150.00	200.00	50.00	150.00	200.00	50.00	550.00	0.00
Total Misc. Admin. Expense	150.00	400.00	250.00	150.00	400.00	250.00	2,950.00	0.00
Total Administrative Expense	8,098.25	9,886.50	1,788.25	8,098.25	9,886.50	1,788.25	116,942.92	3,651.28
Building & Grounds Expense								
Personnel Costs								
5215 Facilities Management	1,300.00	1,300.00	0.00	1,300.00	1,300.00	0.00	16,073.20	1,300.00
Total Personnel Costs	1,300.00	1,300.00	0.00	1,300.00	1,300.00	0.00	16,073.20	1,300.00
Building Insurance								
5201 Building Insurance	0.00	0.00	0.00	0.00	0.00	0.00	18,185.00	0.00
Total Building Insurance	0.00	0.00	0.00	0.00	0.00	0.00	18,185.00	0.00

Accounts	Actual (This Period)	Budget (This Period)	Budget Remaining (This Period)	Actual This Year Year to Date	Budget This Year Year to Date	Budget Remaining This Year Year to Date	Annual Budget Remaining This Year Year	Actual Last Year Year to Date
Cleaning Supplies								
5203 Cleaning Supplies	135.55	291.67	156.12	135.55	291.67	156.12	3,364.45	221.13
Total Cleaning Supplies	135.55	291.67	156.12	135.55	291.67	156.12	3,364.45	221.13
Utilities								
5204 Electricty	986.98	950.00	(36.98)	986.98	950.00	(36.98)	9,513.02	740.08
5205 Fuel-Natural Gas	1,565.80	1,600.00	34.20	1,565.80	1,600.00	34.20	9,434.20	1,441.81
5207 Garbage Removal	662.15	480.00	(182.15)	662.15	480.00	(182.15)	5,097.85	393.99
5213 Sewer & Water	161.84	200.00	38.16	161.84	200.00	38.16	2,238.16	11.63
Total Utilities	3,376.77	3,230.00	(146.77)	3,376.77	3,230.00	(146.77)	26,283.23	2,587.51
Grounds Maintenance								
5208 Grounds Maintenance	0.00	0.00	0.00	0.00	0.00	0.00	4,200.00	477.78
5214 Snow Plowing	825.00	275.00	(550.00)	825.00	275.00	(550.00)	1,175.00	255.00
Total Grounds Maintenance	825.00	275.00	(550.00)	825.00	275.00	(550.00)	5,375.00	732.78
Parts & Materials								
5210 Parts & Materials	269.14	75.00	(194.14)	269.14	75.00	(194.14)	630.86	34.18
Total Parts & Materials	269.14	75.00	(194.14)	269.14	75.00	(194.14)	630.86	34.18
Repairs & Maintenance Labor								
5211 Repairs & Main. Contract Labor	327.77	433.33	105.56	327.77	433.33	105.56	4,872.23	759.00
Total Repairs & Maintenance Labor	327.77	433.33	105.56	327.77	433.33	105.56	4,872.23	759.00
Security/Fire								
5212 Security Service/Fire Safety	0.00	0.00	0.00	0.00	0.00	0.00	900.00	734.40
Total Security/Fire	0.00	0.00	0.00	0.00	0.00	0.00	900.00	734.40
Misc. Building & Grounds								
5298 ICA Building Expense	0.00	83.33	83.33	0.00	83.33	83.33	1,000.00	0.00
5299 Misc. Bldg. & Grnds Exp.	1,202.50	120.00	(1,082.50)	1,202.50	120.00	(1,082.50)	(702.50)	100.00
Total Misc. Building & Grounds	1,202.50	203.33	(999.17)	1,202.50	203.33	(999.17)	297.50	100.00
Total Building & Grounds Expense	7,436.73	5,808.33	(1,628.40)	7,436.73	5,808.33	(1,628.40)	75,981.47	6,469.00
Fellowship Expense								
5401 Fellowship Expense	0.00	0.00	0.00	0.00	0.00	0.00	2,000.00	0.00
5409 Newcomer Ministry	0.00	0.00	0.00	0.00	0.00	0.00	250.00	0.00
Total Fellowship Expense	0.00	0.00	0.00	0.00	0.00	0.00	2,250.00	0.00
Worship Expense								
Flowers								
5902 Flower Exp.	0.00	0.00	0.00	0.00	0.00	0.00	1,200.00	0.00
Total Flowers	0.00	0.00	0.00	0.00	0.00	0.00	1,200.00	0.00
Other worship expenses								
5903 Publications Exp.	0.00	0.00	0.00	0.00	0.00	0.00	150.00	0.00

Accounts	Actual (This Period)	Budget (This Period)	Budget Remaining (This Period)	Actual This Year Year to Date	Budget This Year Year to Date	Budget Remaining This Year Year to Date	Annual Budget Remaining This Year Year	Actual Last Year Year to Date
5999 Misc. Worship Exp.	0.00	41.67	41.67	0.00	41.67	41.67	500.00	17.35
Total Other worship expenses	0.00	41.67	41.67	0.00	41.67	41.67	650.00	17.35
Candles								
5910 Candles	0.00	66.67	66.67	0.00	66.67	66.67	800.00	349.65
Total Candles	0.00	66.67	66.67	0.00	66.67	66.67	800.00	349.65
Communion								
5915 Communion Bread	22.88	16.67	(6.21)	22.88	16.67	(6.21)	177.12	0.00
5916 Communion Wine	0.00	0.00	0.00	0.00	0.00	0.00	100.00	0.00
Total Communion	22.88	16.67	(6.21)	22.88	16.67	(6.21)	277.12	0.00
Total Worship Expense	22.88	125.01	102.13	22.88	125.01	102.13	2,927.12	367.00
Total Expenses	**$ 42,027.44**	**$ 42,347.70**	**$ 320.26**	**$ 42,027.44**	**$ 42,347.70**	**$ 320.26**	**$ 512,236.78**	**$ 36,529.94**
Net Total	**$ 48,708.50**	**$ 47,219.30**	**($ 1,489.20)**	**$ 48,708.50**	**$ 47,219.30**	**($ 1,489.20)**	**($ 75,672.72)**	**$ 86,088.07**