

KeepCount

DefaultTest




Current

7

Max: 50

Total: 111





KeepCount

05.04.2020

Eric Burden


4123 Beechill Drive

Bartlett, TN 38135

601-467-4986

Overview

KeepCount (keepcount.app) is a web-based application that provides a useful interface for anyone interested in tracking the number of individuals in an establishment operating under capacity limits, such as those currently being imposed as a result of the COVID-19 pandemic. The web app permits any number of users to view, add to, and subtract from a single counter that displays updates across all connected devices. The application is available to any web-connected device, including smart phones, tablets, and desktop computers. The typical use case for the application is as follows:

1. User A creates and names a new 'counter' in the application.
 2. User A shares the 'counter' with User B, either by sharing the 'counter' name or QR code.
 3. User A shares the 'counter' with User C
 4. User A increases the counter for every individual who enters the establishment, Users B and C see this increasing count in real time
 5. User B decreases the counter for every individual who leaves the establishment, Users A and C see this decreasing count in real time
 6. User C monitors the application, noting increases, decreases, current number of individuals in the establishment, and total count
- 

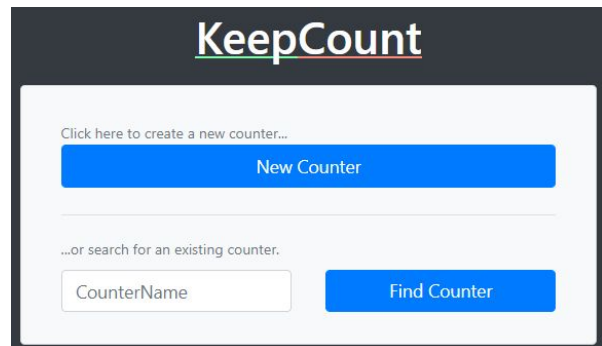
Goals

1. Provide an easy way for establishments to track entries/exits in real time to maintain compliance with capacity limits.
2. Provide an ongoing and total count for establishments to track entries/exits over time.
3. Provide a color-coded indicator for how close the current count is to a pre-defined maximum amount.

Instructions

Home Screen

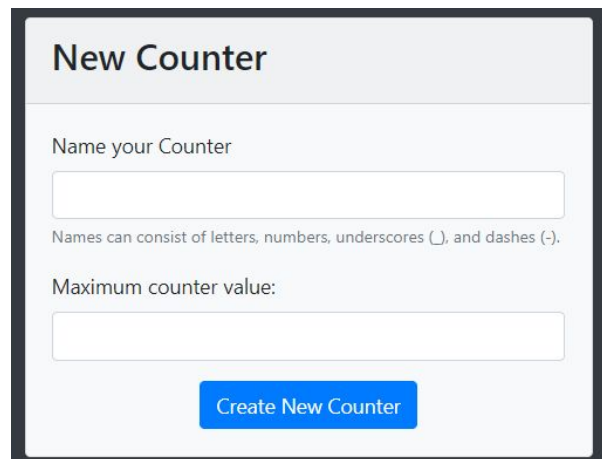
1. Open the application at <https://keepcount.app>.
2. Create a new 'counter' or find an existing 'counter':
 - a. To create a new 'counter', click the 'New Counter' button
 - b. To search for an existing 'counter', type the 'counter' name into the text field and click 'Find Counter'



The screenshot shows the 'KeepCount' application interface. At the top, the title 'KeepCount' is displayed in a stylized font. Below the title, there are two main options: 'Click here to create a new counter...' with a blue 'New Counter' button, and '...or search for an existing counter.' with a text input field labeled 'CounterName' and a blue 'Find Counter' button.

New Counter Screen

1. Enter a name for the new 'counter'. Names only have letters, numbers, underscores (_), and dashes (-).
2. Enter a maximum value. This isn't a hard limit, but the counter value will change colors when close to/over this maximum value.



The screenshot shows the 'New Counter' screen. It has a title 'New Counter' at the top. Below the title, there are two input fields: 'Name your Counter' and 'Maximum counter value:'. Below the 'Name your Counter' field, there is a note: 'Names can consist of letters, numbers, underscores (_), and dashes (-)'. At the bottom of the screen, there is a blue 'Create New Counter' button.

Counter Screen

1. Share the 'counter' using the name (TestCounter) or by clicking the QR icon and sharing the QR code.
2. Add to the counter by clicking or touching the green '+' button.
3. Subtract from the counter by clicking or touching the red '-' button.
4. Any changes to the counter value will be reflected on any device that has this counter open.
 - a. The 'Total' value will increase every time the counter is increased.
 - b. When the current value is greater than 90% of the 'Max', the counter number will turn yellow.
 - c. When the current value is greater than the 'Max', the counter number will turn red.
5. The counter name/QR code can be shared with any number of users, allowing easy tracking, monitoring, and shift changes.

