

HOW YOUR ANNUITY WILL GROW

*An Overview of
Equitable's Teton™ Crediting Strategies
Tied To the Barclays Atlas 5 Index*



Fixed indexed annuities are designed to help you achieve your long-term goals for retirement savings, and also provide insurance against major financial risks, such as market losses and outliving your money.

Teton™ and Teton™ Bonus offer fixed and indexed crediting strategies for you to choose from. The indexed crediting strategies are tied to one of two indexes:

1. **S&P 500®** - the industry-leading benchmark of the US equity market or
2. **Barclays Atlas 5** – a global portfolio of equities and bonds

This document is focused on the Atlas index and the crediting strategies associated with it.

While interest may be tied to the performance of the underlying index, you are never actually invested in the index itself.

S&P Global

Who is S&P?

Standard & Poor's (S&P) has provided credit ratings for over **150 years** and indices for over 120 years. It is the home to iconic financial market indicators like the S&P 500® and Dow Jones Industrial Average.

Its indices are relied upon to gauge the overall health of financial markets. More assets are invested in products based on S&P's indices than any other provider in the world.

BARCLAYS

Who is Barclays?

Barclays is a global consumer, corporate and investment bank offering financial expertise for over **325 years**. Barclays operates in over 40 countries and employs over 83,000 people.

Barclays is recognized as a global leader in Indices, both in breadth and depth of its offerings and in the volume of transactions that Barclays has executed with clients. Over 50 Professionals provide clients with dedicated trading, structuring and risk management expertise.

Power of Global Markets with Barclays Atlas 5

What is Barclays Atlas 5?

Different parts of the world experience economic growth and declines at different points in time. If Europe goes through a contraction, then European bonds may be more attractive than European equities. If Japan goes through a growth period, then Japan equities may be more attractive. *This is where Atlas comes in.* It is a global index of equities and bonds that allocates to different parts of the world based on current economic conditions for a given risk level.

Atlas was developed specifically for use with Equitable's Teton™ fixed indexed annuities.

Components:

Atlas is comprised of 6 equity and 5 bond components. The weighting of each component is based on historical factors and current trends. The components include:

EQUITIES**



S&P 500



NASDAQ 100



EUROZONE*



GERMANY*



JAPAN*



EMERGING MKTS

TREASURY FUTURES



US 10Y



US 5Y



GERMAN 10Y*



GERMAN 5Y*



JAPAN 10Y*

*Non U.S. Dollars denominated assets have their profits and losses converted to U.S. Dollars on a daily basis.

**Equities index components, other than the Emerging Markets ETF, consist of equity futures indices.

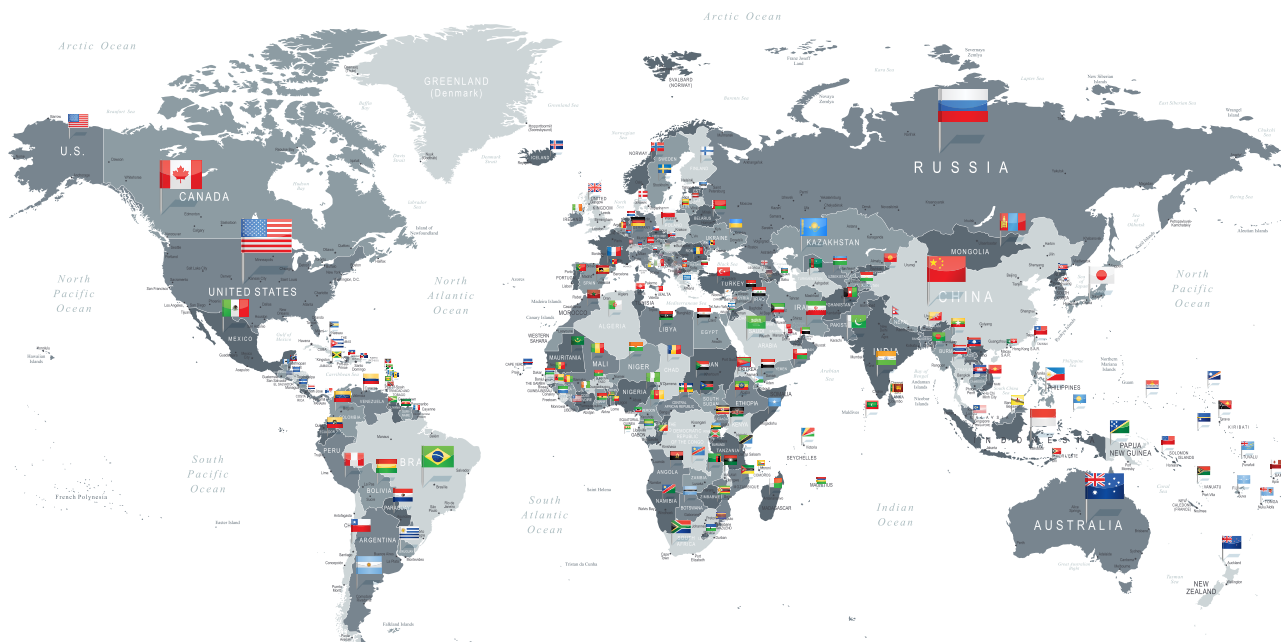
Is Barclays Atlas 5 Right for You?

Atlas could be a good fit for you if you like **global diversification** and believe in the potential of a global economy.

You like growth tied to **more than just US equities** and are looking for consistent interest credits.

Global Coverage:

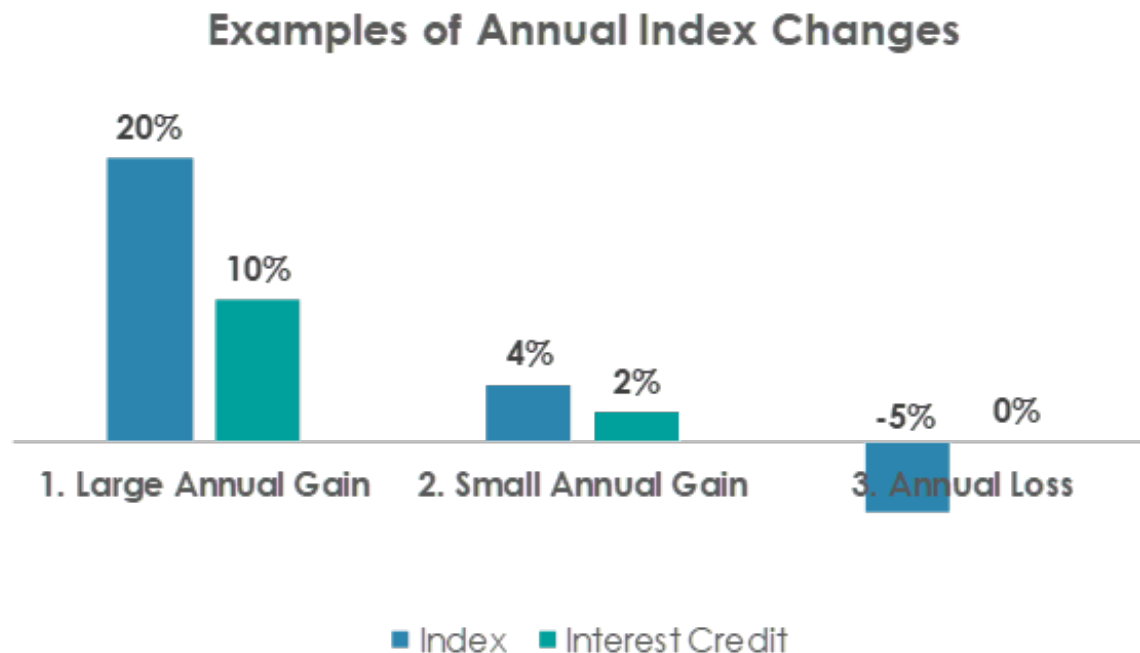
Instead of just being focused on the US economy, Atlas provides diversification through global coverage:



Annual Point-to-Point with Participation Rate Crediting Strategy

Annual Point-to-Point with Participation Rate is an indexed crediting strategy that credits a portion of the growth in the underlying index. This portion of growth is the participation rate. If the index increases over the policy year, then you will earn the percentage change of the index multiplied by the participation rate. If the underlying index decreases over the course of the policy year, then you will earn an interest credit of 0%. You will never earn less than 0%.

Here are a few examples of **Annual Point-to-Point with Participation Rate**, assuming a 50% participation rate:



1. Large Annual Gain

The underlying index had an annual gain of 20%. Your interest credit would be 10% (50% of 20%).

2. Small Annual Gain

The underlying index had an annual gain of 4%. Your interest credit would be 2% (50% of 4%).

3. Annual Loss

The underlying index had an annual loss of 5%. In this case, you will receive the annual floor of 0% as your interest credit. Congratulations! Your retirement savings did not decline.

Key Points:

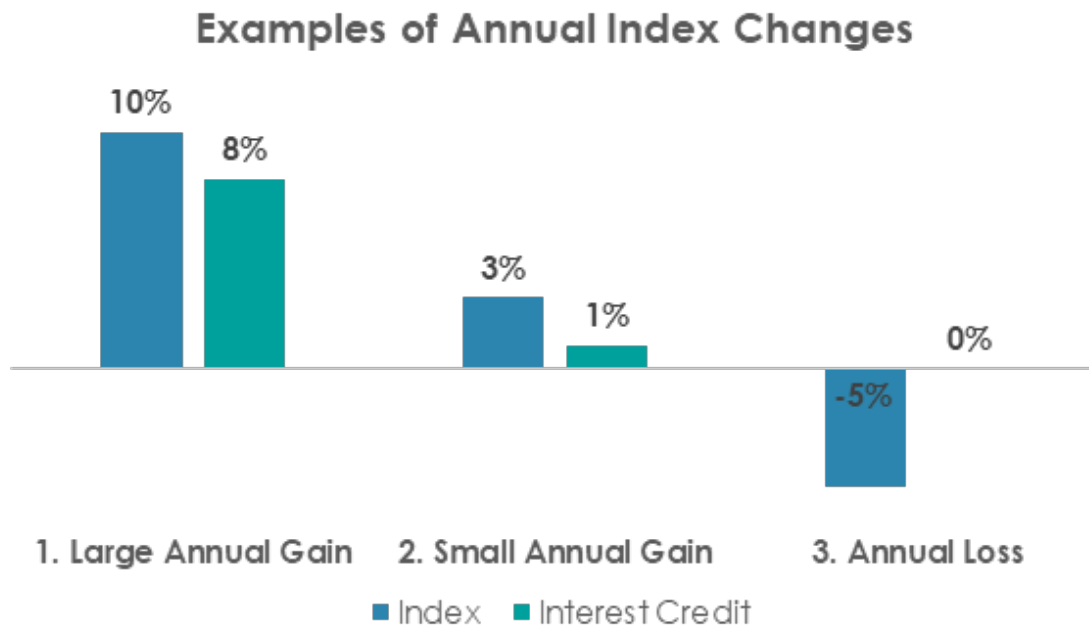
- The change in the index is based on the index close value at the beginning and end of the policy year.
- Interest credits only occur at the end of the policy year. No interest credits occur during the policy year.
- Participation rates are declared annually and are guaranteed for one policy year.
- Participation rates may change for future policy years but will never be less than the minimum in the policy.
- The participation rate of 50% is only for the purposes of this example and is not intended to represent a specific product.

Annual Point-to-Point with Participation Rate is currently available with the S&P 500® and Barclays Atlas 5.

Annual Point-to-Point with Spread/Boost Crediting Strategy

Annual Point-to-Point with Spread is an indexed crediting strategy that credits the growth in the underlying index less a spread. If the growth less the spread is positive for the policy year, then you will earn the growth less the spread. The spread is the amount subtracted from the percentage change of the index. If the percentage change less the spread is negative for the policy year, then you will earn an interest credit of 0%. You will never earn less than 0%.

Here are a few examples of **Annual Point-to-Point with Spread**:



1. *Large Annual Gain*

The underlying index had an annual gain of 20%. Your interest credit would be 18% (20% less 2%).

2. *Small Annual Gain*

The underlying index had an annual gain of 4%. Your interest credit would be 2% (4% less 2%).

3. *Annual Loss*

The underlying index had an annual loss of 5%. In this case, you will receive the annual floor of 0% as your interest credit. Congratulations! Your retirement savings did not decline.

Annual Point-to-Point with Boost is an indexed crediting strategy that credits the growth in the underlying index **plus a boost**. If the growth plus the boost is positive for the policy year, then you will earn the growth plus the boost. The boost is the amount added to the percentage change of the index.

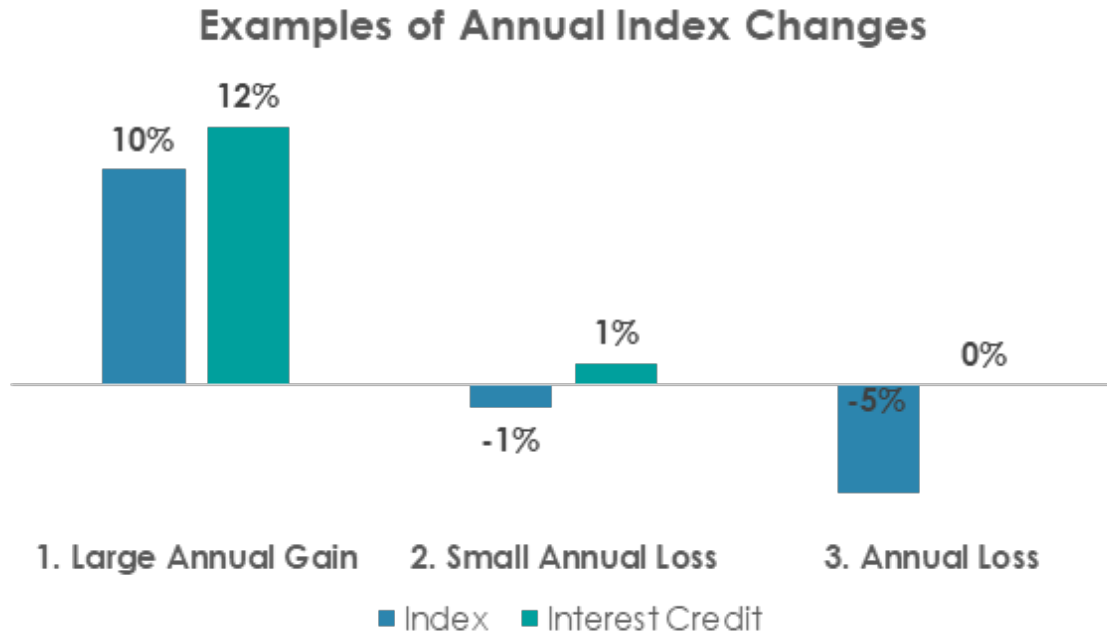
Since the boost is added to the index growth, then you may earn a positive interest credit *even if the underlying index suffered a slight loss for the year*. If the percentage change plus the boost is negative for the policy year, then you will earn an interest credit of 0%. You will never earn less than 0%. (The following page shows an example of this strategy.)

Did you know..?

Some Teton products have a spread that **INCREASES your interest credit?**

Super-charge your accumulation with the Atlas Boost.

Here are a few examples of **Annual Point-to-Point with Boost**:



1. *Large Annual Gain*
The underlying index had an annual gain of 20%. Your interest credit would be 22% (20% plus 2%).
2. *Small Annual Loss*
The underlying index had an annual loss of 1%. Your interest credit would be 1% (-1% plus 2%).
3. *Annual Loss*
The underlying index had an annual loss of 5%. In this case, you will receive the annual floor of 0% as your interest credit. Congratulations! Your retirement savings did not decline.

Key Points:

- The change in the index is based on the index close value at the beginning and end of the policy year.
- Interest credits only occur at the end of the policy year. No interest credits occur during the policy year.
- Spreads/Boosts are declared annually and are guaranteed for one policy year.
- Annual Point-to-Point with Spread/Boost is referred to as Annual Point-to-Point with Spread in the policy form. The Boost is essentially a spread that increases the interest credit.
- Spreads/Boosts may change for future policy years but will always be within the limits set forth in the policy.
- The spread/boost of 2% is only for the purposes of this example and is not intended to represent a specific product.

Annual Point-to-Point with Boost is currently available with the Barclays Atlas 5.



Putting it all together:

There are three steps when deciding how to allocate between the underlying indexes and associated crediting strategies:

1. Decide how much of your account value you'd like tied to the S&P 500® vs Barclays

Atlas 5. There are no limitations – you can allocate 100% to the S&P 500®, 100% to Atlas or a combination of both. Please keep in mind allocations can be updated each policy year.

2. Choose between type of crediting strategy: annual point-to-point, monthly average and monthly point-to-point:

Annual Point-to-Point is very simple since it only looks at the underlying index at the beginning and end of each policy year. However, its performance is highly sensitive to the index close values on those two dates.

Monthly Average is a little more complicated since it uses the underlying index close values at the start of each policy month. However, it's less sensitive to index performance on any one day and can provide more consistent performance.

Monthly Point-to-Point calculates the monthly changes of the underlying index. It can provide stronger adjustments during times when the underlying index is more volatile.

3. Decide which type of adjustment (cap, participation rate or spread) you'd like applied to each type of crediting strategy.

The below table summarizes the crediting strategies available by index:

| | S&P 500® | Barclays Atlas 5 |
|---|----------|------------------|
| Annual Point-to-Point with Cap | X | |
| Annual Point-to-Point with Participation Rate | X | X |
| Annual Point-to-Point with Spread/Boost | | X |
| Monthly Point-to-Point with Cap | X | |
| Monthly Average with Cap | X | |
| Monthly Average with Participation Rate | X | |
| Monthly Average with Spread/Boost | X | |

EQUITABLE'S TETON™ SERIES

powered by **BARCLAYS**



ATLAS

This brochure is for informational purposes only. Review the Certificate of Disclosure document for product details and benefits. Restrictions apply. Neither Equitable Life & Casualty Insurance Company nor its representatives provide legal or tax advice. Consult with your attorney or tax advisor for additional information. Product is NOT: 1) a deposit; 2) FDIC or NCUA insured; 3) insured by any federal government agency; or 4) guaranteed by a bank, savings association or credit union. Guarantees are based on the financial strength and claims-paying ability of Equitable Life & Casualty Insurance Company. Policy form numbers and product availability vary by state.

The "S&P 500®" is a product of S&P Dow Jones Indices LLC, a division of S&P Global, or its affiliates ("SPDJI"), and has been licensed for use by Equitable Life & Casualty Insurance Company ("Equitable"). Standard & Poor's® and S&P® are registered trademarks of Standard & Poor's Financial Services LLC, a division of S&P Global ("S&P"); Dow Jones® is a registered trademark of Dow Jones Trademark Holdings LLC ("Dow Jones"); and these trademarks have been licensed for use by SPDJI and sublicensed for certain purposes by Equitable. Equitable's Teton Fixed Indexed Annuities are not sponsored, endorsed, sold or promoted by SPDJI, Dow Jones, S&P, or their respective affiliates, and none of such parties make any representation regarding the advisability of investing in such product(s) nor do they have any liability for any errors, omissions, or interruptions of the S&P 500®.

“Barclays Atlas 5” Point-to-Point with PR, Point-to-Point with Spread, Point-to-Point with Boost:

“The financial instrument is not sponsored, promoted, sold or supported in any other manner by Solactive AG nor does Solactive AG offer any express or implicit guarantee or assurance either with regard to the results of using the Index and/or Index trade mark or the Index Price at any time or in any other respect. The Index is calculated and published by Solactive AG. Solactive AG uses its best efforts to ensure that the Index is calculated correctly. Irrespective of its obligations towards the Issuer, Solactive AG has no obligation to point out errors in the Index to third parties including but not limited to investors and/or financial intermediaries of the financial instrument. Neither publication of the Index by Solactive AG nor the use of the Index or Index trade mark for the purpose of use in connection with the financial instrument constitutes a recommendation by Solactive AG to invest capital in said financial instrument nor does it in any way represent an assurance or opinion of Solactive AG with regard to any investment in this financial instrument.”

Neither Barclays Bank PLC (**‘BB PLC’**) nor any of its affiliates (collectively **‘Barclays’**) is the issuer or producer of [insert name of Approved Product(s)] and Barclays has no responsibilities, obligations or duties to investors in [insert name of Approved Product(s)]. The [insert name of Barclays Index/Indices] ([the ‘Index’ / collectively, the ‘Indices’]), together with any Barclays indices that are components of the [Index / Indices], [is a trademark / are trademarks] owned by Barclays and, together with any component indices and index data, [is / are] licensed for use by [insert name of the licensee] as the issuer or producer of [insert name of Approved Product(s)] (the ‘Issuer’).

Barclays' only relationship with the Issuer in respect of the [Index / Indices] is the licensing of the [Index / Indices], which [is / are] administered, compiled and published by BB PLC in its role as the index sponsor (the ‘Index Sponsor’) without regard to the Issuer or the [insert name of Approved Product(s)] or investors in the [insert name of Approved Product(s)]. Additionally, [insert name of the licensee] as issuer or producer of [insert name of Approved Product(s)] may for itself execute transaction(s) with Barclays in or relating to the [Index / Indices] in connection with [insert name of Approved Product(s)]. Investors acquire [insert name of Approved Product(s)] from [insert name of the issuer/producer] and investors neither acquire any interest in the [Index / Indices] nor enter into any relationship of any kind whatsoever with Barclays upon making an investment in [insert name of Approved Product(s)]. The [insert name of Approved Product(s)] [is / are] not sponsored, endorsed, sold or promoted by Barclays and Barclays makes no representation regarding the advisability of the [Insert name of Approved Product(s)] or use of the [the Index / Indices] or any data included therein. Barclays shall not be liable in any way to the Issuer, investors or to other third parties in respect of the use or accuracy of the [the Index / Indices] or any data included therein.



EQUITABLE TETON™ & BARCLAYS ATLAS

ELC-FIA-AWGB