


Year End Statistics 2025–2028 Quadrennium

DAVID DOMMISSE
Conference Statistician



Year End Statistics

2025–2028 QUADRENNIUM


Overview

Assets & Liabilities

Local Church Income

Expenses


Membership and Participation



Assets & Liabilities

ASSETS and DEBT


- 24 Market value of church owned land, buildings, vehicles and equipment
 - 25a Cash (report the value of all bank accounts with liquid assets such as checking, savings, money market accounts)
 - 25b Investments (report the value of all investments including endowments and funds held for future building programs or any other special purpose)
 - 25c Market value of any other assets

 - 26 Debt secured by church physical assets such as mortgages
 - 26a Interest rate
 - 26b Monthly payment amount
 - 26c Estimated year of maturity
 - 27 Other debt (report the total of all debt currently held by the church that is not secured by church property assets, such as credit cards, lines of credit, and lease-to-purchase agreements)
- 

Income


LOCAL CHURCH BUDGET

- 51 Number of giving units (report the number of households or individual persons recorded by name as contributors for the year in support of the annual budget and benevolent giving)

 - 52a Amount received through pledges for Budget
 - 52b Amount received from non-pledging, but identified givers for Budget
 - 52c Amount received from unidentified givers in support of the Budget (loose cash)
 - 52d Amount received from interest and dividends
 - 52e Amount received from sale of church assets
 - 52f Amount received through building use fees, contributions, and rentals
 - 52g Amount received through fundraisers and other sources for Budget
- 

Income


CAPITAL CAMPAIGNS and DESIGNATED GIFTS

- 53a Capital campaigns (report the gifts received this year from capital campaigns including interest earned)
 - 53b Memorials, endowments, and bequests (report the gifts received this year designated for memorials, endowments, and bequests not for the Annual Budget)
 - 53c Funds from other sources and projects, including sale of buildings (report any other designated gifts received this year from other sources not for the Annual Budget)
 - 53d Amount received for Special Sundays, General Advances, World Service Specials, and other designated gifts for benevolences
- 

Income


CONNECTIONAL FUNDS and GRANTS

- 54b Advance Specials, apportioned, and connectional funds received by church
- 54c Other grants and financial support from institutional sources



Expenses

DIRECT BENEVOLENT GIVING


- 37 Total amount given directly to United Methodist causes (not sent to the Conference)
 - 38 Total amount given directly to non-United Methodist benevolent and charitable causes
- 

Expenses

PROGRAMS & OPERATIONS


- 46 Total amount spent for local church program expenses (report the total of all amounts spent on local church programs for the purposes of education, witness, outreach, mercy, communication, worship, and other ministries) Do not include amounts given to support benevolences.
- 47 Total amount spent for other local church operating expenses (report operating expenses such as office expenses, property maintenance, insurance, utilities, etc) Do not include expenses related to the parsonage, it is reported on Lines 42a-c.

Note: Program expenses reported here are for the benefit of the members of your church (ie. Sunday School, worship, music, etc) Funds spent on benevolences are reported on line 38 that are related to benefitting the community, locally, regionally, or globally.



Expenses

DEBT SERVICE & CAPITAL EXPENDITURES

- 48 Total amount paid for principal and interest on indebtedness, loans, mortgages, etc.
 - 49 Total amount paid on capital expenditures for building, improvements, and major equipment purchases; report what was paid for new property and buildings, major purchases or new equipment or furnishings such as organs and other musical instruments, heating and cooling equipment, kitchen equipment, audio-visual equipment, furnishings and other major renovations.
- 

Expenses

CLERGY and STAFF

Base Compensation

- 41a Base compensation paid to Senior Pastor or other persons appointed in the lead pastor role of the church (this person could be an elder, deacon, supply pastor, local pastor, retired pastor)
- 41b Base compensation paid to all Associate Pastor(s) appointed to this role of the church
- 41c Base compensation paid to any Deacon not included in lines 41a–b

Housing Benefits

- 42a–c Housing allowances or housing expenses paid by the church for parsonage corresponding with persons reported in lines 41a–c

- 39 Clergy pension benefits paid to VUMPI for CRSP/CPP
- 43 Total amount of accountable reimbursement paid to all persons reported in lines 41a–c
- 44 Total amount of non-accountable cash paid to all persons reported in lines 41a–c
- 45 Total amount paid in salary and benefits for all other church staff and diaconal ministers.

Membership & Participation

MEMBERSHIP ROLL

- 1 Total Professing members reported at the close of last year
- 2a Received this year by Profession of Faith through Confirmation
- 2b Received this year by Profession of Faith other than through Confirmation
- 2c Membership restored by Affirmation of Faith
- 2d Added by Correction
- 2e Transferred in from another United Methodist Church
- 2f Transferred in from a non-United Methodist Church
- 2g Members received from other closed and disaffiliated UMC churches
- 3a Removed by Charge Conference Action
- 3b Withdrawn from Professing Membership
- 3c Removed by Correction
- 3d Transferred out to another United Methodist Church
- 3e Transferred out to a non-United Methodist Church
- 3f Removed by Death
- 4 Total Professing Members at the close of the year

Membership & Participation

ETHNICITY and GENDER

5a Asian

5b Black

5c Hispanic/Latino

5d Native American

5e Pacific Islander

5f White

5g Multiracial


5 Total Professing Membership

6a Female

6b Male


6c Non-Binary

6 Total Professing Membership




Membership & Participation

ATTENDANCE

- 7 Average Attendance at all weekly worship services (report the average in-person attendance at all services held on a consistent weekly basis as the primary opportunity for worship; count all persons including children who participate in part of any of these services) Do not include online worshippers or attendance from irregularly held special services like Christmas Eve.
 - 7a Number of persons who worship online (report the average weekly number of unique viewers who access worship online including those live streaming your worship service and views/downloads of recorded worship services (audio or video), sermons, and/or podcasts) Do not include generic hits/visits to your website.
- 

Membership & Participation


BAPTISMS and OTHER PEOPLE

- 8a Number of persons baptized this year (ages 0–12)
 - 8b Number of persons baptized this year (ages 13 or older)
 - 8 Total number of persons baptized this year
 - 9 Total baptized members who have not become professing members (report the cumulative total of all persons who have been baptized but have not yet made an official profession of faith into full membership)
 - 10 Number of other constituents of the church (report the number of all unbaptized children, church school members, and others who are not members of the church but are in relationship with the congregation and for whom the local church has pastoral responsibility)
- 

Membership & Participation


CHRISTIAN FORMATION GROUPS

Enter all participants in Christian Formation Groups (CFG), counting each person only once, even if they participated in more than one group. This includes Sunday morning groups, other classes and small groups that enhance participants' knowledge and experience of the Bible, spiritual life, and Christian nurture, include Sunday School and Scouts.

- 11a Number of children in CFG including leaders (ages 0–11)
 - 11b Number of youth in CFG including leaders (ages 12–18)
 - 11c Number of young adults in CFG including leaders (ages 19–30)
 - 11d Number of adults in CFG including leaders (ages 31+)
- 


Membership & Participation

CLASSES, VBS, and OTHER GROUPS

- 12 Total enrolled in confirmation prep classes this year including all that participated even if they where not confirmed.
 - 13 Average weekly attendance (all ages) in Sunday School or other weekly education classes
 - 14 Number of participants in Vacation Bible School
 - 15 Number of ongoing Sunday School classes offered
 - 16 Number of ongoing small groups, support groups, or classes offered (other than Sunday School)
 - 17 Number of support groups or small groups offered for a short term only
- 

Membership & Participation

UMM and UMW

- 18a Membership in United Methodist Men (report the total number of men participating in men's ministry programs as reported by the UMM President)
 - 18b Amount paid for projects (UMM)
 - 19a Membership in United Methodist Women (report the total number of members in the local organization as reported by the President)
 - 19b Amount paid for local church and community work (UMW)
 - 20a Number of UMVIM teams sent from this local church
 - 20b Number of persons sent out on UMVIM teams from this local church
- 

Membership & Participation

MISSION

- 21 Total number of community ministries for outreach, justice, and mercy offered by the church (enter the total number of different ministries sponsored by your church (ie. revivals, community events, food banks, homeless shelters, legal services, community nurse, prison ministry) that are offered to the community as a means of outreach, social justice, and/or mercy)
 - 21a Of the ministries counted in Line 21, how many focus on global/regional health?
 - 21b Of the ministries counted in Line 21, how many focus on engaging in ministry with the poor or socially marginalized?
 - 22 Number of persons from your congregation serving in Mission ministries (report the number of individuals who participated on behalf of your church in ministries that intend to transform people in your local community, the region, and the world)
 - 23 Number of persons served by community ministries for outreach, justice, and mercy
- 