


 **First in Quality. Built to Last.**



## **AUTOMATIC BUNDLER PROFESSIONAL SERIES**

## **RELIABLE AUTOMATIC BUNDLING**

EASTEY'S automatic bundler's offers the reliability needed to provide a "bull's-eye closure" on trays, individual, or multi-packed products.

### **MODELS**

EB35A, EB50A, EB70A

### **BUILT RIGHT...PRICED RIGHT**

Proven reliable over and over again, EASTEY's automatic bundler provides you with all the quality features found in much higher priced machines. They are designed and built to give you all the features needed for positive sealing of polyethylene film.

### **RUGGED DESIGN**


EASTEY'S automatic bundler's are expertly welded on 1/4" cold rolled steel frames and designed to handle the day to day abuse of even the most demanding bundling applications. Each bundler utilizes two rolls of single wound film mounted on the same side of the machine and an upper and lower power film unwind for ease of use. See for yourself why EASTEY has been a leader in the shrink packaging industry for over 25 years.

### **STANDARD FEATURES**

- Designed to seal polyethylene films
- 35", 50", and 70" wide hot knife seal system
- 22" adjustable product pass through height
- Infeed product guides where necessary
- Upper and lower powered film unwind for smooth feed of film
- Film loading from left or right side
- Color PLC touchscreen operation for easy adjustments
- Optional password protection
- Self tracking conveyor belt and product indexing
- Flexibility for fully automatic or single product operation
- Left or right angle infeed conveyors available
- Manual infeed available
- 4' conveyor length standard
- 68" max film width
- 12" max film OD
- All-welded main frame from 1/4" cold rolled steel
- Bases supplied with locking casters for easy transport
- Leveling legs to provide sturdy base
- Durable custom two-part epoxy finish resists scratching
- 220v standard. Optional 480V
- Made in the USA
- Easy to use design requires minimal training, maintenance, and trouble free operation

### **OPTIONS**

- Push button manual operation
- Left or right angle powered infeed with product pusher



## 1. Color Touchscreen Panel

Color PLC touchscreen can be password protected if needed

## 2. Control Panel

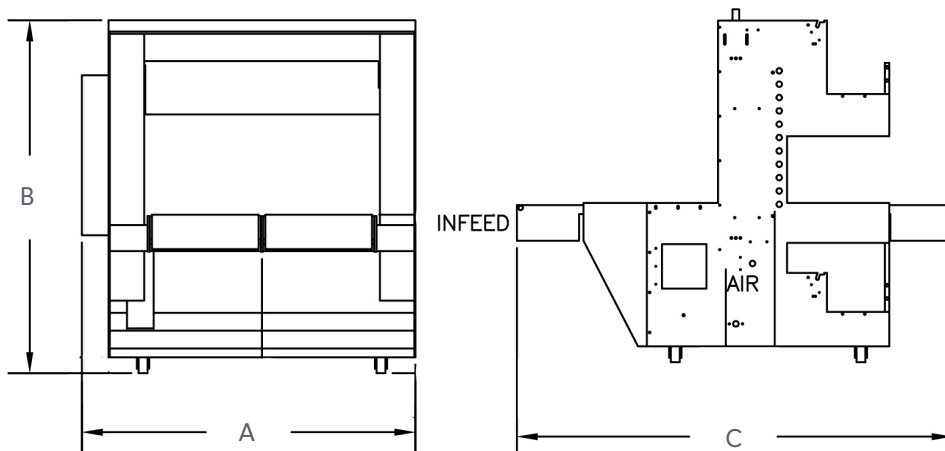
Easy to use control panel lets users adjust dwell time and temperature settings for their specific application

## 3. Rugged Exit Conveyor

Exit conveyor transfers the package into a recommended Eastey shrink bundling tunnel to produce a very tight and secure package

## 4. Hot Knife

35", 50", & 70", hot knife seal system ensures a clean, positive, and even seal every time



MODEL NUMBER	MACHINE DIMENSIONS			SEAL DIMENSIONS		CONVEYOR DIMENSIONS		STANDARD POWER			WEIGHT	SHP WT.
	WIDTH (A)	HEIGHT (B)	LENGTH (C)	WIDTH	HEIGHT	WIDTH	LENGTH	VOLTS	AMPS	PHASE		
EB35A	61"	79"	98"	35"	22"	37"	98"	220	10	1	2300 lbs	2500 lbs
	154 cm	200 cm	248 cm	88 cm	55 cm	93 cm	248 cm				1043 kg	1133 kg
EB50A	76"	79"	98"	50"	22"	52"	98"	220	15	1	2800 lbs	3000 lbs
	72 cm	200 cm	248 cm	127 cm	55 cm	132 cm	248 cm				1270 kg	1360 kg
EB70A	96"	79"	98"	70"	22"	72"	98"	220	20	1	3300 lbs	3500 lbs
	243 cm	200 cm	248 cm	177 cm	55 cm	182 cm	248 cm				1496 kg	1587 kg