Views that Matter

Race and Opinions on Climate Change of Boston Area Residents

Sustainable Solutions Lab
UMASS BOSTON

The Hyams FOUNDATION

Barr Foundation

A Report from the Sustainable Solutions Lab at the University of Massachusetts Boston and the Hyams Foundation

Views that Matter

Race and Opinions on Climate Change of Boston Area Residents

A Report from the Sustainable Solutions Lab
at the University of Massachusetts Boston and the Hyams Foundation

SEPTEMBER 2020

UMASS BOSTON Sustainable Solutions Lab
The Hyams FOUNDATION
Barr Foundation

Authors

Lorena M. Estrada-Martínez
Assistant Professor of Public Health, School for the Environment, UMass Boston

Paul Watanabe
Professor of Political Science and Director of the Institute for Asian American Studies, UMass Boston

Katsyris Rivera-Kientz
Doctoral Student, Sociology, UMass Boston

About the Sustainable Solutions Lab

The Sustainable Solutions Lab (SSL) is an interdisciplinary research institute at UMass Boston that is a partnership among five schools and four institutes within the university: the College of Liberal Arts, the College of Management, the College of Nursing and Health Sciences, the McCormack Graduate School of Policy and Global Studies, the School for the Environment, the Institute for Asian American Studies, the Institute for New England Native American Studies, The Mauricio Gaston Institute for Latino Community Development and Public Policy, and The William Monroe Trotter Institute for the Study of Black History and Culture.

SSL's mission is to understand the disproportionate impacts of climate change on historically marginalized communities and work with them to develop sustainable and equitable solutions.

About the Hyams Foundation

The Hyams Foundation is a private, independent foundation with a mission of increasing economic, racial and social justice and power within low-income communities in Boston and Chelsea, Massachusetts.

Our vision for the future is a society in which systems and structures are transformed to create the conditions for increased collective well-being and produce equitable power, access, opportunities and outcomes, *regardless of race.*

The Foundation's one overarching goal is to dismantle persistent, racialized economic disparities in Boston and Chelsea, Massachusetts.

Acknowledgements

The Sustainable Solutions Lab (SSL) at UMass Boston identified the need to solicit the views on climate change of Boston-area residents of color as a key part of a larger strategic planning process, undertaken with support from the Barr Foundation. After discussions with the Hyams Foundation, SSL agreed, with support from Hyams, to conduct this survey project and to have the MassINC Polling group administer the survey.

We want to thank David Moy and Sergio Marín Luna of the Hyams Foundation for their advice and support, and Steve Koczela and Maeve Duggan of the MassINC Polling Group for guiding the design of the survey instrument and administration of the survey. Several people affiliated with SSL deserve recognition as well, including its Director, Rebecca Herst, as well as Rosalyn Negrón, Dadasaheb Tandale, and members of the SSL survey working group.

Staff from UMass Boston's Institute for New England Native American Studies, William Monroe Trotter Institute, Gastón Institute for Latino Community Development and Public Policy, and Institute for Asian American Studies assisted in this project, including Cedric Woods, Quito Swan, Barbara Lewis, Lorna Rivera, Fabián Torres-Ardila, and Shauna Lo. Courtney Humphries and David Gerratt made important contributions in editing and designing the report. Finally, we want to thank Semra Aytur, Patrick Kinney, and Julie Wormser for their comments and suggestions after reviewing an advanced draft of the report.

Lorena M. Estrada-Martínez
Paul Watanabe
Katsyris Rivera-Kientz

SEPTEMBER 2020

© 2020 Sustainable Solutions Lab, UMass Boston

DESIGN: David Gerratt/NonprofitDesign.com

CONTENTS

1 **Introduction**

2 **Summary of Key Findings**

4 **Comparing Views on Climate Change**

- 5 Something's Happening Here: What, Why, How
- 5 No Time to Waste: Action, Leadership, Policies
- 10 Weathering Climate Changes: Racial Disparities in Planning, Preparedness, and Resilience

14 **Observations on Specific Groups**

- 15 Asian Americans
- 17 Blacks/African Americans
- 19 Latinos/as
- 21 Whites

24 **Conclusion**

25 **About the Survey**

27 **Appendix: Survey Responses by Race and Ethnicity**

FIGURES

5 **Figure 1** Is climate change real?

6 **Figure 2** Causes of climate change

Figure 3 Seriousness of climate change if unaddressed

7 **Figure 4** Will climate change impact groups equally?

Figure 5 Is it too late to stop climate change?

8 **Figure 6** Agree that major or moderate changes are needed to stop climate change

Figure 7 Timing of response to climate change

9 **Figure 8.1** Residents' support for Massachusetts state government policy proposals to address climate change

Figure 8.2 Residents' opposition for Massachusetts state government policy proposals to address climate change

10 **Figure 9** Major or moderate lifestyle changes in response to climate change

Figure 10 Residents who describe their region, neighborhood, and family as "very prepared"

11 **Figure 11** Residents' perceptions of preparedness for high- and low-income neighborhoods

12 **Figure 12** Do you have a plan for…?

Figure 13 Amount of thought about the impact of climate change on human health

13 **Figure 14** Impact on existing and new health conditions

15 **Figure 15** Asian American perceptions of impacts of climate change

16 **Figure 16** State policy options identified by Asian Americans as a "high priority"

17 **Figure 17** Black perceptions of impacts of climate change

18 **Figure 18** State policy options identified by Blacks as a "high priority"

19 **Figure 19** Latino/a perceptions of impacts of climate change

20 **Figure 20** State policy options identified by Latinos/as as a "high priority"

21 **Figure 21** White perceptions of impacts of climate change

22 **Figure 22** State policy options identified by whites as a "high priority"

INTRODUCTION

A growing body of research finds that climate change places a disproportionate burden on communities of color in the United States. In spite of this evidence, important discussions taking place about climate change—such as how it is experienced, which policy solutions are most critical, and how we can prepare for and adapt to its impacts—often leave out the voices of the very communities most affected.

In Massachusetts, for instance, numerous statewide surveys have gathered information about residents' attitudes and beliefs about climate change, but to date no studies have been designed to include the views of a large sample of residents of color. This deficiency is particularly striking in urban areas such as Greater Boston, in which people of color are a large and growing portion of the population. As a result, many policy debates are taking place and decisions are being made in the absence of good data about the opinions of large and critically important segments of the population.

This report from the Sustainable Solutions Lab at UMass Boston with support from the Hyams Foundation addresses this gap for Greater Boston. It presents the results of a survey administered by the MassINC Polling Group to more than 900 Asian American, Black, Latino/a, and white residents in Boston, Brookline, Cambridge, Chelsea, Everett, Lynn, Quincy, Revere, Somerville, and Winthrop. By engaging in a systematic effort to secure robust samples from communities of color (at least 200 responses from each group), the data reported here establish a baseline of perspectives from these communities. The findings represent a broad accounting of the views of communities of color in Greater Boston, and they reveal some shared views across racial groups, as well as key differences.

The goal of this survey is to bring a more nuanced view of perspectives on climate change in the Greater Boston region and, ultimately, to provide an impetus for future chroniclers of public opinion about climate change to include the important and too-often silenced views of residents of color.

SUMMARY OF KEY FINDINGS

- Residents of the Greater Boston region, regardless of race, widely believe that climate change is indeed happening in Massachusetts. Those claiming that climate change "has probably not been happening" represent a small sector of each group, and fewer Asian American and Latino/a residents take this viewpoint than Blacks or whites.
- Residents generally agree that climate change is currently or will soon be causing coastal flooding, rising sea levels, heat waves, and extreme storms. Within these broad levels of agreement, some specific racial tendencies are apparent. White residents, for example, are the ones most likely to indicate that the region is already experiencing climate change for all impacts except extreme levels of snowfall.
- For those who believe that climate change is "probably happening," all communities share the view that if nothing is done to address climate change, it poses a "very" or "somewhat serious" problem. Asian Americans, Latinos/as, and Blacks are more inclined than whites to identify climate change as a "serious problem," and they are less likely to claim that not addressing climate change will lead to consequences that are "not too serious" or "not serious at all."
- White respondents are the most inclined to view climate change impacts as affecting some people more than others. Respondents of color are more inclined than whites to believe that the effects are shared "equally."
- By a margin of about 2 to 1, respondents of all groups believe that climate change "can be stopped," as opposed to believing that "it is too late" to alter the course of climate change.
- All racial groups identify global warming as a "high priority" issue, with slightly fewer white residents choosing this category than residents of other groups.
- Respondents overwhelmingly agree that combating climate change requires policy changes, especially "major" ones at the federal and state levels, and that state and local governments should take the lead in making necessary changes.
- When asked about their level of support for or opposition to a series of specific policy measures, residents are overwhelmingly in favor of every option, as measured by those who are "strongly supportive" and "somewhat supportive." Improving transportation is the area with the strongest support. Flooding buffers, enhanced state funding for community projects, and wind power also receive strong support, while revising zoning laws garners weaker support. While the majority of respondents of all races are generally supportive of these policies, white residents voice the strongest opposition, with whites representing the largest share of residents who say they "strongly oppose" every policy option.
- Respondents regardless of race embrace the need to make "major" or "moderate" changes in their own lives to address climate change.
- When asked to rate the preparedness of their region for dealing with climate change, only a small number of respondents choose "very prepared."
- Neither high- nor low-income neighborhoods are viewed by most residents as "very prepared." High-income neighborhoods, however, are regarded as five times more likely than low-income neighborhoods to be "very prepared" to respond to the effects of climate change.

- Few residents describe their own neighborhoods and families as “very prepared” for the effects of climate change. Asian Americans are the least likely to describe either as “very prepared.”
- Racial disparities are particularly acute in planning and preparing for a severe climate-induced weather event. Disparities are reported between residents of color and whites in the availability of home insurance; adequate food, medicines, and other necessities; and evacuation plans. When asked whether they would have access to food, medicines, and other necessities, 59% of white residents, 54% of Latinos/as, and 48% of Blacks and Asian Americans reply “yes.” Among all racial groups, more residents report that they do not have plans to evacuate should the need arise than those who do.
- Although only about one in three residents report that they have thought “a great deal” about the impact of climate change on people’s health, over 70% of all groups believe that climate change will worsen existing health conditions and lead to new health challenges.

Comparing Views on Climate Change

Comparing Views on Climate Change

Something's Happening Here: What, Why, How

Nearly 90% of Boston-area residents believe that perceptible climate change "has been happening" (Figure 1). However, white (11%) and Black (9%) residents are twice as likely as Asian American (5%) and Latino/a (5%) residents to believe it "has not been happening." Most Asian American and white respondents regard "human activities" as responsible for climate change, while 53% of Latinos/as and 49% of Blacks believe both "human activities," and "natural changes," are to blame (Figure 2, p.6).

Residents from all racial and ethnic groups overwhelmingly share the view that climate change is already or very likely impacting coastal flooding, rising sea levels, heatwaves, powerful storms, inland flooding, extreme snowfall, eroding coastlines, changes in animal habitats, and changes in agriculture in the state of Massachusetts (Figures 15, p.15, 17, p.17, 19, p.19, and 21, p.21).

Among the majority of respondents who believe that climate change is happening, across all groups at least 85% feel that inaction on climate change poses a "very" or "somewhat serious" problem for Massachusetts (Figure 3, p.6). White respondents are more likely than respondents of color to believe that if climate change is not addressed, it will "not be serious at all."

White residents are more likely than residents of color to believe that climate change will have differential impacts across social groups. Conversely, the majority of Latinos/as (58%), Asian Americans (55%), and Blacks (53%) believe that residents will be affected "equally" (Figure 4, p.7).

No Time to Waste: Action, Leadership, Policies

Greater Boston residents overwhelmingly believe that climate change is occurring and that it poses serious challenges. About two-thirds of respondents, however, believe that actions can still be taken to reverse its damaging effects, compared to about one in five who believe it's too late (Figure 5, p.7).

Most residents agree that climate change is a severe problem that should be addressed as an essential public policy issue.

FIGURE 1

Is climate change real?

You may have heard about the idea that the world's temperature has been going up slowly over the past 100 years, often called climate change or global warming. Do you think this has…

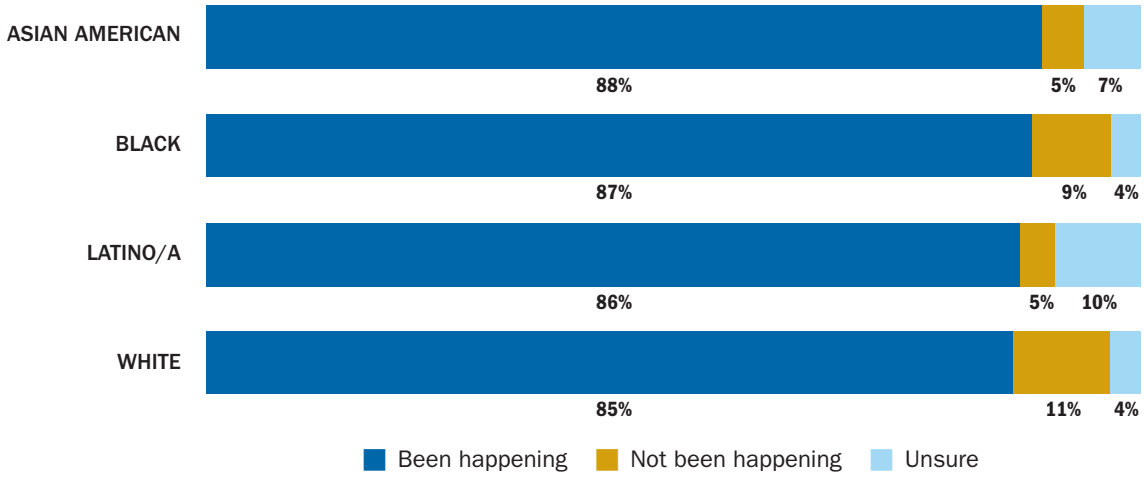

Source: The SSL/Hyams Foundation Survey of Greater Boston residents (n=964). Collected by MassINC Polling Group, Oct-Nov 2019.

FIGURE 2

Causes of climate change

Do you believe climate change is due to _____ ?

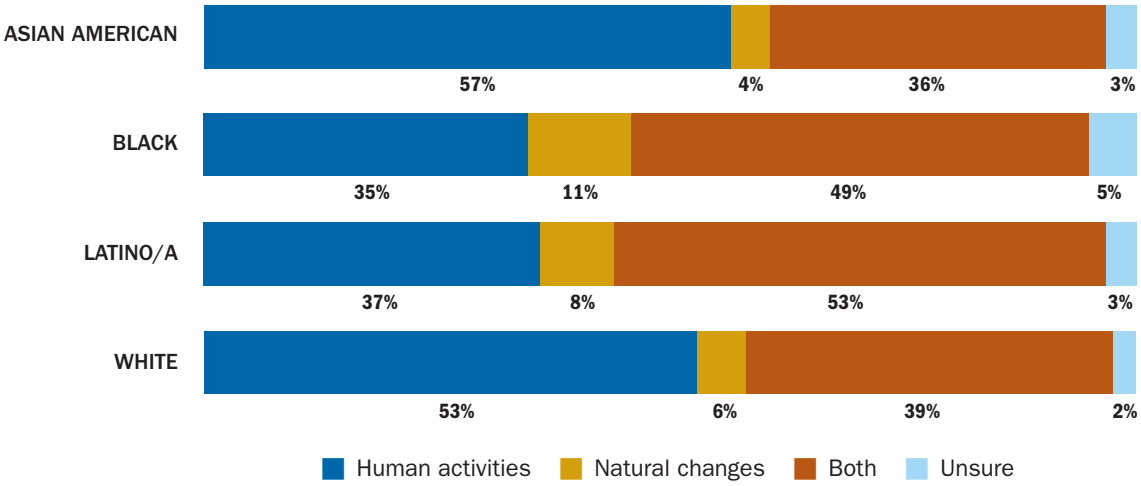

FIGURE 3

Seriousness of climate change if unaddressed

If nothing is done to reduce climate change in the future, how serious of a problem do you think it will be for Massachusetts?

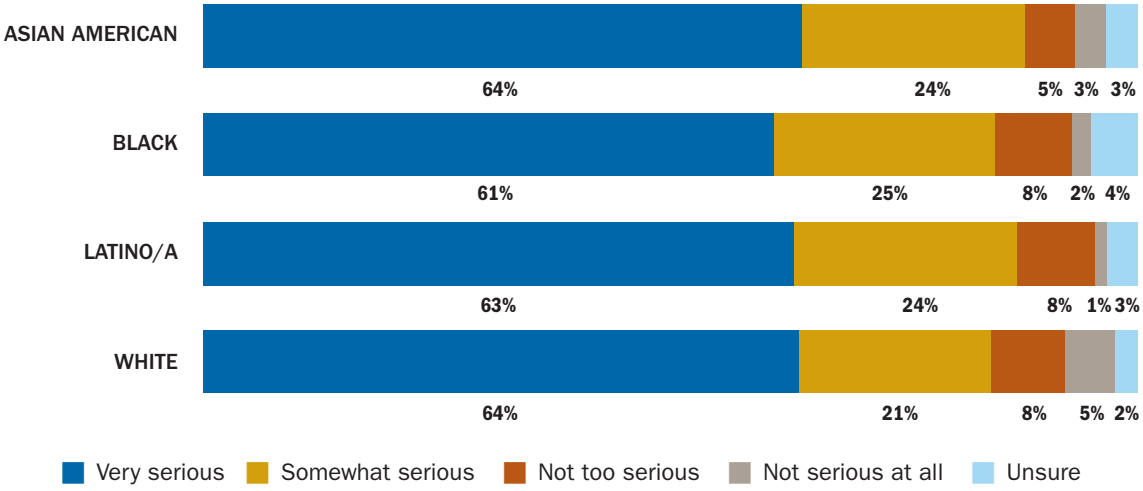

Source: The SSL/Hyams Foundation Survey of Greater Boston residents (n=964). Collected by MassINC Polling Group, Oct-Nov 2019.

Residents from all racial and ethnic groups overwhelmingly share the view that climate change is already or very likely impacting coastal flooding, rising sea levels, heatwaves, powerful storms, inland flooding, extreme snowfall, eroding coastlines, changes in animal habitats, and changes in agriculture in the state of Massachusetts.

FIGURE 4

Will climate change impact groups equally?

Climate change will cause...

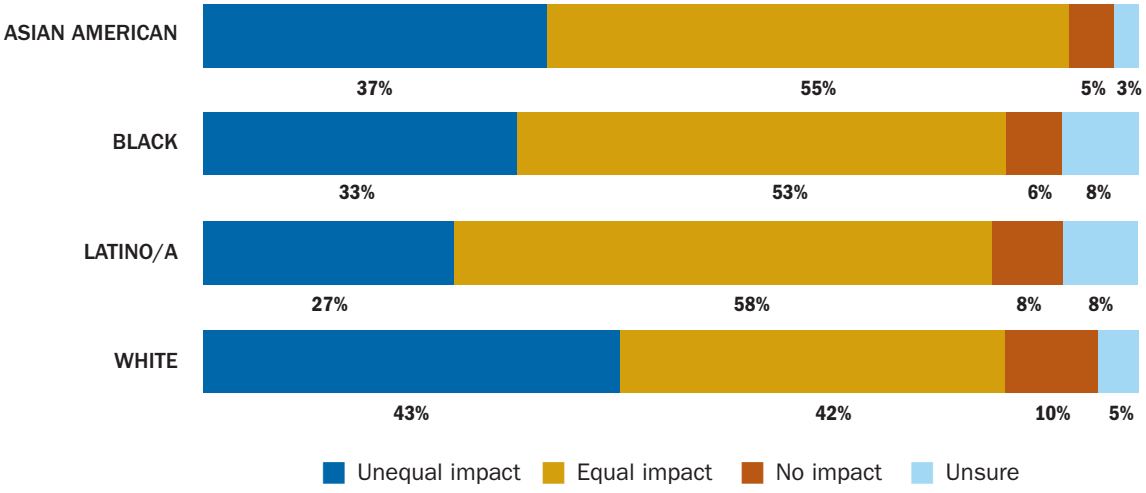

Source: The SSL/Hyams Foundation Survey of Greater Boston residents (n=964). Collected by MassINC Polling Group, Oct-Nov 2019.

FIGURE 5

Is it too late to stop climate change?

If global action were taken to try to stop climate change by reducing carbon emissions, do you think future effects of climate change could be stopped or is it already too late?

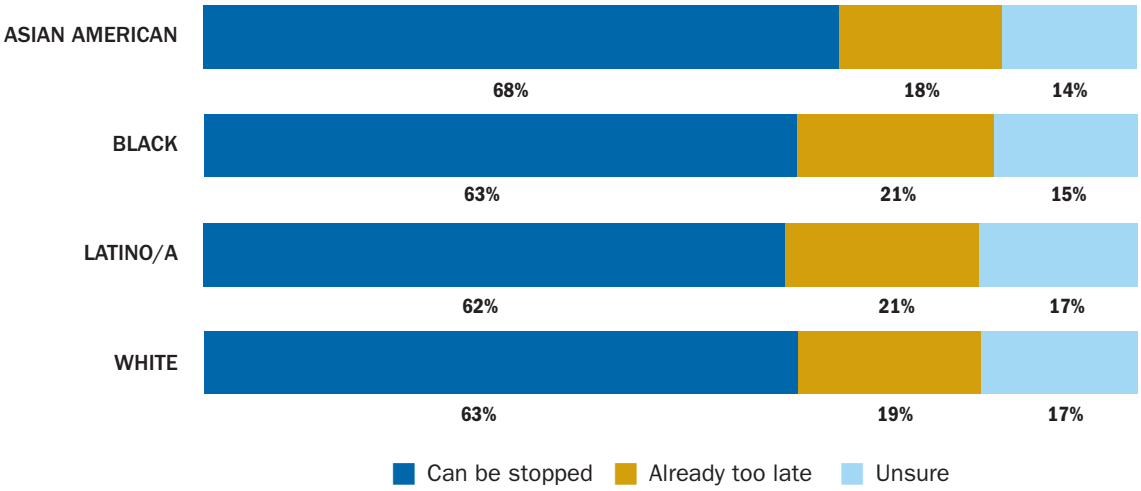

Source: The SSL/Hyams Foundation Survey of Greater Boston residents (n=964). Collected by MassINC Polling Group, Oct-Nov 2019.

Greater Boston residents overwhelmingly believe that climate change is occurring and that it poses serious challenges. About two-thirds of respondents, however, believe that actions can still be taken to reverse its damaging effects, compared to about one in five who believe it's too late.

FIGURE 6

Agree that major or moderate changes are needed to stop climate change

Thinking about actions the federal/state government could take, how much national policy change do you think would be required to reduce carbon pollution enough to stop climate change?

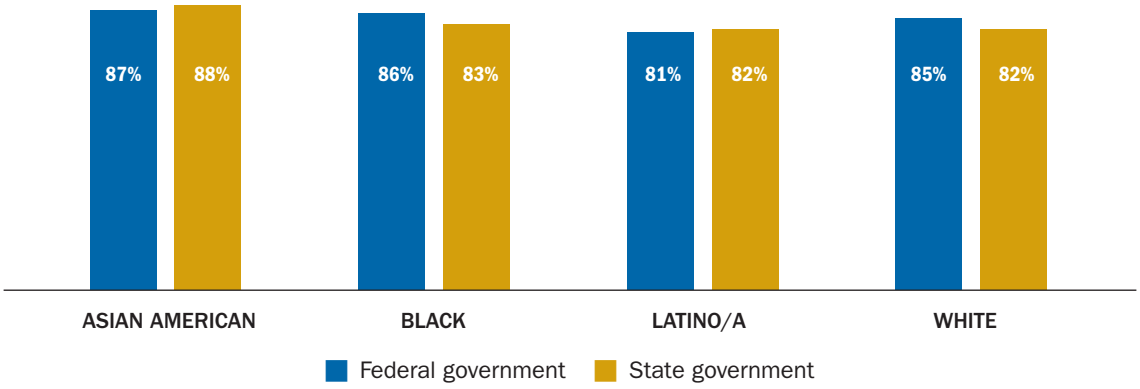

Source: The SSL/Hyams Foundation Survey of Greater Boston residents (n=964). Collected by MassINC Polling Group, Oct-Nov 2019.

Two-thirds of residents across groups identify global warming[1] as a "high priority" policy topic. More white respondents (14%) view global warming as a low priority compared to residents of color (8% of Blacks, 10% of Asian Americans, and 11% of Latino/a residents). For additional discussion of high priority issues, see the following sections of this report that detail results from each racial group (Figures 16, p.16, 18, p.18, 20, p.20, and 22, p.22).

By over a four-to-one margin, residents overwhelmingly agree that moderate to major federal- and state-led policy changes are called for to stop climate change (Figure 6). Furthermore, respondents believe that Massachusetts state and local governments should be leaders in setting the pace for implementing necessary changes (Figure 7).

FIGURE 7

Timing of response to climate change

In responding to climate change, do you think _____ should act ahead of others?

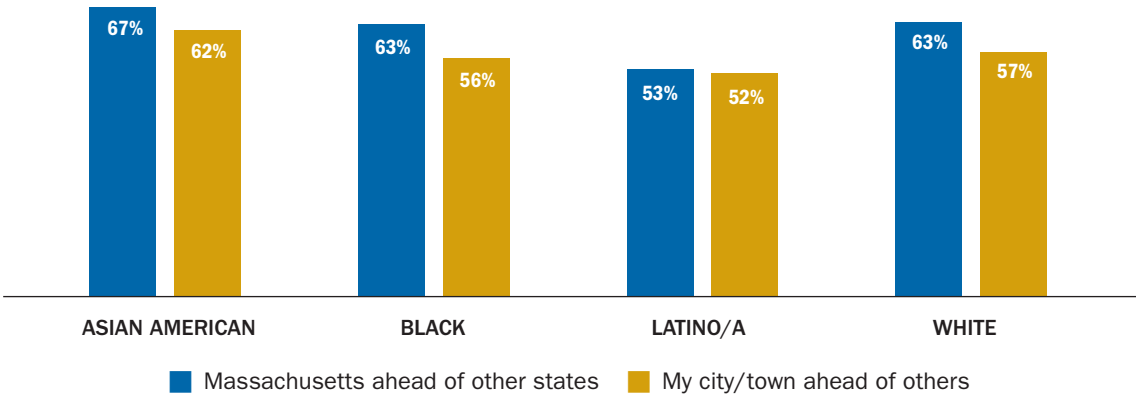

Source: The SSL/Hyams Foundation Survey of Greater Boston residents (n=964). Collected by MassINC Polling Group, Oct-Nov 2019.

1 For this question only, respondents were given two wordings, with half asked about "global warming" and half asked about "climate change." The question was posed in this manner to distinguish an older and now less commonly used term, "global warming," from a much more common term, "climate change." Notably, for all groups, the "global warming" designation elicited higher priority responses.

FIGURE 8.1

Residents' support for MA state government policy proposals to address climate change

Would you support or somewhat support each idea?

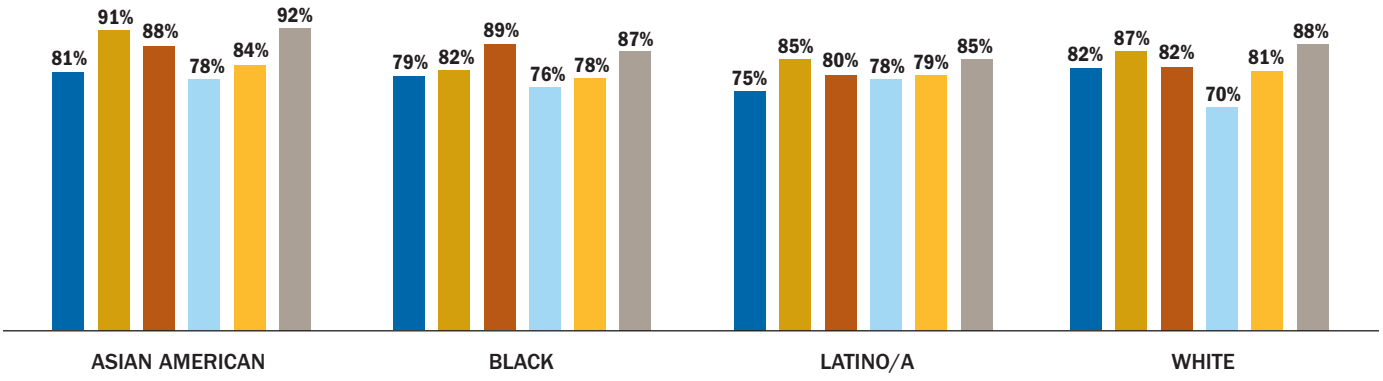

FIGURE 8.2

Residents' opposition for MA state government policy proposals to address climate change

Would you oppose or somewhat oppose each idea?

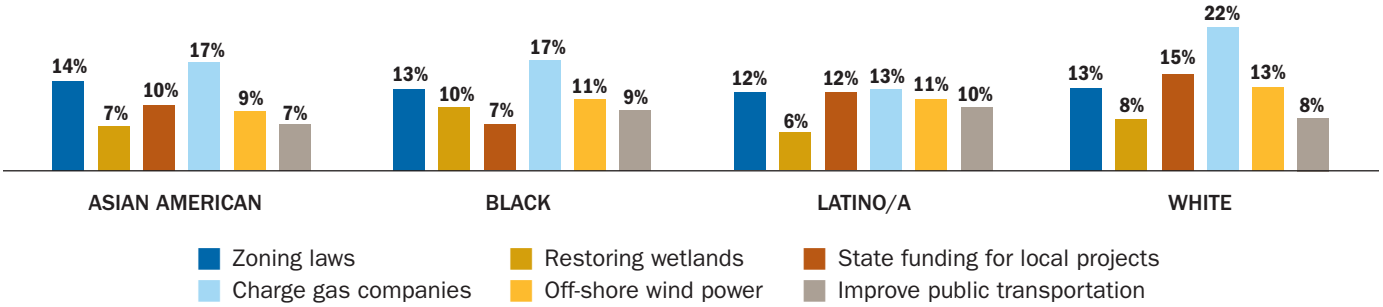

Source: The SSL/Hyams Foundation Survey of Greater Boston residents (n=964). Collected by MassINC Polling Group, Oct-Nov 2019.

Respondents have varying levels of enthusiasm for specific policy proposals. Residents across all racial and ethnic groups "strongly support" or "somewhat support" improving transportation (Figure 8.1). They also overwhelmingly support restoring wetlands as flood buffers, enhancing state funding for cities and towns to spend on climate change preparedness, and moving toward offshore wind power. More white respondents indicate that they are "opposed" or "strongly opposed" to policy proposals to develop offshore wind power (13%), provide state funding to local governments (15%), and charge gasoline companies fees for clean energy (22%) than respondents of color (Figure 8.2).

Greater Boston residents understand that individuals' willingness to make changes to their daily lives will be critical to stopping climate change. Notably, 86% of Latinos/as and Asian Americans view "major" or "moderate" life changes as necessary, followed by 85% of Blacks, and 83% of whites. Residents are also in broad agreement that doing nothing about climate change will mean having significant life changes imposed on them (Figure 9, p.10).

Greater Boston residents understand that individuals' willingness to make changes to their daily lives will be critical to stopping climate change.

FIGURE 9

Major or moderate lifestyle changes in response to climate change

How much change to how we live do you think would be required to reduce carbon pollution enough to stop climate change? If nothing is done to stop climate change in the future, how much do you think the impacts of climate change will change how you live?

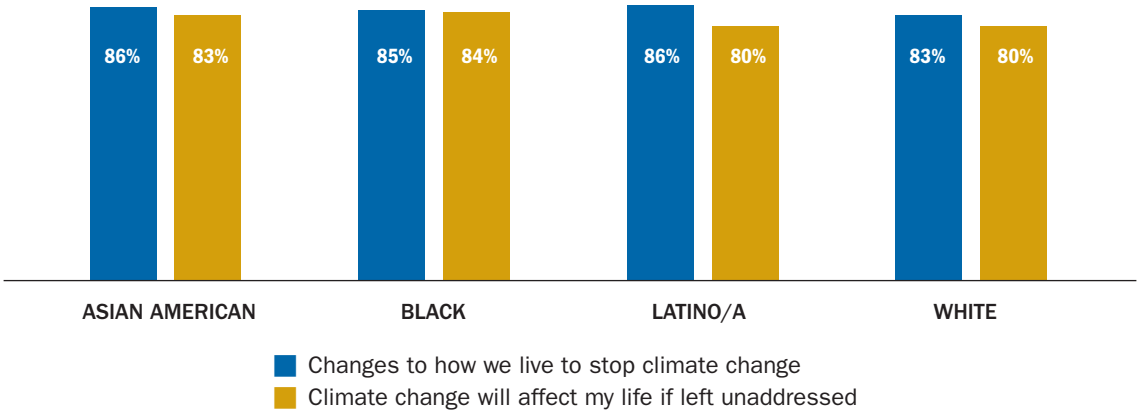

Source: The SSL/Hyams Foundation Survey of Greater Boston residents (n=964). Collected by MassINC Polling Group, Oct-Nov 2019.

Weathering Climate Changes: Racial Disparities in Planning, Preparedness, and Resilience

While the vast majority of Greater Boston residents strongly agree that climate change is a serious, imminent threat, they provide sobering assessments of our preparedness for extreme weather events such as storms, droughts, and heat waves.

Overall, residents have little confidence in the preparedness of their own region, neighborhoods, and families. Less than 15% of Boston-area residents feel that their region of the state is "very prepared" to deal with a severe weather event. This opinion ranges from 14% among Blacks, 10% among Latinos/as, 8% among Asian Americans, to 7% among whites (Figure 10). The balance of assessments is more negative at the neighborhood and family levels.

FIGURE 10

Residents who describe their region, neighborhood, and family as "very prepared"

How well prepared do you think your (region of the state/neighborhood/family) is for the severe weather effects often associated with climate change?

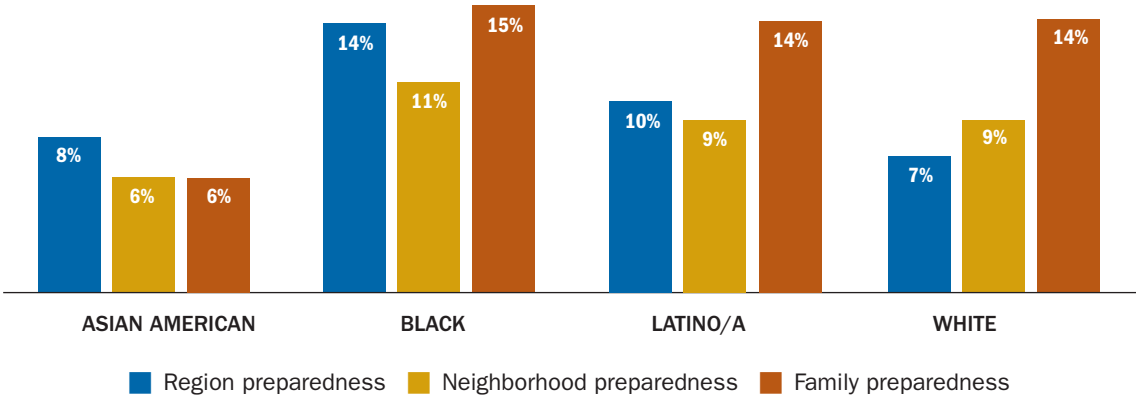

Source: The SSL/Hyams Foundation Survey of Greater Boston residents (n=964). Collected by MassINC Polling Group, Oct-Nov 2019.

Only 6% of Asian Americans, 9% of Latinos/as and whites, and 11% of Blacks describe their neighborhood as "very prepared." The same pattern emerges among communities of color when asked to assess the preparedness of their own family. Once again, 6% of Asian American residents consider their family to be "very prepared," followed by 14% of Latinos/as and 15% of Blacks. Black residents are the most inclined of all groups to describe their region, neighborhood, and family as "very prepared."

Few residents view neighborhoods in general, both high- and low-income, as "very prepared." High-income neighborhoods are described as "very prepared" by 26% of Blacks, 22% of Latinos/as, 17% of whites, and 15% of Asian Americans (Figure 11). Only 6% of Latinos/as, 5% of whites and Blacks, and 3% of Asian Americans believe that low-income neighborhoods are "very prepared." Across all groups, high-income neighborhoods are five times more likely to be thought of as "very prepared" to respond to severe weather events than low-income neighborhoods.

The level of self-reported preparedness for severe weather events differs significantly between whites and residents of color, and in general, Asian Americans report being the least prepared (Figure 12, p.12). For example, 74% of white residents report having insurance to protect their home and belongings, compared to 57% of Blacks, and 54% of Latinos/as and Asian Americans. Plans to evacuate one's home during a severe weather event are another important measure of preparation, yet the majority of residents do not have a plan for such an emergency, with Asian Americans (at 41%), trailing other

FIGURE 11

Residents' perceptions of preparedness for high- and low-income neighborhoods

How well prepared do you think _____ are for the severe weather effects often associated with climate change?

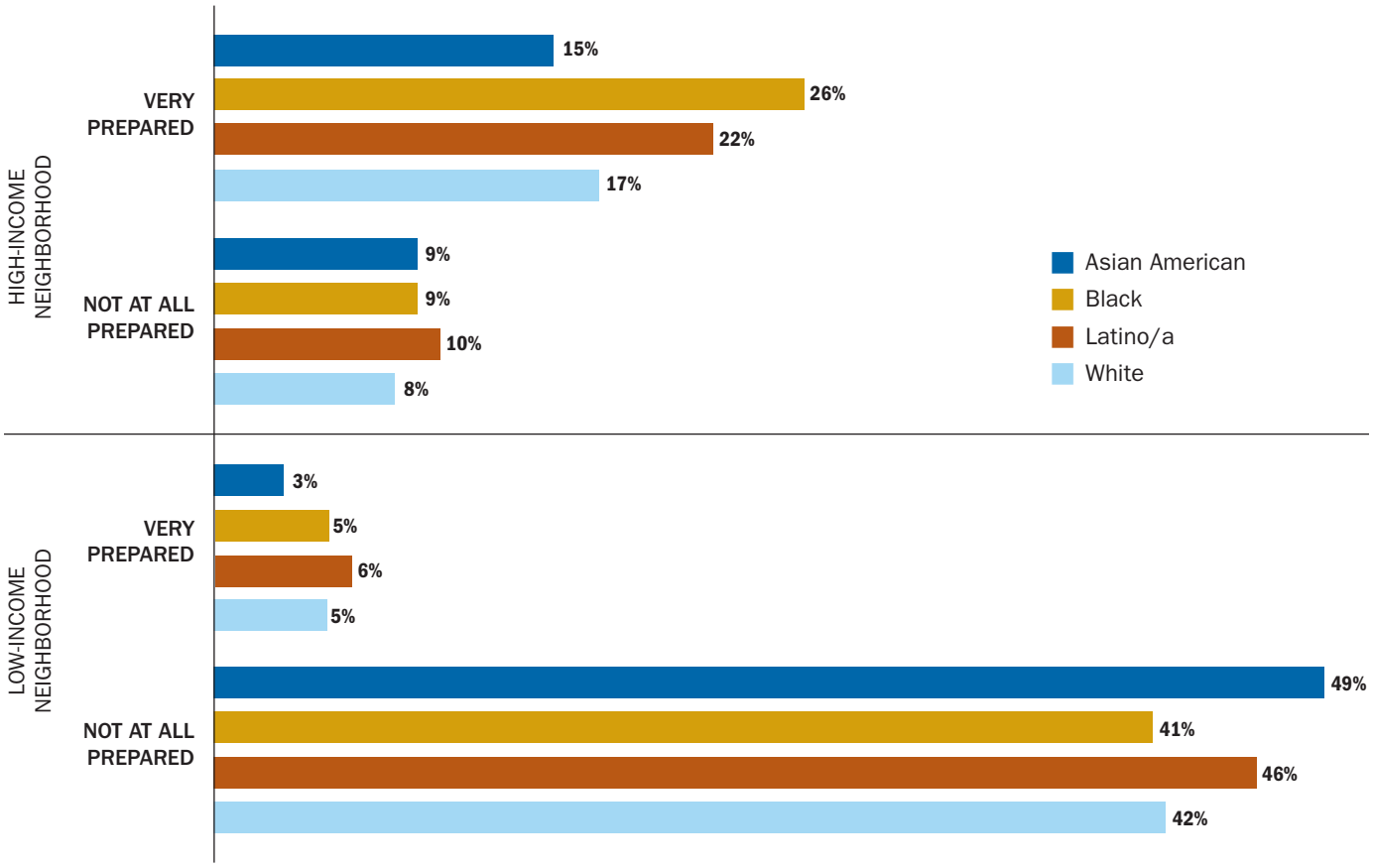

Source: The SSL/Hyams Foundation Survey of Greater Boston residents (n=964). Collected by MassINC Polling Group, Oct-Nov 2019.

FIGURE 12

Do you have a plan for . . . ?

If there were a severe weather event where you live, do you have...?

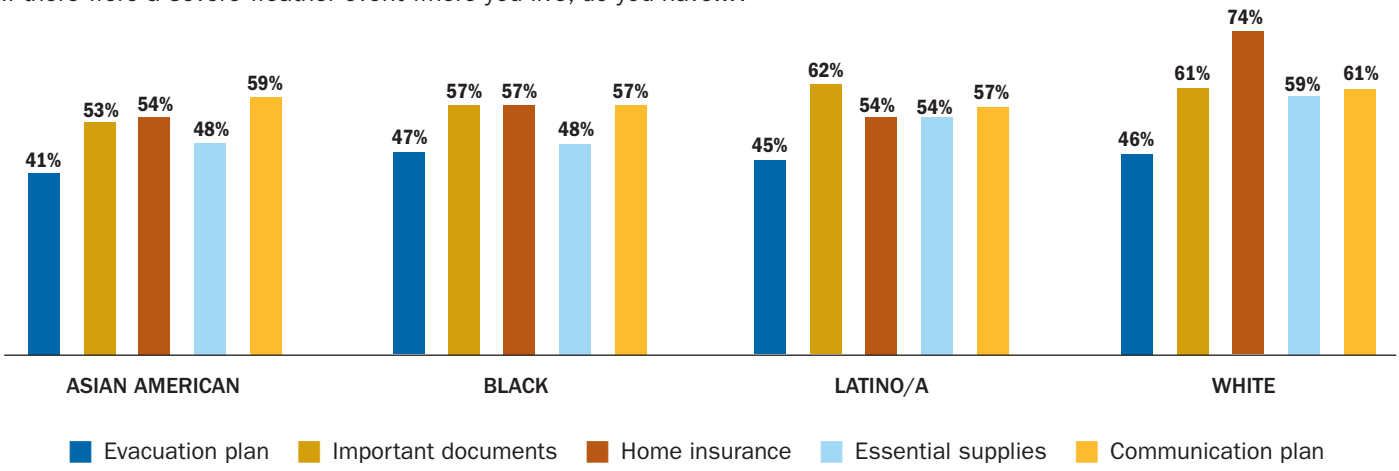

Source: The SSL/Hyams Foundation Survey of Greater Boston residents (n=964). Collected by MassINC Polling Group, Oct-Nov 2019.

groups by 4 to 6 percentage points. Slightly less than half of Asian American and Black respondents indicate that they would have adequate access to food, medicines, and other necessities; 59% of white and 54% of Latino/a respondents indicate the same. The majority of respondents across all groups felt they would be able to communicate with friends and family in the case of a crisis.

Finally, most Greater Boston respondents across all groups have given "a great deal" or "a moderate amount" of thought to the possible impacts of climate change on peoples' health (Figure 13). Over 70% of them agree that climate change will worsen existing health conditions and cause people to develop new health problems (Figure 14, p.13).

FIGURE 13

Amount of thought about the impact of climate change on human health

Before taking this survey, how much, if at all, had you thought about how climate change might affect people's health?

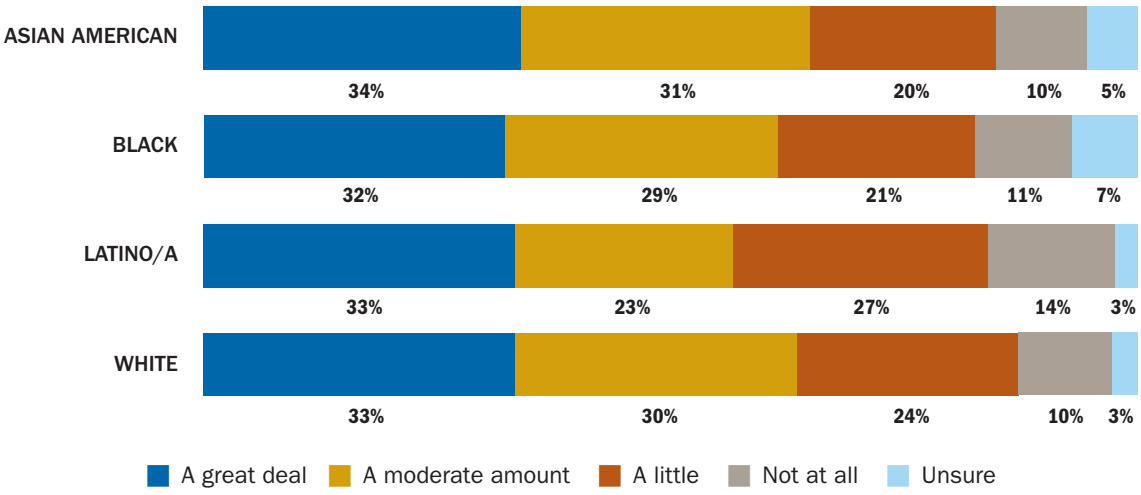

Source: The SSL/Hyams Foundation Survey of Greater Boston residents (n=964). Collected by MassINC Polling Group, Oct-Nov 2019.

FIGURE 14

Impact on existing and new health conditions

Thinking about the possible impacts of climate change, do you think… 1) it will make existing health conditions worse? 2) it will cause people to develop new conditions?

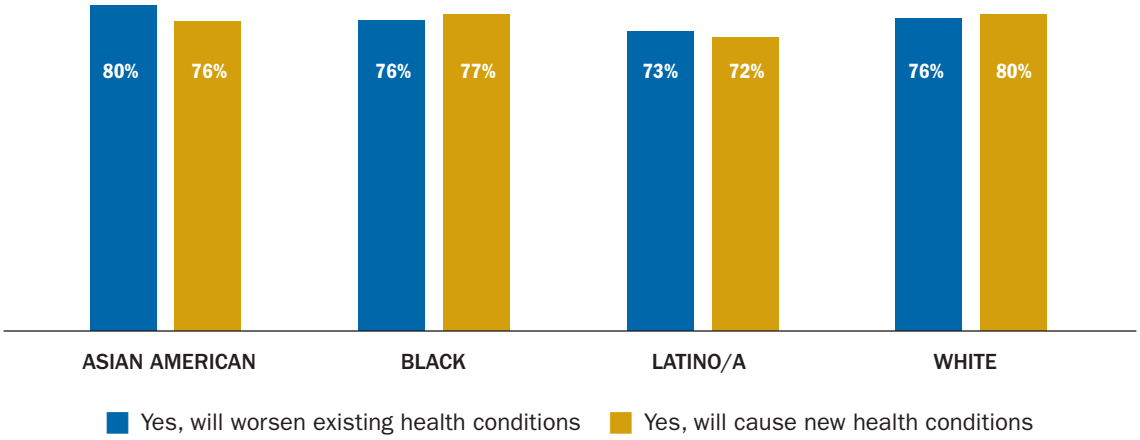

Source: The SSL/Hyams Foundation Survey of Greater Boston residents (n=964). Collected by MassINC Polling Group, Oct-Nov 2019.

Racial disparities are particularly acute in planning and preparing for a severe climate-induced weather event. Disparities are reported between residents of color and whites in the availability of home insurance; adequate food, medicines, and other necessities; and evacuation plans.

Observations on Specific Groups

Observations on Specific Groups

Asian Americans

Asian American respondents clearly acknowledge the reality of climate change, with nearly nine in ten agreeing that climate change has been occurring (Figure 1, p.5). More Asian Americans think climate change is due to "human activities" (57%) than any other group (Figure 2, p.6). They are also the least likely (4%) to attribute it solely to "natural changes" in the environment. Asian Americans believe that climate change will be a severe problem if nothing is done (90%) and that it should be a "high priority" for the Commonwealth of Massachusetts (Figures 3, p.6 & 16, p.16).

Asian American residents are convinced that climate change is manifesting itself in various extreme weather events, rising sea levels, coastal erosion, inland flooding, and changes to the state's animal habitats and agriculture (Figure 15). Although aware and concerned about climate

FIGURE 15

Asian American perceptions of impacts of climate change

Do you think each of the following impacts of climate change are already happening here in Massachusetts, or will happen in the next 5 years due to climate change?

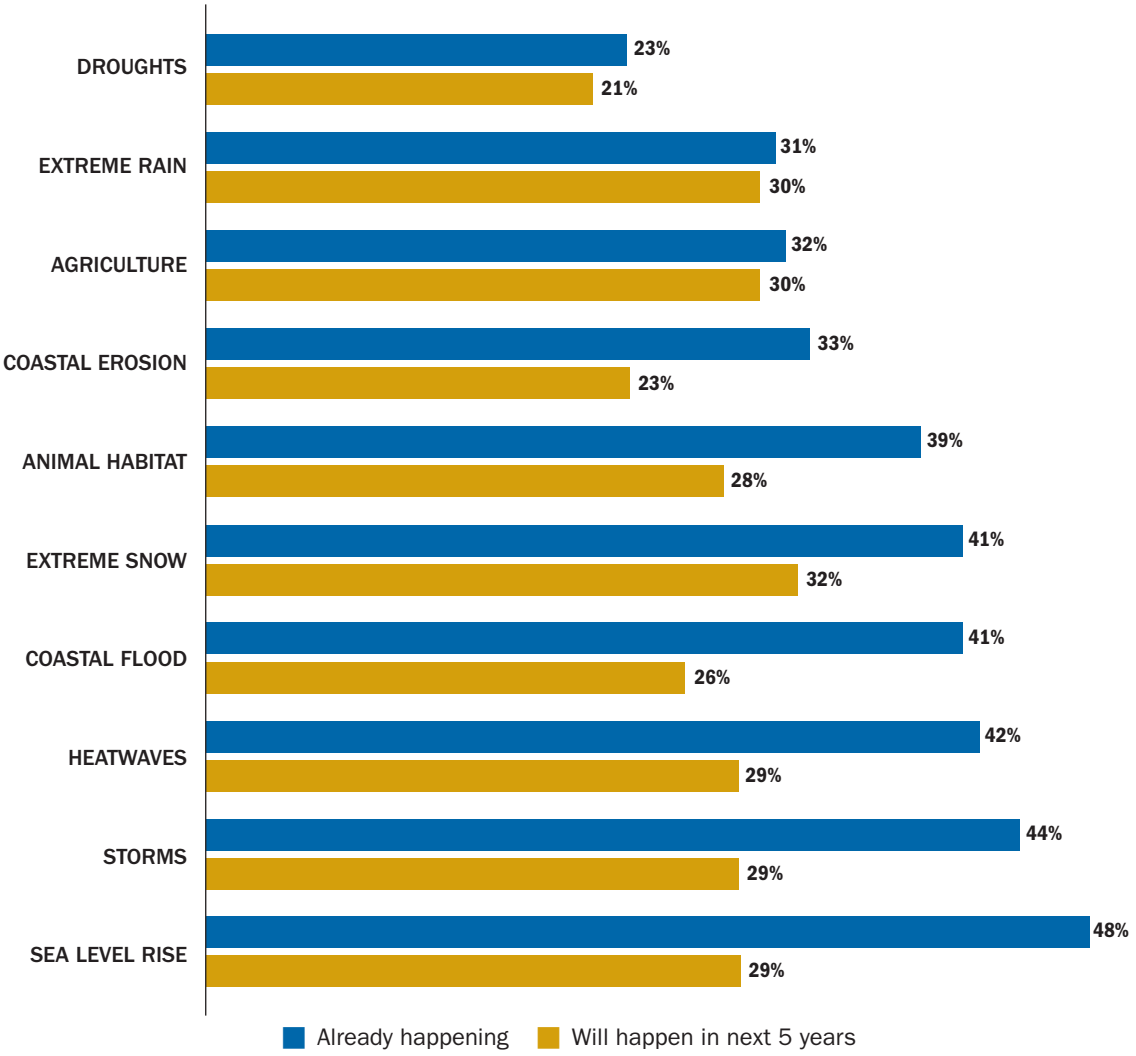

Source: The SSL/Hyams Foundation Survey of Greater Boston residents (n=964). Collected by MassINC Polling Group, Oct-Nov 2019.

FIGURE 16

State policy options identified by Asian Americans as a "high priority"

Do you think _____ should be a high priority for the Massachusetts state government?

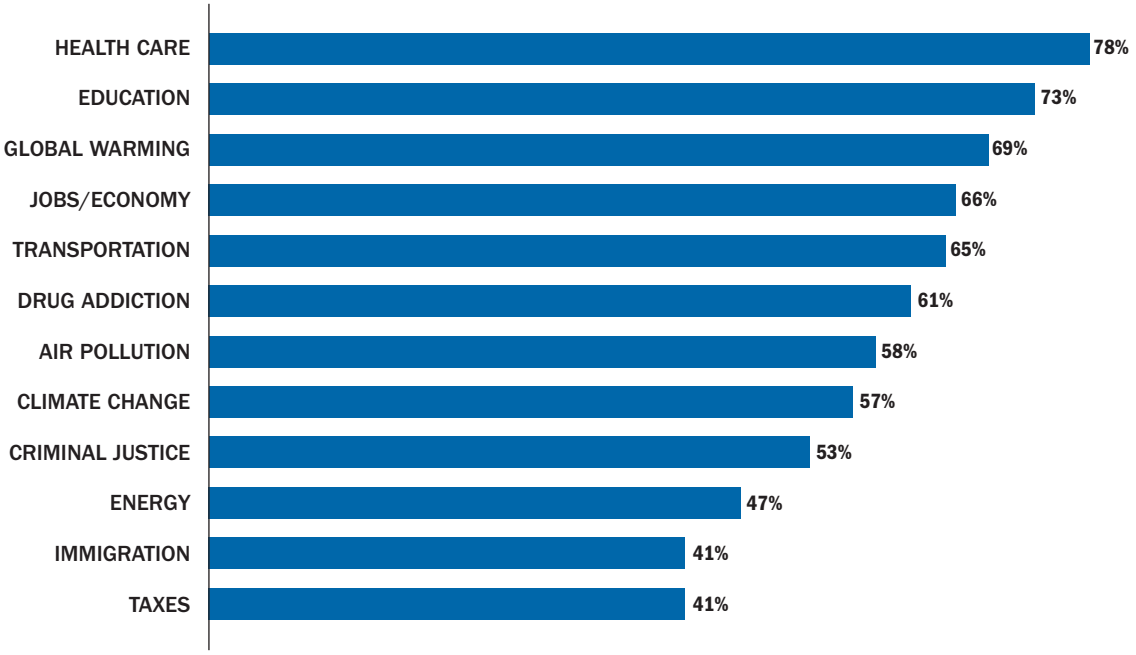

Source: The SSL/Hyams Foundation Survey of Greater Boston residents (n=964). Collected by MassINC Polling Group, Oct-Nov 2019.

change, a majority believe that its effects "can be stopped" through government action and leadership (Figures 6 and 7, p.8). The majority of Asian Americans "strongly support" or "somewhat support" all of the policy changes at the state level they were asked to consider (Figure 8.1, p. 9).

Like other residents, Asian Americans see a significant gap in the preparedness for extreme weather events between high- and low-income communities in Massachusetts. Fifteen percent of Asian American residents perceive high-income communities as "very prepared," and 9% perceive them as "not at all prepared." In contrast, only 3% view low-income neighborhoods as "very prepared," compared to 49% who view them as "not at all prepared" (Figure 11, p.11).

Asian Americans ranked the preparedness of their region, neighborhood, and family lowest among any racial group, with 8% rating their region as "very prepared," and 6% rating both their neighborhood and family as "very prepared" (Figure 10, p.10). These low estimates of their families' overall preparedness for climate change translate into low estimates of their own planning to deal with extreme weather events (Figure 12, p.12). A larger percentage of Asian Americans than any other racial group report not having specific planning measures in place, including an evacuation plan, an ability to communicate or meet with friends and family, insurance for their home and belongings, protection for important documents, and adequate stocks of food, medicines, and other necessities.

Thirty-four percent of Asian American residents say that they have given "a great deal" of thought to how climate change might affect people's health (Figure 13, p.12). They also ranked the highest among all groups (80%) in agreeing that that health conditions will worsen due to climate change (Figure 14, p.13).

Blacks

Nearly nine in 10 Black residents agree that climate change "is happening" (Figure 1, p.5) and that it is a "very serious problem," with close to 90% of Black residents agreeing that the consequences would be severe if not addressed (Figure 3, p.6). Black respondents hold the widest range of views as to climate change's causes. Thirty-five percent attribute climate change to "human activities" alone; the remainder blame humans and natural changes (49%), natural changes alone (11%), or weren't sure (5%) (Figure 2, p.6).

A majority of Boston-area Black residents believe that the impacts of climate change on Massachusetts have already begun or will begin within the next five years. The responses ranged from 75% who believe that Massachusetts is experiencing or will soon experience larger storms, down to just over half who believe the same for increased droughts (Figure 17).

Although Black respondents rank a range of social and environmental issues higher than climate change and global warming, they are the least inclined to dismiss them as a "low priority." When asked about policy priorities,

FIGURE 17

Black perceptions of impacts of climate change

Do you think each of the following impacts of climate change are already happening here in Massachusetts, or will happen in the next 5 years due to climate change?

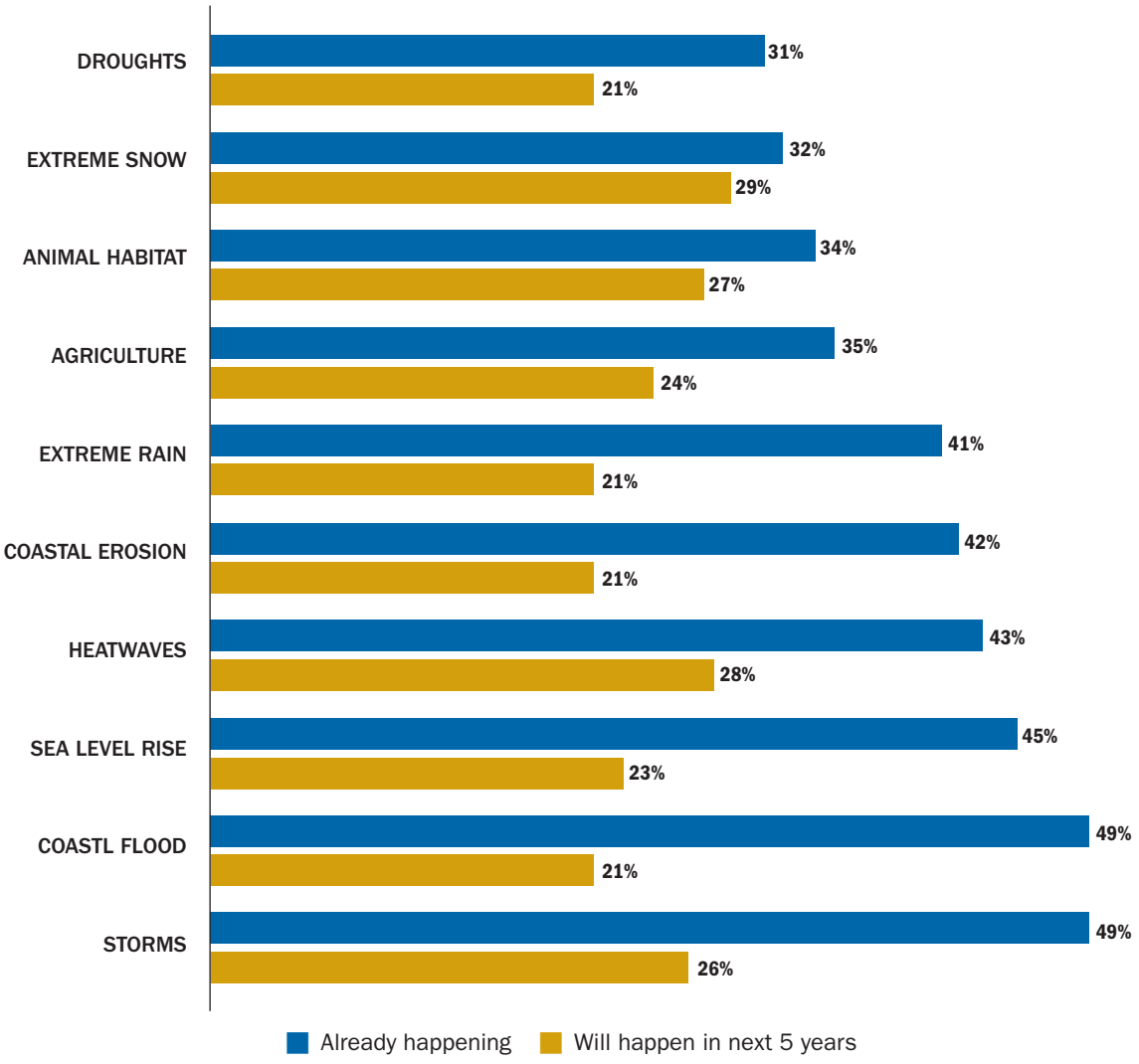

Source: The SSL/Hyams Foundation Survey of Greater Boston residents (n=964). Collected by MassINC Polling Group, Oct-Nov 2019.

FIGURE 18

State policy options identified by Blacks as a "high priority"

Do you think _____ should be a high priority for the Massachusetts state government?

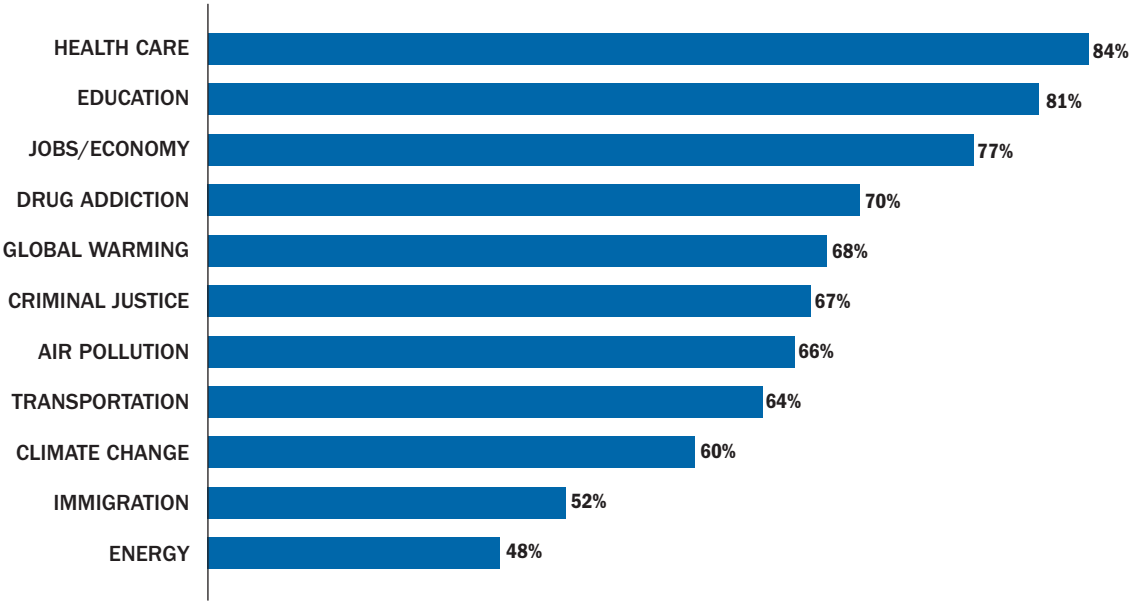

Source: The SSL/Hyams Foundation Survey of Greater Boston residents (n=964). Collected by MassINC Polling Group, Oct-Nov 2019.

Black residents say global warming should be a "high priority" for the state government and agree that governments at all levels have responsibilities to tackle these "high priority" issues, including the challenge of climate change (Figure 18).

Most Black residents (63%) regard the effects of climate change as stoppable (Figure 5, p.7) with action and leadership at every level of government (Figures 6 and 7, p.8), and 85% believe governmental actions must be accompanied by "major" or "moderate changes" to personal lifestyles (Figure 9, p.10). When asked about several policy options related to climate change, nine in 10 Blacks support policies to provide state funding for climate-related projects (89%). Even the least popular policy—gas fees to pay for cleaner transportation options—garners support from 76% of Black residents (Figure 8.1, p.9).

Thirty percent of Black residents thought that climate change will impact some communities more than others. Blacks are similar to other groups in perceiving disparities in how prepared communities are based on their income levels (Figure 11, p.11). Nearly three-fourths of Black residents view high-income neighborhoods as "very" or "somewhat prepared" for an extreme weather event, compared to 21% who view low-income neighborhoods in the same way. Conversely, 19% describe high-income neighborhoods as "not too" or "not at all" prepared, whereas 71% describe low-income neighborhoods that way.

More than any racial group, Black residents describe their neighborhoods and families as "very prepared" for a severe storm brought on by a significant climate event (Figure 10, p.10). But at 11% and 15%, respectively, these figures represent a relatively small proportion of responses. When asked about specific elements of their own preparedness, 57% of Black residents have home or renters' insurance, a plan to safeguard important documents, and a plan to communicate with friends or relatives in case of an extreme weather emergency. Nearly half have an evacuation plan and enough essential supplies in case of an emergency (Figure 12, p.12).

Over 80% of Black respondents indicate that they have given at least "a little" thought to how climate change might affect people's health (Figure 13, p.12). Over three-fourths of Blacks believe that climate change will worsen existing health conditions and contribute to the development of new health impacts (Figure 14, p.13).

Latinos/as

Nearly nine in 10 Latinos/as recognize the reality of climate change (Figure 1, p.5). Thirty-seven percent agree than it is due to human activities, 8% believe it is due to natural changes only, and 53% believe it is due to a combination of both factors (Figure 2, p.6). Regardless of the reason, a majority believe that most of its impacts have already begun or will begin within the next five years. Latino/a residents are most concerned with storms, floods, sea level rise, and erosion. Given these consequences, 63% of Latinos/as believe that if nothing is done to reduce climate change, it will cause "very serious" problems for people in Massachusetts (Figure 3, p.6).

Boston-area Latino/a residents say global warming (68%), should be a "high priority" for state government (Figure 20, p.20). It is for Latinos/as the third most often cited issue as a "high priority" behind health care and education. Sixty-two percent believe that climate change can be stopped (Figure 5, p.7), but that it will require major or moderate changes of policies at the federal (81%) and state (82%) levels (Figure 6, p.8). Moreover, nearly 9 out of 10 Latinos/as believe that residents must also alter aspects

FIGURE 19

Latino/a perceptions of impacts of climate change

Do you think each of the following impacts of climate change are already happening here in Massachusetts, or will happen in the next 5 years due to climate change?

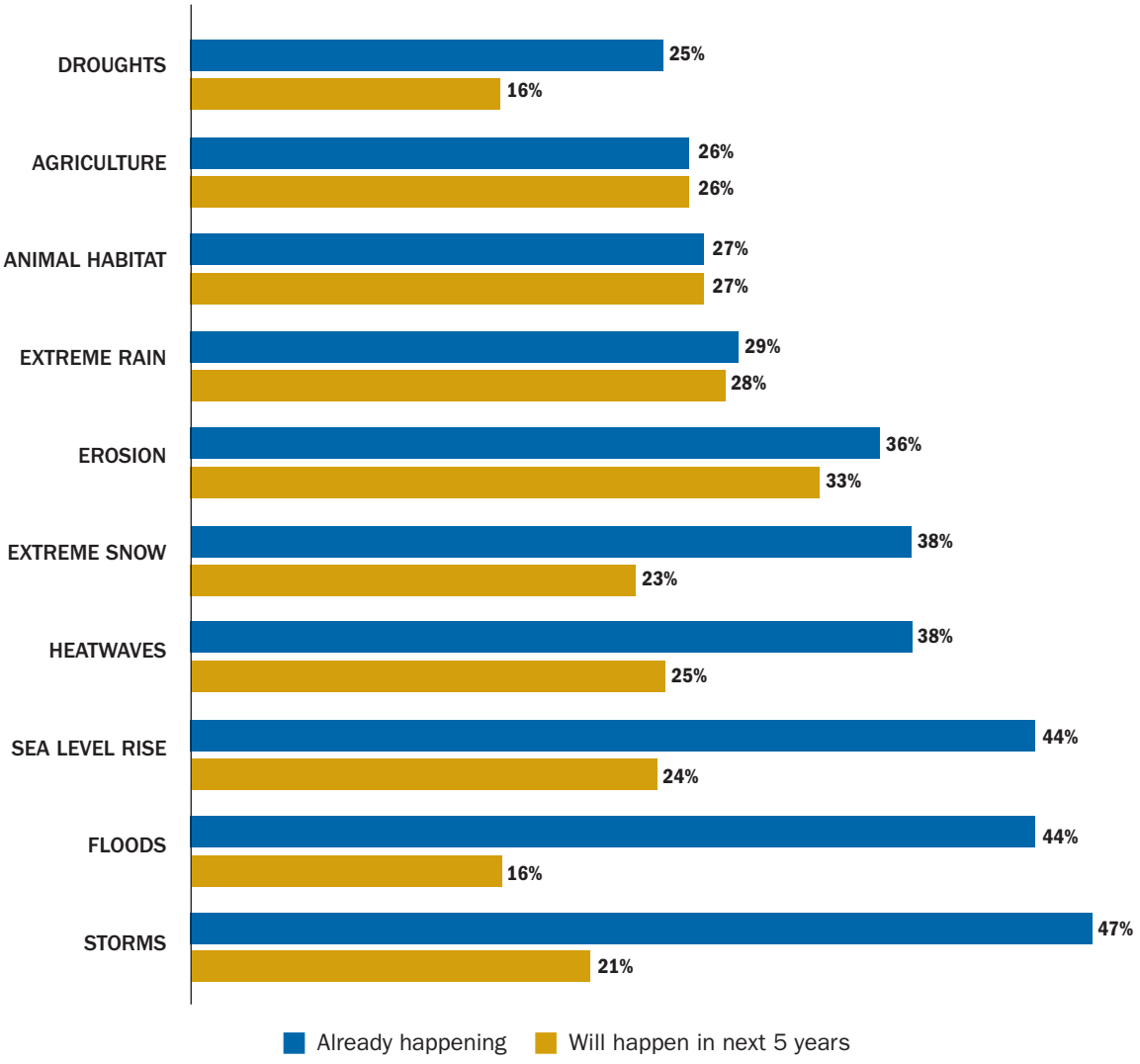

Source: The SSL/Hyams Foundation Survey of Greater Boston residents (n=964). Collected by MassINC Polling Group, Oct-Nov 2019.

FIGURE 20

State policy options identified by Latinos/as as a "high priority"

Do you think _____ should be a high priority for the Massachusetts state government?

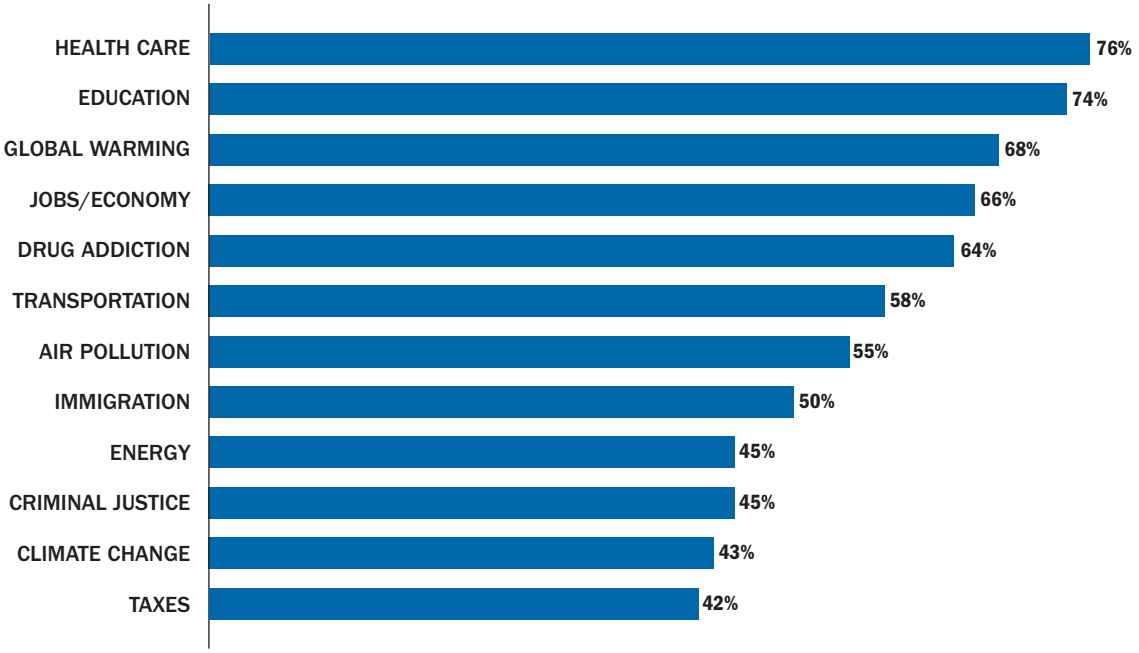

Source: The SSL/Hyams Foundation Survey of Greater Boston residents (n=964). Collected by MassINC Polling Group, Oct-Nov 2019.

of their personal lifestyles as part of the response to climate change (Figure 9, p.10).

Latino/a residents "strongly support" or "somewhat support" various policy proposals to stop climate change, including restoring wetlands to serve as flood buffers (86%), improving public transit (85%), providing state funding to local governments in climate change-specific projects (80%), developing off-shore wind power (79%), charging gas companies a fee to be used for climate change preparedness projects (78%), and changing zoning laws (75%) (Figure 8.1, p.9).

Latinos/as share with other residents a belief that preparedness is different between low- and high-income neighborhoods, and the perceived disparities are striking (Figure 11, p.11). Twenty-two percent of Latino/a residents describe high-income neighborhoods as "very prepared" for extreme weather. In contrast, only 6% describe low-income neighborhoods with that level of preparedness. Furthermore, 10% think that high-income neighborhoods are "not at all prepared," whereas 46% think the same about low-income neighborhoods.

Only 10% of Latino/a residents feel their region of the state is "very prepared" for extreme weather (Figure 10, p.10). Only 9% believe their neighborhood is "very prepared," and 14% describe their families as "very prepared." However, a larger proportion of Latinos/as reported having specific personal preparedness measures in place—such as evacuation plans, insurance, and essential supplies—than their overall assessment of family preparedness might suggest (Figure 12, p.12).

Nearly nine in 10 Latinos/as indicate that they have given at least "a little" thought to how climate change might affect people's health (Figure 13, p.12), while 73% agree that existing health conditions will worsen due to climate change impacts, and 72% contend that new health conditions will accompany climate change (Figure 14, p.13).

Whites

Eighty-five percent of white respondents believe global temperatures have increased during the past century (Figure 1, p.5). This reflects the majority view among residents of all races in the Boston area that climate change "has been happening" and is a severe problem (Figure 3, p.6). However, about one of every 10 white residents believe that climate change "probably has not been happening," the largest portion of any group skeptical of climate change.

The majority of Boston-area white residents say climate change/global warming should be a "high priority" for the state government. When asked about a series of 12 issues, global warming is the fourth most selected issue as a "high priority" by white residents after education, transportation and health care (Figure 22, p.22).

For each specific impact of climate change, white respondents are most likely among racial groups to acknowledge "it is" or "will soon be happening." They are most aware of rising sea levels (74%),

FIGURE 21

White perceptions of impacts of climate change

Do you think each of the following impacts of climate change are already happening here in Massachusetts, or will happen in the next 5 years due to climate change?

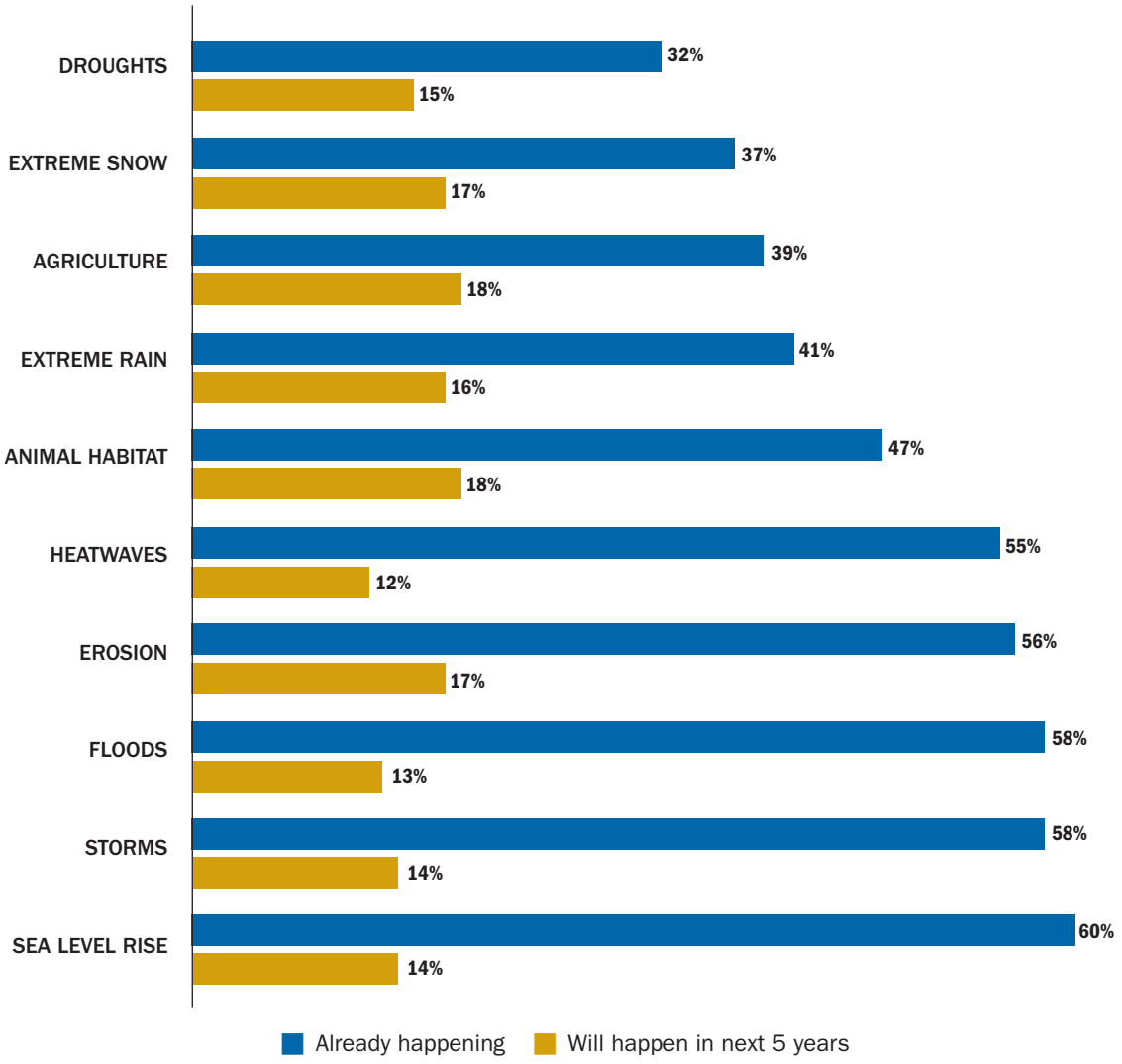

Source: The SSL/Hyams Foundation Survey of Greater Boston residents (n=964). Collected by MassINC Polling Group, Oct-Nov 2019.

FIGURE 22

State policy options identified by whites as a "high priority"

Do you think _____ should be a high priority for the Massachusetts state government?

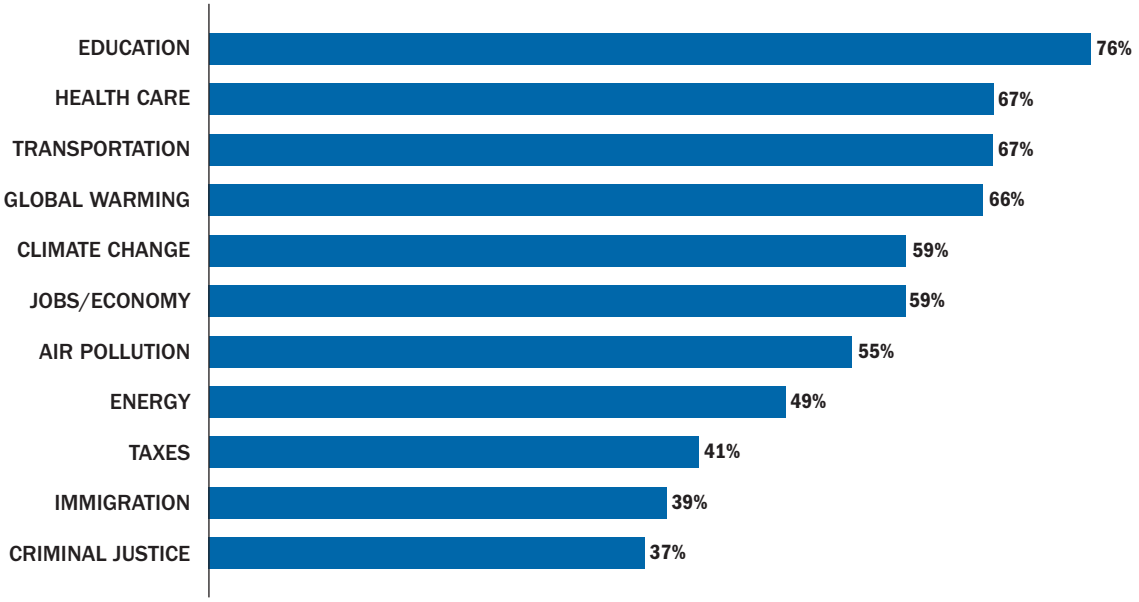

Source: The SSL/Hyams Foundation Survey of Greater Boston residents (n=964). Collected by MassINC Polling Group, Oct-Nov 2019.

erosion (73%), storms (72%), and floods (71%) (Figure 21, p.21).

Despite these concerns, 63% of Boston-area white residents believe that the effects of climate change "can be stopped" (Figure 5, p.7). They also join most area residents in favoring bold changes and leadership at each level of government (Figure 7, p.8). Over 80% believe that the federal and state governments must make significant changes to current policies to reduce carbon pollution to stop climate change. Moreover, 83% agree that stopping it will require "major" or "moderate" changes to their lifestyle (Figure 9, p.10).

White residents are most supportive of improving the state's public transportation system compared to other measures for addressing climate change. A large majority of white residents also say they "support" or "strongly support" other policies (Figure 8.1, p.9). Although very few Boston residents strongly oppose each of these policies, white residents do so in larger numbers than other racial groups (Figure 8.2, p.9).

Roughly equal numbers of white residents believe the impacts of climate change will be the same for all Massachusetts residents (42%) as believe that some residents will bear a disproportionate burden (43%). White residents recognize that the level of preparedness is not uniform for all residents of Massachusetts (Figure 4, p.7). Sixty-seven percent agree that high-income neighborhoods are "very prepared" or "somewhat prepared" for an extreme weather event, compared to 22% who say the same of low-income neighborhoods. Conversely, 26% think that high-income neighborhoods are "not too well prepared" or "not at all prepared," compared to 71% who hold that assessment of low-income neighborhoods (Figure 11, p.11). When asked to reflect on their own regions and communities, only 7% of white respondents describe their region of the state, 9% their neighborhood, and 14% their family as "very well prepared." (Figure 10, p.10)

As mentioned elsewhere in this report, some of the most significant racial differences are in residents' assessments of their plans and prepa-

ration in case of a severe weather event (Figure 12, p.12). Specifically, 46% of white respondents have a plan to evacuate their homes in case of severe weather; 59% have enough food, medicine, and other necessities in stock; 61% know how to get in touch with or meet family or friends in case of an emergency; 61% have a way to protect important and valuables; and 74% have insurance for their homes and/or belongings. Whites lead all other racial groups in preparation for four out of five of these activities.

Boston-area white residents see a connection between climate change and health. Before the survey, a third of whites had given "a great deal" of thought to how climate change might affect people's health (Figure 13, p.12). Approximately three-fourths of white residents and all other racial groups agree that climate change will worsen existing conditions and will also result in new health challenges (Figure 14, p.13).

CONCLUSION

This report has been prepared during a period of crisis in the United States and the world. The COVID-19 pandemic influenced the time frame for the release and substance of our analysis. Our original study design included following up on this survey data with focus groups of residents from each of the communities of color surveyed, while adding Native American voices to those of Black, Latino/a, and Asian American residents. With the onset of the restrictions in March of this year, we were forced to postpone focus group meetings and forgo the important perspectives on climate change to be gained from that methodology.

Faced with uncertainty about when the focus groups could occur, we chose to proceed with this report presenting survey data only. As we indicate in the introduction, the survey data provide important new perspectives on public opinion from often-silenced communities. In addition to identifying areas of convergence and divergence along racial lines, these data help to establish a baseline of information about these communities' attitudes toward climate change, upon which further research can build. We hope to complement this report with results and reflections from community-based focus groups when they can be conducted safely.

Finally, we must not ignore the demands for racial justice that have risen to the forefront of public attention over the last several months. This attention has prompted long-overdue discussions about racism and its impact on virtually every challenge we face, including climate change. In light of the relationship between racial disparities and the impacts of climate change, we believe the information in this report is especially timely, and we hope it will prompt further reflection and action.

ABOUT THE SURVEY

This report represents opinions related to climate change of residents from the Greater Boston area, including the cities of Boston, Brookline, Cambridge, Chelsea, Everett, Lynn, Quincy, Revere, Somerville, and Winthrop. It focuses on providing a clearer picture of the views of the four largest racial and ethnic groups in the area.

The MassINC Polling Group administered this survey between October 10 and November 8, 2019. It was conducted by telephone (landline and cellphone) and online, and was available in English and Spanish.

This survey was administered as part of a statewide survey also conducted by MassINC Polling Group. The Greater Boston survey contains data from an oversampling of residents in the area with the explicit goal of having a survey with at least 200 respondents from each of four racial/ethnic groups: Asian Americans, Blacks/African Americans, Latino/as, and whites (n=964). The results of this report are based exclusively on the Greater Boston survey. Analytic weights developed by MassINC Polling Group were applied where appropriate in the analysis to represent the racial and ethnic distribution of the population.

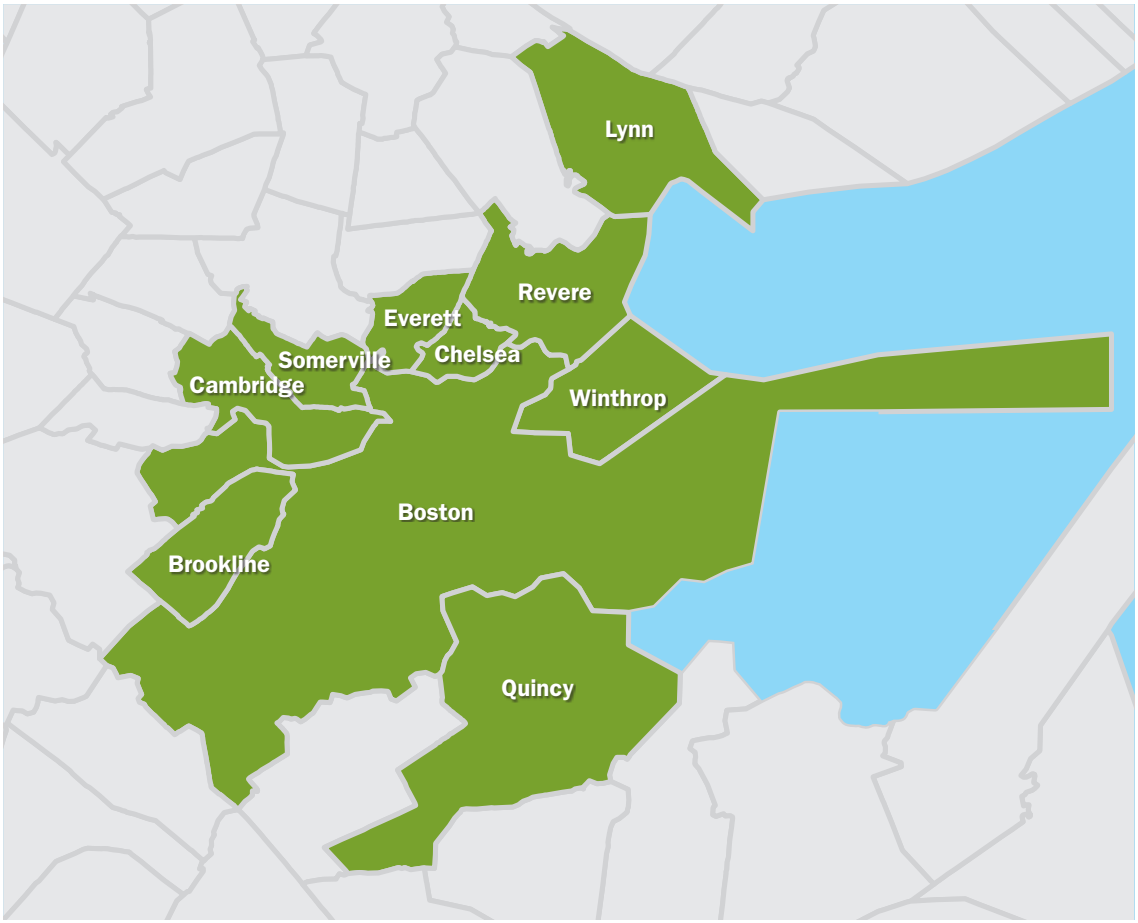

APPENDIX: SURVEY RESPONSES BY RACE AND ETHNICITY

I'd like to ask you about long term issues the Massachusetts state government could focus on. As I read from the list, please tell me if you think each should be a high priority, a medium priority, or a low priority for the state government over the long term. First, should READ FIRST ITEM be a high priority, medium priority, or a low priority for the state government over the long term? What about READ NEXT ITEM. RANDOMIZE AND REPEAT QUESTION SCALE AND STEM AS NEEDED.

Asian American

	High priority	Medium priority	Low priority	Unsure
Jobs and the economy	66%	28%	6%	0%
Education	73%	22%	5%	1%
Health Care	78%	19%	4%	0%
Taxes	41%	37%	19%	3%
(SPLIT ½) Global Warming	69%	20%	10%	1%
(SPLIT ½) Climate Change	57%	26%	13%	3%
Reducing air pollution	58%	34%	8%	0%
Transportation systems throughout the state	65%	29%	6%	0%
Immigration	41%	35%	18%	6%
Energy	47%	40%	13%	1%
Drug addiction	62%	28%	10%	1%
Criminal justice reform	53%	34%	10%	3%

Latino/a

	High priority	Medium priority	Low priority	Unsure
Jobs and the economy	66%	27%	5%	2%
Education	74%	20%	3%	3%
Health Care	76%	17%	5%	2%
Taxes	42%	36%	15%	6%
(SPLIT ½) Global Warming	68%	20%	11%	0%
(SPLIT ½) Climate Change	43%	35%	11%	11%
Reducing air pollution	55%	32%	9%	4%
Transportation systems throughout the state	58%	31%	9%	2%
Immigration	50%	25%	20%	5%
Energy	45%	41%	9%	5%
Drug addiction	64%	20%	12%	3%
Criminal justice reform	45%	38%	12%	6%

Black

	High priority	Medium priority	Low priority	Unsure
Jobs and the economy	77%	19%	3%	1%
Education	81%	16%	2%	1%
Health Care	84%	11%	4%	1%
Taxes	53%	30%	14%	3%
(SPLIT ½) Global Warming	68%	19%	8%	5%
(SPLIT ½) Climate Change	60%	24%	10%	6%
Reducing air pollution	66%	24%	8%	2%
Transportation systems throughout the state	64%	31%	4%	2%
Immigration	52%	26%	19%	3%
Energy	48%	41%	9%	2%
Drug addiction	70%	20%	8%	3%
Criminal justice reform	77%	19%	3%	1%

White

	High priority	Medium priority	Low priority	Unsure
Jobs and the economy	59%	33%	7%	2%
Education	76%	17%	5%	2%
Health Care	67%	25%	6%	2%
Taxes	41%	42%	14%	3%
(SPLIT ½) Global Warming	66%	16%	14%	3%
(SPLIT ½) Climate Change	59%	21%	16%	3%
Reducing air pollution	55%	33%	10%	2%
Transportation systems throughout the state	67%	24%	7%	2%
Immigration	39%	36%	22%	3%
Energy	49%	38%	10%	3%
Drug addiction	66%	26%	6%	2%
Criminal justice reform	37%	48%	12%	3%

You may have heard about the idea that the world's temperature has been going up slowly over the past 100 years, often called climate change or global warming. Do you think this **READ OPTIONS**?

	Asian American	Black	Latino/a	White
Has probably been happening	88%	87%	86%	85%
Has probably NOT been happening	5%	9%	5%	11%
Unsure	7%	4%	10%	4%

The following asked for those who believe climate change has probably been happening.

Do you believe climate change is due more to **READ AND ROTATE OPTIONS 1 AND 2.**

	Asian American	Black	Latino/a	White
The effects of pollution from human activities	57%	35%	37%	53%
Natural changes in the environment	4%	11%	8%	6%
Both	36%	49%	53%	39%
Unsure	3%	5%	3%	2%

If nothing is done to reduce climate change in the future, how serious of a problem do you think it will be for Massachusetts—very serious, somewhat serious, not too serious, or not serious at all?

	Asian American	Black	Latino/a	White
Very serious	64%	61%	63%	64%
Somewhat serious	24%	25%	24%	21%
Not too serious	5%	8%	8%	8%
Not serious at all	3%	2%	2%	5%
Unsure	3%	4%	3%	2%

The following 5 questions asked for those who believe climate change has probably been happening or are unsure: If global action were taken to try to stop climate change by reducing carbon emissions, do you think future effects of climate change could be stopped, or is it already too late?

	Asian American	Black	Latino/a	White
Can be stopped	68%	63%	62%	63%
Already too late	18%	21%	21%	19%
Unsure / Refused	14%	15%	17%	17%

Thinking about actions the federal government could take, how much national policy change do you think would be required to reduce carbon pollution enough to stop climate change?

	Asian American	Black	Latino/a	White
Major changes to how I live	65%	65%	60%	67%
Moderate changes to how I live	22%	21%	21%	18%
Minor changes to how I live	4%	1%	3%	3%
No changes to how I live	2%	1%	1%	1%
Climate change can't be stopped by how we live	4%	7%	9%	6%
Unsure / Refused	4%	5%	6%	4%

Thinking about actions state governments across the country could take, how much state level policy change do you think would be required to reduce carbon pollution enough to stop climate change?

	Asian American	Black	Latino/a	White
Major changes to how I live	56%	55%	58%	56%
Moderate changes to how I live	31%	28%	24%	26%
Minor changes to how I live	6%	1%	2%	6%
No changes to how I live	0%	2%	0%	1%
Climate change can't be stopped by how we live	3%	7%	9%	7%
Unsure / Refused	4%	7%	6%	4%

Thinking about how we live today, how much change to how we live do you think would be required to reduce carbon pollution enough to stop climate change?

	Asian American	Black	Latino/a	White
Major changes to how I live	54%	49%	56%	46%
Moderate changes to how I live	32%	36%	30%	37%
Minor changes to how I live	8%	7%	3%	7%
No changes to how I live	1%	1%	4%	2%
Climate change can't be stopped by how we live	3%	4%	4%	4%
Unsure / Refused	2%	4%	3%	3%

If nothing is done to stop climate change in the future, how much do you think the impacts of climate change will change how YOU live?

	Asian American	Black	Latino/a	White
Major changes to how I live	55%	50%	47%	45%
Moderate changes to how I live	28%	33%	33%	35%
Minor changes to how I live	10%	6%	7%	10%
No changes to how I live	3%	3%	8%	7%
Climate change can't be stopped by how we live	5%	7%	5%	4%
Unsure / Refused	55%	50%	47%	45%

Asked of all respondents: In responding to climate change, do you think Massachusetts should act ahead of most other states, act at the same time as most other states, wait for other states to act first, or take no action?

	Asian American	Black	Latino/a	White
Act ahead of most other places	67%	63%	53%	63%
Act at the same time as most other places	21%	23%	31%	19%
Wait for other places to act first	3%	5%	4%	4%
Take no action	5%	5%	6%	9%
Unsure / Refused	4%	4%	5%	5%

How about your own city or town? In responding to climate change, do you think your city or town should act ahead of most other places, act at the same time as most other places, wait for other places to act first, or take no action?

	Asian American	Black	Latino/a	White
Act ahead of most other places	62%	56%	52%	57%
Act at the same time as most other places	24%	29%	35%	23%
Wait for other places to act first	4%	3%	4%	6%
Take no action	6%	7%	6%	10%
Unsure / Refused	4%	5%	4%	4%

Which of the following impacts do you think climate change is already having here in Massachusetts? First, **READ FIRST. PROBE IF NOT ALREADY HAPPENING:** How likely do you think **READ ITEM** is to happen in the next 5 years due to climate change? Very likely, somewhat likely, not too likely, or not at all likely? How about **READ NEXT. REPEAT STEM AND SCALE ONLY AS NEEDED.**

Asian American						
	Already happening	Very likely	Somewhat likely	Not too likely	Not at all likely	Unsure/Refused
Increased coastal flooding	42%	26%	18%	8%	2%	42%
Sea level rise	48%	29%	11%	7%	2%	48%
More extreme heat waves	41%	29%	16%	7%	3%	41%
More powerful storms	44%	29%	15%	6%	5%	44%
Drought	23%	21%	24%	17%	7%	23%
Inland flooding from extreme rain events	31%	30%	22%	10%	4%	31%
Extreme levels of snowfall	33%	34%	17%	11%	3%	33%
Changes to MA animal habitats	39%	28%	18%	5%	4%	39%
Erosion of the MA coastline	41%	23%	21%	7%	1%	41%
Changes to MA agriculture	32%	30%	15%	12%	3%	32%

Black						
	Already happening	Very likely	Somewhat likely	Not too likely	Not at all likely	Unsure/Refused
Increased coastal flooding	49%	21%	19%	5%	3%	4%
Sea level rise	45%	23%	19%	4%	3%	7%
More extreme heat waves	43%	28%	18%	5%	2%	5%
More powerful storms	49%	26%	13%	6%	2%	4%
Drought	31%	21%	26%	14%	5%	4%
Inland flooding from extreme rain events	41%	21%	21%	9%	5%	4%
Extreme levels of snowfall	32%	29%	22%	8%	4%	6%
Changes to MA animal habitats	34%	27%	22%	7%	3%	6%
Erosion of the MA coastline	42%	21%	19%	4%	4%	8%
Changes to MA agriculture	35%	24%	23%	6%	4%	8%

Latino/a						
	Already happening	Very likely	Somewhat likely	Not too likely	Not at all likely	Unsure/Refused
Increased coastal flooding	44%	16%	14%	11%	4%	10%
Sea level rise	44%	24%	13%	9%	4%	7%
More extreme heat waves	38%	25%	22%	6%	4%	5%
More powerful storms	47%	21%	12%	9%	3%	8%
Drought	25%	16%	23%	18%	10%	8%
Inland flooding from extreme rain events	29%	28%	17%	11%	6%	9%
Extreme levels of snowfall	38%	23%	22%	10%	4%	4%
Changes to MA animal habitats	27%	27%	17%	9%	5%	16%
Erosion of the MA coastline	36%	20%	13%	11%	5%	15%
Changes to MA agriculture	26%	26%	18%	12%	3%	15%

White						
	Already happening	Very likely	Somewhat likely	Not too likely	Not at all likely	Unsure/Refused
Increased coastal flooding	58%	13%	12%	5%	7%	5%
Sea level rise	60%	14%	10%	5%	5%	5%
More extreme heat waves	55%	12%	13%	10%	6%	5%
More powerful storms	58%	14%	10%	9%	5%	4%
Drought	32%	15%	22%	14%	9%	7%
Inland flooding from extreme rain events	41%	16%	18%	11%	6%	8%
Extreme levels of snowfall	37%	17%	20%	11%	8%	8%
Changes to MA animal habitats	47%	18%	10%	8%	7%	10%
Erosion of the MA coastline	56%	17%	10%	6%	6%	6%
Changes to MA agriculture	39%	18%	18%	8%	6%	11%

I'm now going to read you a list of things Massachusetts state government could do to address the threat of climate change. For each, please tell me whether you would support or oppose that idea. PROBE: And would you support/oppose this idea strongly, or only somewhat?

Asian American					
	Strongly support	Somewhat support	Somewhat opposed	Strongly opposed	Unsure/ Refused
Change state zoning laws to encourage developers to build developments near public transit, to reduce car travel	49%	33%	10%	3%	5%
Restore wetlands along rivers and the coast to their natural state to serve as buffers against flooding from major storms	59%	31%	5%	2%	2%
Provide state funding to cities and towns for specific projects that address climate change	59%	29%	6%	3%	3%
Charge companies that bring gasoline into the region a fee and invest the funds in cleaner transportation options	43%	35%	13%	4%	6%
Move the state toward offshore wind power to provide energy for homes and businesses	55%	29%	6%	3%	7%
Improve the state's public transportation network to reduce car travel	70%	22%	5%	2%	2%

Black					
	Strongly support	Somewhat support	Somewhat opposed	Strongly opposed	Unsure/ Refused
Change state zoning laws to encourage developers to build developments near public transit, to reduce car travel	45%	34%	9%	3%	8%
Restore wetlands along rivers and the coast to their natural state to serve as buffers against flooding from major storms	46%	28%	4%	4%	6%
Provide state funding to cities and towns for specific projects that address climate change	52%	37%	5%	2%	4%
Charge companies that bring gasoline into the region a fee and invest the funds in cleaner transportation options	40%	36%	8%	8%	7%
Move the state toward offshore wind power to provide energy for homes and businesses	46%	32%	6%	5%	11%
Improve the state's public transportation network to reduce car travel	65%	22%	7%	2%	4%

Latino/a					
	Strongly support	Somewhat support	Somewhat opposed	Strongly opposed	Unsure/ Refused
Change state zoning laws to encourage developers to build developments near public transit, to reduce car travel	47%	283%	7%	6%	13%
Restore wetlands along rivers and the coast to their natural state to serve as buffers against flooding from major storms	55%	31%	4%	2%	8%
Provide state funding to cities and towns for specific projects that address climate change	52%	28%	6%	6%	8%
Charge companies that bring gasoline into the region a fee and invest the funds in cleaner transportation options	51%	27%	9%	4%	9%
Move the state toward offshore wind power to provide energy for homes and businesses	56%	26%	6%	5%	10%
Improve the state's public transportation network to reduce car travel	60%	25%	6%	4%	5%

White					
	Strongly support	Somewhat support	Somewhat opposed	Strongly opposed	Unsure/ Refused
Change state zoning laws to encourage developers to build developments near public transit, to reduce car travel	51%	31%	5%	8%	5%
Restore wetlands along rivers and the coast to their natural state to serve as buffers against flooding from major storms	59%	28%	4%	4%	6%
Provide state funding to cities and towns for specific projects that address climate change	53%	29%	6%	9%	3%
Charge companies that bring gasoline into the region a fee and invest the funds in cleaner transportation options	42%	28%	10%	12%	7%
Move the state toward offshore wind power to provide energy for homes and businesses	52%	29%	4%	9%	6%
Improve the state's public transportation network to reduce car travel	73%	16%	3%	5%	4%

How well prepared do you think each of the following communities are for severe weather events often associated with climate change?

Asian American					
	Strongly support	Somewhat support	Somewhat opposed	Strongly opposed	Unsure/Refused
Low-income neighborhoods	3%	9%	33%	49%	6%
High-income neighborhoods	15%	49%	21%	9%	6%
Coastal cities or towns	7%	38%	35%	14%	6%
Your region of the state	8%	39%	34%	10%	9%
Your own neighborhood	6%	32%	41%	16%	6%
Your own family	6%	35%	36%	20%	3%

Black					
	Strongly support	Somewhat support	Somewhat opposed	Strongly opposed	Unsure/Refused
Low-income neighborhoods	5%	16%	30%	41%	8%
High-income neighborhoods	26%	48%	11%	9%	7%
Coastal cities or towns	15%	41%	23%	13%	8%
Your region of the state	14%	41%	24%	13%	8%
Your own neighborhood	11%	32%	27%	24%	6%
Your own family	15%	26%	32%	23%	4%

Latino/a					
	Strongly support	Somewhat support	Somewhat opposed	Strongly opposed	Unsure/Refused
Low-income neighborhoods	6%	19%	23%	46%	7%
High-income neighborhoods	22%	44%	13%	10%	10%
Coastal cities or towns	11%	36%	21%	21%	10%
Your region of the state	10%	40%	24%	14%	12%
Your own neighborhood	9%	34%	27%	23%	9%
Your own family	14%	36%	19%	24%	6%

White					
	Strongly support	Somewhat support	Somewhat opposedy	Strongly opposed	Unsure/Refused
Low-income neighborhoods	5%	17%	29%	42%	6%
High-income neighborhoods	17%	51%	18%	8%	7%
Coastal cities or towns	9%	34%	32%	19%	6%
Your region of the state	7%	48%	26%	11%	8%
Your own neighborhood	9%	37%	30%	18%	7%
Your own family	14%	42%	25%	13%	7%

Have you ever had to temporarily evacuate your area due to severe storms?

	Asian American	Black	Latino/a	White
Yes, have had to evacuate	11%	8%	11%	11%
No, have not had to evacuate	87%	87%	86%	87%
Unsure / Refused	1%	4%	3%	2%

Which of the following best describes your view?

	Asian American	Black	Latino/a	White
Climate change will have a more severe impact on some people in Massachusetts than others	37%	33%	27%	43%
Climate change will affect all of us equally	55%	53%	58%	42%
Climate change will not have an impact on people in Massachusetts	5%	6%	8%	10%
Unsure / Refused	3%	8%	8%	5%

If there were a severe weather event where you live, do you…? **ROTATE ORDER**

Asian American			
	Yes	No	Unsure/Refused
Have a plan to evacuate your home, including any pets	41%	56%	3%
Have enough food, medicine, and other necessities in stock	48%	46%	6%
Know how you will get in touch or meet with family or friends	59%	37%	37%
Know how you will protect important documents or valuables	53%	42%	6%
Have insurance for your home and belongings	54%	42%	5%

Black			
	Yes	No	Unsure/Refused
Have a plan to evacuate your home, including any pets	47%	48%	4%
Have enough food, medicine, and other necessities in stock	48%	44%	8%
Know how you will get in touch or meet with family or friends	57%	34%	9%
Know how you will protect important documents or valuables	57%	31%	12%
Have insurance for your home and belongings	57%	34%	9%

Latino/a			
	Yes	No	Unsure/Refused
Have a plan to evacuate your home, including any pets	45%	48%	7%
Have enough food, medicine, and other necessities in stock	54%	41%	6%
Know how you will get in touch or meet with family or friends	57%	35%	8%
Know how you will protect important documents or valuables	62%	32%	56%
Have insurance for your home and belongings	54%	39%	7%

White			
	Yes	No	Unsure/Refused
Have a plan to evacuate your home, including any pets	46%	49%	4%
Have enough food, medicine, and other necessities in stock	59%	35%	6%
Know how you will get in touch or meet with family or friends	61%	32%	7%
Know how you will protect important documents or valuables	61%	33%	7%
Have insurance for your home and belongings	74%	18%	7%

Before taking this survey, how much, if at all, had you thought about how climate change might affect people's health?

	Asian American	Black	Latino/a	White
A great deal	34%	32%	33%	33%
A moderate amount	31%	29%	23%	30%
A little	20%	21%	27%	24%
Not at all	10%	11%	14%	10%
Unsure/Refused	5%	7%	3%	3%

The following questions were asked only to those who believe climate change has probably been happening or are unsure:

Thinking about the possible impacts of climate change, do you think...? **ROTATE ORDER**

Asian American			
	Yes	No	Unsure/Refused
Climate change will make existing health conditions worse	80%	9%	11%
Climate change will cause people to develop new health conditions	76%	10%	14%

Black			
	Yes	No	Unsure/Refused
Climate change will make existing health conditions worse	76%	8%	16%
Climate change will cause people to develop new health conditions	77%	10%	13%

Latino/a			
	Yes	No	Unsure/Refused
Climate change will make existing health conditions worse	73%	13%	14%
Climate change will cause people to develop new health conditions	72%	13%	15%

White			
	Yes	No	Unsure/Refused
Climate change will make existing health conditions worse	76%	9%	14%
Climate change will cause people to develop new health conditions	77%	11%	12%

Demographics

Gender	Asian American	Black	Latino/a	White
Male	46%	46%	48%	47%
Female	52%	54%	52%	53%
Transgender	0%	0%	0%	0%
Prefer not to say	1%	0%	0%	0%

Party Identification	Asian American	Black	Latino/a	White
Democrat	39%	57%	49%	42%
Republican	9%	5%	12%	11%
Independent/ Other	41%	24%	32%	41%
Prefer not to say	11%	13%	8%	6%

Age	Asian American	Black	Latino/a	White
18 to 29 years	40%	28%	35%	36%
30 to 44 years	29%	25%	29%	27%
45 to 59 years	15%	24%	22%	17%
60 or over	16%	22%	13%	19%

Education Level	Asian American	Black	Latino/a	White
High School or less	21%	26%	44%	14%
Some college, no degree	23%	47%	35%	23%
College graduate (BA/BS)	35%	15%	13%	39%
Advanced degree	18%	8%	6%	21%
Prefer not to say	3%	4%	3%	3%

Sustainable Solutions Lab
University of Massachusetts, Boston

100 Morrissey Blvd, Boston, MA 02125

www.umb.edu/ssl