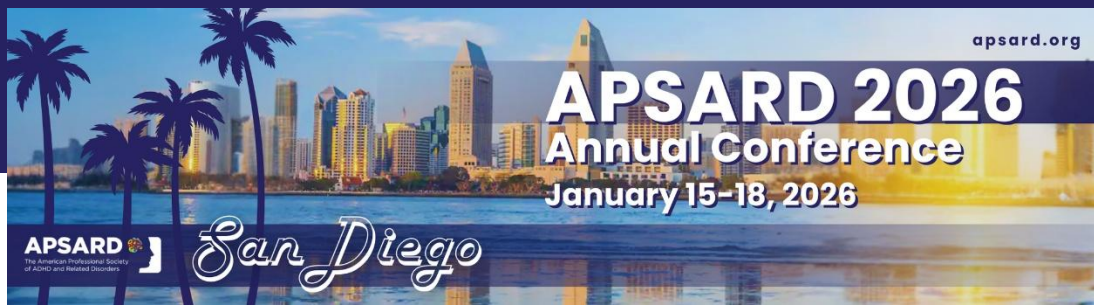


The American Professional Society of ADHD and Related Disorders 2026 Annual Conference



CALL FOR SYMPOSIUM AND POSTER ABSTRACTS

SYMPOSIUM DEADLINE: Thursday, August 14, 2025

POSTER DEADLINE: Thursday, September 18, 2025

***** All Deadlines 11:59pm Eastern*****

This announcement addresses symposium and poster submissions. Novel proposals that fall outside these formats may also be considered; please contact the program committee in advance to explore any such ideas.

Format requirements for both types of submissions are detailed below:

As always, APSARD welcomes submissions covering all aspects of ADHD and related disorders.

Primary Categories:

- Basic Science
- Clinical Science
- Sociocultural Science
- Translational Science

Secondary Categories:

- Assessment and Diagnosis
- Etiology (e.g., Neurobiology, Genetics, Psychosocial, Environment)
- Health Equity
- Psychopathology (e.g., Course, Outcomes, Comorbidities)
- Public Health and Policy
- Therapeutic Interventions
- Other (Describe)

Consistent with the mission of APSARD, which is to *promote interdisciplinary communication among researchers, clinicians, and educators to enhance the care for individuals living with ADHD throughout their lifespan.*, submissions will be accepted based on a blend of one or more criteria: scientific rigor (data driven and evidence-based), significance, innovation, clarity, and current or ultimate application to clinical practice. Accepted presenters will be asked to prepare 1-3 “take-away” messages from their research with an emphasis on current or future clinical implications; basic science presentations may emphasize 1-3 “take-away” implication in lieu of messages on the findings *accessible to a broad audience*. We encourage submissions that consider topics from a variety of vantage points, include individuals from different disciplines and different institutions, and model diversity across the presenters.

Details for Submissions

Symposium – DEADLINE: Thursday, August 14, 2025

- **Symposium Chairs** - You will create an overall proposal for your session. Each symposium session will be 90 or 60 minutes. 90-minute sessions are comprised of up to 4 participants, including a chair and 60-minute sessions are



comprised of up to 3 participants, including a chair. Chairs must protect 15 minutes for Q&A. Please plan accordingly. Once your participants have been added to the proposal, they will receive an automated notification to complete their abstract details. Your proposal is NOT complete until all participants have submitted their abstract details.

- **Symposium Participants** - Once your session Chair has created an overall proposal, you will receive a notification email to complete your abstract details. **Please do not create an individual submission.** Speakers will be given no more than 20 minutes to present their science and there will be Q&A at the end of the session.

POSTERS – DEADLINE: Thursday, September 18, 2025

- **Industry/For-Profit Poster Submitters** - Presenting authors that work for an industry company are considered industry posters. In addition, presenting authors that are affiliated with an industry company and are submitting a poster about a brand specific drug on behalf of an industry company should be submitted as an industry poster. There is a fee of \$500 USD to submit an Industry poster abstract. This submission category is subject to verification.
- **Professional/Individual Poster Submitters** - Presenting authors should be professionals in the field (e.g., Clinicians, Private Practice, Scientists, Academicians, Researchers). There is a fee of \$35 USD for a Professional/Individual to submit a poster abstract. This submission category is subject to verification.
- **Student/Trainee Poster Submitters** - Presenting authors who are currently enrolled in an educational program or post-doctoral fellowship/residency (including post-baccalaureate trainees) with proof of status required (for post-baccalaureate trainees this can be a letter from the research supervisor confirming their trainee status). All submitters may apply for a travel award. Individuals previously granted a travel award are not eligible to receive this award. If previously awarded, you may still apply to present a poster and indicate you are a previous awardee in the submission process. Submitters must upload a copy of their student ID or a letter from your training director/research supervisor to verify student status. There is no fee for a Student/Trainee to submit a poster abstract. This submission category is subject to verification.

Submission Type	Deadline	Fee
Symposium	Thursday, August 14, 2025	\$0
Industry Poster/ For-Profit *	Thursday, September 18, 2025	\$500
Professional/Individual Poster	Thursday, September 18, 2025	\$35
Student/Trainee Poster**	Thursday, September 18, 2025	\$0

*Presenting authors that are employed by a commercial entity are considered industry posters. In addition, presenting authors that are affiliated with a commercial entity and are submitting a poster about a brand specific drug on behalf of the entity should be submitted as an industry poster.

**Previous Travel Awardees are not eligible for another Travel Award.

Should you have any questions, please contact the Executive Office at info@apsard.org or call 615-649-3083.

SUBMISSION INSTRUCTIONS

Symposium and poster abstracts can only be **submitted electronically** at: hub.apsard.org.

Reference the below instructions and submission specifications for both symposium and posters. Incomplete submissions will **not** be considered or reviewed. Should you have any issues email info@apsard.org.


To submit your proposal, please follow the instructions below:

1. **Visit the 2025 Abstract Submission Portal and login:** hub.apsard.org
 - RETURNING USERS: If you are a previous member of APSARD or attended one of the 2015 – 2025 APSARD Annual Conferences, your account is stored within our system. Please select “Forgot Login? Click to Recover” at the bottom of the login page to obtain your login information. If you attended the 2025 APSARD Annual Conference, your account is stored within our system, and you will use your same login information.



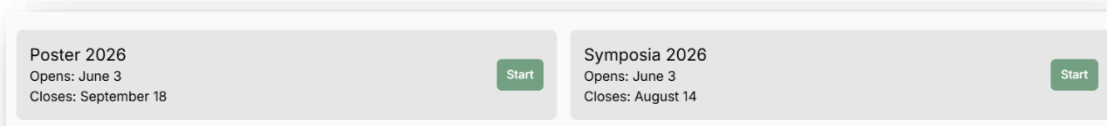
- NEW USERS: If you are a new submitter or your email address is not recognized by the system, please create a new account.

2. Click Submissions in the top left area of your screen, as seen below:

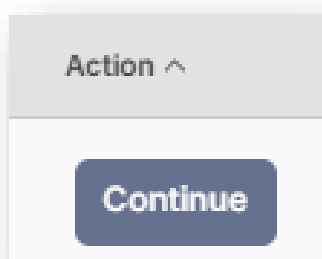


3. This is your Submissions Hub.

- You will see available submissions for APSARD and be able to view submissions that have already been submitted. You will now see a series of submission type boxes at the top of the page and a large table at the bottom of the page. The boxes each represent a single submission type (Symposium, Posters, etc.). Click the Start button to begin your submission for that type. Skip below for instructions. The large table will show submissions that you have entered the system OR that you have been added to by another user.
 - To start a new submission, click Start in one of the submission type boxes seen below.



- To continue an existing submission, click "Continue" in the row of the submission, as shown below.



Symposium Submission Instructions (CHAIR): Each symposium session will be 90 or 60 minutes. 90-minute sessions are comprised of up to 4 participants, including a chair and 60-minute sessions are comprised of up to 3 participants, including a chair. Chairs must protect 15 minutes for Q&A. Please plan accordingly. **The Chair must start the overall Symposium before each speaker can complete their own**

individual forms in the submission. Each Speaker will have their own individual form for their component presentation, including the chair if they have a formalized speaking component. The program committee will review all disclosures for participants on your proposal. If any participant is an employee, owner, or owns stock in a privately-held ineligible company, it may affect the Program Committee's decision. Individual speakers or the entire session may not be included in the program. The Chair will begin the submission by:

1. Navigating to hub.apsard.org, logging in, clicking Submissions in the left menu bar, and clicking "Start" in the Symposium 2026 rectangle.



2. Locating the Overall Symposium Submission Form. This form contains information on the overall Symposium and allows you to enter your speakers for this proposed session. Questions on the overall form include -
 - a. Session Length- Select 90-minutes or 60-minutes
 - b. Symposium title (200-character limit)
 - c. Overview of symposium, including learning objectives, presenters and topics covered (350-word limit)
 - d. Names and affiliations of chair(s), titles of individual presentations; names and affiliations of presenting speakers, co-authors, and discussant
3. Progressing through the form, the Chair will arrive at the “Participants & Role Selection” section, as seen on the subsequent page. Comments have been added to this image to aid in navigation.

The screenshot shows the 'Participants & Role Selection' section of a submission form. It includes instructions for selecting participants and a table with search boxes for each role. Annotations are provided to guide the user:

- A yellow box highlights the first row (Chair) with the text: "This first participant is the Chair, you are already marked as Chair."
- A yellow box highlights the second row (1. Speaker) with the text: "If you are also speaking, add yourself as a speaker."
- A yellow box highlights the third row (2. Speaker) with the text: "The 2nd participant is the first Speaker in your Symposium. You can change this at any time by changing the number in the position field below."
- A yellow box highlights the search box for the third row with the text: "Begin typing in the box above to search for a user, give the system time to complete a search. If no user is found, click ADD NEW."

4. Once all Speakers have been added by clicking their names in the search box, complete the form by navigating to the bottom of the page and clicking the large “Complete” button.
 - a. NOTE: Clicking this button will automatically notify added speakers via email invitation to complete their components. Chairs can enter the component presentations for their speakers, but the speakers must complete their financial disclosures themselves. For a Symposium to be completed, all component forms and the financial disclosures must be fully completed.
5. After completing this form, the Chair will now see added information to the table on their Submissions Hub, like in the below. Notice, 4 rows exist for this Test Symposium, the top row lists all participants in the Symposium in the same cell, each row underneath only lists a single participant. The top row represents the form you have already completed, the Symposium Overall Form. The additional rows each grant you access to that presenter’s submission. Once all are marked as Complete, you will need to log back in, review the packaged Symposium, and mark it as Final and Ready for Review.
6. **DO NOT** sign until you are ready to submit the overall session, and all participants submitted their portions. Once signed, your submission will move to Awaiting Review status and the proposal will be fully submitted.

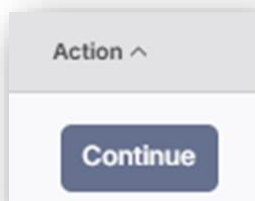


Submission Type ^	Submission Title ^	Submitter ^	Additional Information ^	Status ^	Action ^
^ Symposia 2026	Erin's Awesome Submi...	Erin Olinger		Requires Disclosure	Continue
Submission Title	Submitter	Additional Information		Status	Action
Speaker Untitled	John White			Requires Disclosure	Continue
Chair	Erin Olinger			Requires Disclosure	
Speaker Untitled	Gary Schechter			Requires Disclosure	Continue
Speaker Untitled	Liz Ent			Requires Disclosure	Continue



Symposium Submission Instructions (PRESENTER): If you are a presenter, you will need to be added to a Symposium by the chair of the symposium. Once that is complete, you will need to complete both your presentation form and your financial disclosure. Below are the steps to complete both forms. Once completed, the Chair of your proposed Symposium will review all of the speaker submissions before finalizing the overall Symposium. At this point, the Symposium will be sent to the Program Committee for review and final decisions.

1. Navigating to hub.apsard.org, logging in, clicking Submissions in the left menu bar, and reference the table on the bottom of this page. You should see a listing for a proposed Symposium. Clicking the “Continue” next to the form with your name will take you to the appropriate form.
2. Complete this form by entering the following:
 - i. Title (200 Characters)
 - ii. Hypothesis/objective (50 words limit)
 - iii. Methods (50 words limit)
 - iv. Results (50 words limit)
 - v. Conclusions (50 words limit)
 - vi. Headshot
 - vii. Bio
 - viii. Acknowledgement of Funding
 - ix. Slide Release Consent
 - x. Video Consent and Release Rights
 - xi. Finalize Full Submission and Signature
 - b. Accreditation Information.**
 - i. Literary References**: List at least ONE relevant literature reference for your presentation and please follow the American Journal of Psychiatry style.
 - ii. CV Upload: All participants must upload a copy of their CV for accreditation purposes when completing their disclosures.
3. Once complete, navigate to the bottom of the form and click the large “Complete” button. You will return to the previous page containing a table of your submissions.



4. Click the “Continue” next to the **Financial Disclosure** line by your name to begin your financial disclosure. Complete the form by clicking the large Complete button.



5. You have now completed all your required forms and your proposed presentation and financial disclosure have been sent to your Chair.



Poster Submissions: The information below should be submitted through the APSARD online submission portal by the posted deadline. Excluding title and authors, word limit is 200. To complete your poster submission:

1. Navigate to hub.apsard.org/submissions, log in, click “Submissions” on the left menu. Click the Start button under the “Poster 2026” header to begin your poster submission.
2. Complete this form by entering the following:
 - a. Title (200-character limit)
 - b. Co-Authors (names and affiliations)
 - c. Hypothesis/Objective (50 words limit)
 - d. Methods/Results (100 words limit)
 - e. Conclusions (50 words limit)
 - f. Other Conference related questions.

****Travel Award Submissions:** To submit your application for a travel award. Please first submit a poster. Should you be eligible, you must select “Student” on the poster form. Once you have completed the poster form, you will then be redirected to the Travel Award Application Form. Complete the second form to complete your application.

Additional instructions pertaining to all submissions:

- **Hypothesis/Objective.** Make the specific aim of the presentation clear and relate to current literature.
- **Methods/Results.** Where relevant, describe the sample including size, variables measured and interventions clearly. Include no more than two figures and make them clear to a broad APSARD audience, including presenting findings and looping in clinical relevance.
- **Conclusions and Implications.** Emphasize new and important aspects of the findings and implications for scientific knowledge and clinical practice. Include or mention key “take-away” messages that will be presented (see second paragraph above).
- **Acknowledgement of Funding***

**Not included in word count*

***APSARD Program Committee may request slight edits to submissions to better align with APSARD’s goals for the annual conference.*

Should you have any questions, please contact the Executive Office at info@apsard.org or call 615-649-3083.

