

Winter 2021

LORI'S



Country Cottage

Cultivating Your Creativity With Fabric



The Little Quilt Shop That Could

March 2020 and the threat of the Coronavirus started an uphill climb with an uncertain destination for Lori's Country Cottage and all of our customers. Our physical doors were closed, so we knew we had to do everything we could to make sure you had the supplies you needed. With more time on your hands, crafters and former crafters everywhere dusted off their sewing machines and began quilting again. Stories were shared over and over of people reigniting their passion for sewing and quilting. Everyone wanted to quilt but there was no access to our physical store.



Curbside pick up was born and our famous green chair outside the front door became the place for safe exchange. Quilters are ingenious creatures and you and our staff devised many ways of finding just the right fabric and thread for every project. The telephone became a lifeline and hours were spent exchanging pictures and trying to match fabrics. Fabric swatches and little bits of thread were passed over and you trusted us to head upstairs to find a match.

Health Canada declared that masks would help to protect everyone and the mask making industry was born. Hundreds of thousands of masks were made and donated or sold. Swept up in the wave, we provided videos and free patterns to anyone who wanted one. Thousands of meters of elastic and nose wires, elastics with cord locks and meters and meters of polypropylene were used. We even had a local company make us an acrylic template with multiple sizes to make your job easier.



In order to stay connected with you and keep the sewing community connected, we reached out with social media. With the convenience of online shopping, our website was revamped, with almost our entire inventory available for you to see. In addition to our weekly Cottage Chatter, we began doing Facebook live videos several times a week and added How-To's Days to the mix. We learned to interact using a document camera, Facebook, Messenger, text message and email.....

Continued on page 30



Table of Contents

Annual Schoolhouse	07
Basics of Quilting - Fun & Finished	10
Block of the Month	32
Cactus Flower Table Runner	11
Cathedral Stars	12
Class Pass	09
Getting Started With Farm Girl Vintage	13
Jagged X's	14
Judy's Junkies.....	26
Kansas Trouble Quilters.....	29
Kimberbell Fill the Blank	15
Log Cabin With A Twist Table Runner	18
Longest Day of The Year Sale	04
Lust Have.....	16
My Two Baby Sisters	17
One Zip, Two Zip, Red Zip, Blue Zip	19
SAFER Sewing Retreat.....	06
Scrap Lovers.....	27
Scrappy Applique	20
Sewing Machine Clinic	04
Stitch Party - OESD - Machine Embroidery	22
Store Policies	28
Sunflower Illusion	23
Travel With Lori's Country Cottage	05
Tucker University	24
UnFinishedObjects.....	27
Westalee Crosshair Ruler Carrier	25
Winter Retreat.....	06
Wish Upon A Star.....	21

July 2-31
Made In Canada
Quilting Sale

Have your quilts
custom quilted and
save!

1 Quilt
2 Quilts
3 Or More Quilts

SAVE 5%

SAVE 10%

SAVE 15%

Call for a private consultation to discuss the quilting. 780-464-9697

ANNUAL
THE
LONGEST
DAY
of the year
SALE

Watch our website and
 your Cottage Chatter for
 details of this mega
 June sale!

First Thursday of each month!

Sewing Machine Clinic

Have your machine at
 Lori's Country Cottage by
 close Wednesday for
 service Thursday.



Travel With Lori's Country Cottage



Planning a trip can be stressful, but when travelling with our group, your details have been taken care of. It is amazing to have plans made for you - the best spots have been researched and arrangements have been made. Share your experience with other like minded people while making new friends. Travelling with a group, whether solo, with friends or as a couple, you are sure to make some new travel friends for life. Treat yourself to one of these great trips.

February 1-14, 2022

You deserve a relaxing trip on the renovated Celebrity Silhouette.

Visit the tropical ports of St Maarten, St Lucia, Barbados, Antigua, St Kitts & Nevin.

Quilting during the 4 days at sea and
10 days of pampering & fun!

Pay deposit &
book your cabin
by March 30 to
receive a \$200
Shipboard Credit

Book a balcony today for only \$2499PP Can \$

Includes 10 Day Cruise,

Classic Beverage Package, Tips & Wifi

Optional Quilting Workshop & Kit \$450

\$500 refundable

deposit holds your spot

May 13-22, 2022

Unwind among the pristine rolling hills of Lancaster County. Share the road with the Amish and their horses and buggies. Enjoy the hearty Amish cuisine and excellent examples of craftsmanship from quilts to clocks.

Trip includes return flights from Edmonton, transfers, accommodation, tours, theatre tickets, all breakfasts and dinners. All you need is lunch money and spending money.

\$4200
PP
Dble Occ

SAFER Sewing Retreat **Sewing And Friends Epic Retreat**

Lisa Bernard
\$50



It's time to reconnect with sewing friends! Join Lisa for a marathon weekend of sewing fun. Start something new or complete some UFO's. Weekend includes a Q & A session, door prizes, games and a chance to share and learn from others. Lisa will be available for the entire weekend to help and answer questions.

Fri Mar 26 6 - 10 pm
Sat Mar 27 9 am - 9 pm
Sun Mar 28 9 am - 5 pm



February 25-27, 2022

Save the date!

Winter Retreat

Providence Renewal

Annual Schoolhouse

April 23-25

- You will not want to miss it!
- Mark your calendar!
- Eight Learning Videos
- Tips with demos for tricks and techniques
- All from the comfort of your favorite chair
- All demos will be available to watch for an entire weekend
- Discounts will apply to all product presented
- With each purchase you make, your name will be entered to win prizes!
- Register for the event and your name will be entered for the grand prize draw of a \$50 Gift certificate! Registration is **FREE!!!**



Happy Birthday To You!

Celebrate your
birthday with
20% off!

Valid the day
before, day of
& day after!

Cannot be combined with any other offer. Instock items only.





NATURE'S CALLING

by Northcott Studio




My Canada

by Deborah Edwards



Arriving Lori's Country Cottage April 2021



Sweetwater



Why take a class?

If you are a longtime quilter or it has been a longtime since you pulled your sewing machine out of the closet, branch out with your hobby. One of the classes at Lori's Country Cottage might be the solution for you.

Learn new skills and proper quilting techniques or be motivated to start a new project with your existing skills or new-to-you skills.

Meet new people and have some fun spending time with other people who share the same interest. A class affords you the time you deserve, investing in yourself and reaping positive benefits for your mental and overall health.

The agenda of a class will motivate you to keep on task and provide a feeling of accomplishment at the wind-up.

Lori's Country Cottage encourages you to peruse our classes and invest in yourself .

GET A CLASS PASS!

Gold Class Pass \$100

*valid for 3 classes each valued under \$100

Platinum Class Pass \$175

*valid for all the classes you want!

**Lori's reserves the right to revoke a Class Pass if two sessions are missed.*

**Class Passes are not valid for any Club or Event, are non-transferable and cannot be combined with any other offer.*

**Registration on our extended classes only receive a discount with the Class Pass*

**Only valid for the initial session taken of Tucker University Classes*

On Sale until March 15, 2021

Classes

Basics of Quilting – Fun & Finished

Gail_Schaffler

\$165



Gail has redesigned her course to accommodate virtual learning, by

focusing on and teaching one step of the quilt construction process in each class. Gail will be sewing the same quilt along with the students, allowing her to provide explanations and clear demonstrations of each step along the way. A brief introduction to the class will be held by Zoom, followed by an evening of shopping for fabric and supplies with a 20% class discount. The quilt top will be finished by the 5th class, and a period of 3 weeks is provided to allow time to have the quilting completed. The 6th class is a finishing class, where the binding will be sewn onto the quilt. This course covers all the basics, from start to finish!



ORT Mon Mar 29 7 - 8 pm Shopping in store Mon Apr 5 6 - 9 pm
 Class 1 Rotary Cutting Apr 12 6 - 7:30 pm
 Class 2 Sewing & Squaring Blocks Apr 19 6 - 9 pm
 Class 3 Quilt Assembly Apr 26 6 - 8:30 pm
 Class 4 Borders May 10 6 - 8:30 pm
 Class 5 Binding May 17 6 - 8:30 pm
 Class 6 Finishing Your Quilt Jun 7 6 - 8 pm

Cactus Flower Table Runner

Brenda Boychuk

\$110



Have you tried paper piecing and would

like to learn some new techniques? The Cactus Flower Table Runner by Judy Niemeyer is a gorgeous project that will

take your foundation paper piecing skills to the next level. The pattern includes enough papers to make three table runners, which means that you can make one for yourself and have two to give as gifts. In this class we learn how to paper piece "The Judy Way" and work on blocks that are frequently used in her larger quilts. Time will be spent working on the blocks and sewing the table runner top together.

ORT Wed Apr 21 7 - 8 pm

Shopping in store Wed Apr 28 6 - 8 pm

Classes Wed May 5, 12 & 19 6 - 9 pm



Store Hours

M-F 10 - 4 ~ Th 10 - 7

Sat 10 - 4

Closed Sundays at this time

Closed Holidays

Apr 1 & 4, May 24,
Jul 1, Aug 2, Sep 6

Cathedral Stars

Laurrie Gerzanich

\$70



If you've been hanging out at Lori's for the past few years, you know that Laurrie loves curved piecing. She's taught lots of classes over the years using the *Quick Curve Ruler* from *Sew Kind of Wonderful*. Their technique is great! This time Laurrie chose to do something that gives the illusion of curves.

This Cathedral Stars pattern doesn't require any special rulers, and all the blocks are made with straight line piecing. Join Laurrie to find out how, with a bit of fabric manipulation, you too can create this great illusion!



ORT & Shopping in store May 1 10 am - 12 pm

Class May 8 10 am - 4 pm



All students receive a 15% discount for quilting their class projects!*

*Winter class projects must be submitted for quilting prior to June 30, 2020



Getting Started with Farm Girl Vintage

Debra Jamieson

\$55





Pull out
your *Farm*

Girl Vintage books by Lori
Holt and join Debra to
venture into
making some of
those cute blocks.
In class, students
will look at some

tips for organizing the cutting process,
refining the construction process for
optimum accuracy, and planning for
best fabric utilization. You will complete
at least one 12 inch and one 6 inch
block to get you started on your *Farm
Girl Vintage* journey.

(To comply with copyright law, each
student must be able to prove
ownership of one of the *Farm Girl
Vintage* books, any title).



ORT Tue Mar 30 7 - 8 pm

Shopping in store Tue Apr 6 5 - 7 pm

Class Tue Apr 13 6 - 9 pm



Jagged X's

Barb Leger

\$110



This quilt goes together easily, with the colour choices really making a statement.

The easiest way to pick your colours is by using a jelly roll or a layer cake. Either works well and gives lots of variety and coordination of colours. Barb will show you how to make quick work of angles, using "Clearly Perfect Angles". (You may choose to purchase this tool, but it is optional.)



ORT Thu Mar 11 7 - 8 pm

Shopping in store Thu Mar 18 5 - 7 pm

Classes Mar 25, Apr 1, Apr 8 6 - 9 pm



KIMBERBELL® FILL IN THE BLANK

Kimberbell Fill in the Blank

Laura Catto

\$60 per 3 months *Class Pass not applicable*



Join Laura to learn new techniques and try

new products while creating fun projects. Each month, a new blank comes from Kimberbell and will feature a

surprise "Fill in the Blank" project. Each project can be completed by sewing machine or by embroidery machine. When you register, you are signing up for a set of 3 classes, which includes the 'blanks' and instructions and/or embroidery files for the 3 projects. Embellishment kits are available for purchase each month.



*The images are from Group 1.

Group 2 Apr 18, May 16 & Jun 6 12 - 3 pm

Group 3 Jul 18, Aug 22 & Sep 19 12 - 3 pm

Group 4 Oct 17, Nov 21 & Dec 5 12 - 3 pm

Lust Have

Barb Leger

\$110



This great eye-catcher can be made in neutrals or bright colours – or anything in between. Use jelly rolls and a background fabric, or cut your own strips. Two easy blocks is all it takes to make this eye-popping design. Come join the fun - actually stay home and join the fun!

ORT Sat Apr 17 2 - 3 pm

Shopping in store Sat Apr 24 1 - 3 pm

Classes Sat May 1, 8 & 15 1 - 4 pm



My Two Baby Sisters

Brenda Boychuk

\$80



Join Brenda to learn the beginner techniques used by designer Judy Niemeyer to create her beautiful quilts.

In this class we will work on a simple project that

will introduce Judy's way of paper piecing.



Time will be taken to show how to cut the foundation papers and templates, sew a single unit, and how to chain piece with paper. We will then work on finishing the units and sewing the placemat top together.

ORT Mon Mar 8 7 - 8 pm

Shopping in store Mon Mar 15 6 - 8 pm

Classes Mon Mar 22 & Apr 5 6 - 9 pm



Log Cabin With A Twist Table Runner

Sharon Dimond

\$120




Create a table runner for any season, using equilateral triangle blocks. You may use two or three colour ranges of fabric. Runner will measure 16" x 36".

Prerequisite: A basic knowledge of Paper Piecing.

ORT Wed Mar 17 7 - 8 pm

Shopping in store Wed Mar 24 6 - 9 pm

Classes Wed Mar 31, Apr 7 & 14 6 - 9 pm



One Zip, Two Zip, Red Zip, Blue Zip

Debra Jamieson

\$55



This “meant mainly for enjoyment class” is for those who want to sew something that will be “fun, frivolous, and finished” in an evening. Are you a bit intimidated by zippers and stabilizers? The emphasis will be on creativity and relaxation as we construct 3 little zippered bags that use zipper applications, stabilizers and techniques that

might be familiar from bag making, but are achievable even if you are new to sewing. If you can adjust stitch length, stitch width, and use your machine with a zipper foot, you will find these projects easy. Join Debra for this low

pressure, highly social evening. Some homework is required.



ORT Tue Apr 27 7 - 8 pm

Shopping in store Tue May 4 5 - 7 pm

Class Tue May 11 6 - 9 pm



Our shop is always
open on line!!

www.loriscountrycottage.com

Scrappy Appliqué

Lisa Bernhard

\$85



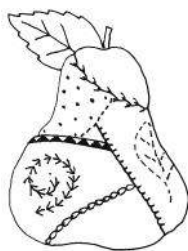
Use up those scraps! Join Lisa to learn a fast and fun appliqué method. Basic colour theory and machine appliqué will be covered. Book required.



ORT Thu Apr 15 7 - 8:30 pm

Shopping in store Thu Apr 22 7 - 9 pm

Classes Thu Apr 29 & May 6 6 - 9 pm



Wish Upon A Star

Laurrie Gerzanich

\$80



Who doesn't love Stars? You can *Wish Upon a Star*, take a romantic stroll under the stars, or just enjoy some star gazing. If we ever get to travel again, you might even see some stars walking down the street. The possibilities are endless.

This is a 9 month program using the *22.5 Squedge Ruler*. What is a Squedge? Well, it is a squared off wedge. Each month we will make a different 12" star block (3 blocks are duplicated in quilt).




Join
Laurrie on
Facebook
Live, at

1 pm on the second
Sunday of each
month, to put
together this great
quilt!

Kit required \$129

Ruler required \$26.99



Classes Apr 11, May 9, Jun 13, Jul 11, Aug 8, Sep 12, Oct 10,
Nov 14, Dec 12 1 - 2 pm Facebook Live

Stitch Party – OESD – Machine Embroidery



Laura Catto

\$30 per class



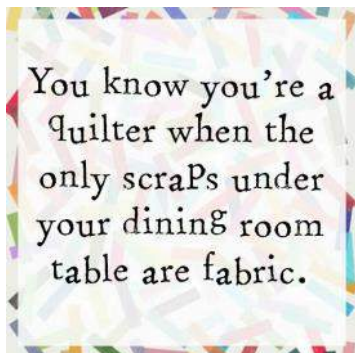
Have Laura
build your
confidence

each month learning a new
technique or be educated
about a new product while
creating fun projects. Each
project is designed to
teach a new

technique! This class is geared for any
level of embroiderer. Take one class or
take them all.

Each class will run from 11 am - 2 pm

- Mar 13 Celestial Lights Fabric Trays
- Apr 10 Quilter's Building Blocks Pillow
- May 8 Whitework Petals Scarf
- Jun 12 Floral Quilting Table Runner
- Jul 10 Squeeze the Day Table Topper
- Aug 14 Punny Kitchen Double Oven Mitt



Sunflower Illusion

Brenda Boychuk

\$110



We often hear of 'Christmas in July', and now it is time for 'Fall in April'. What is better for a fall quilt design than these beautiful sunflowers? You can make this quilt with a light background to represent the sunflowers during the day or a dark background for the sunflowers at night.

If you are not a sunflower person, you could make this out of any fabrics that you like to create a more abstract quilt. In this class you will learn how to make a paper pieced quilt using techniques developed by Judy Niemeyer. Previous paper piecing experience will be an asset.



ORT Mon Apr 12 7 - 8 pm

Shopping in store Mon Apr 19 6 - 8 pm

Classes Mon Apr 26, May 3 & May 10 6 - 9 pm





Deb Tucker's
Studio 180 Design
Tucker University
featuring
Gail Schaffler, Studio 180 Design Certified Instructor



are designed to

accuracy by streamlining and simplifying construction of many units commonly used in quilting, with a new tool and/or technique taught in each class. The first 4 of 13 classes that are offered in year 1 of Tucker U are being scheduled this session. The program will continue in the fall of 2021.

Tools and technique sheets are required. At the orientation 1 week prior to the class, students will have the opportunity to pick up their supplies with a 20% class discount.

Please note that the Class Pass only applies to the 1st of each of the sessions you take. Each class is \$30.

Tucker U - Year 1 \$30 per class

1.1 Tucker Trimmer 1 & Shaded 4 Patch

ORT Tue Mar 9 7 - 7:30 pm

Class Tue Mar 16 6 - 9 pm



1.2 V-Block & Sidekick High/Low

ORT Tue Apr 13 7 - 7:30 pm

Class Tue Apr 20 6 - 9 pm



1.3 Wing Clipper & Pickets & Quickets

ORT Tue May 11 7 - 7:30 pm

Class Tue May 18 6 - 9 pm



1.4 Square Squared & Little Houses

ORT Tue Jun 8 7 - 7:30 pm

Class Tue Jun 15 6 - 9 pm




Tucker U - Year 2

2.7 Shaded 9 Patch

ORT Tue Mar 30 7 - 7:30 pm

Class Tue Apr 6 6 - 9 pm



Prerequisite - completion of Tucker U Year 1 curriculum

Westalee Crosshair Ruler Carrier

Sharon Dimond
\$120



Make a ruler carrier for your *Westalee 12.5" Crosshair Square*. This ruler is fragile and

needs a safe place to be stored or transported. You will use one or

two new block patterns by Angie Atwood, Radiance and/or Fiesta. The inside pockets could hold other rulers or blocks.

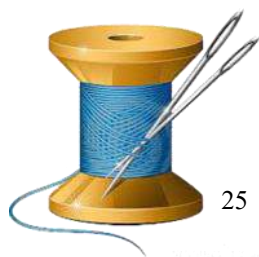


Prerequisite: Basic Westalee template and ruler knowledge.

ORT Wed Apr 21 1 - 2 pm

Shopping in store Wed Apr 28 1 - 3 pm

Classes Wed May 5, 12, & 19 12 - 3 pm



Clubs



Belong to a club! Even if you are staying at home, you can still participate with the quilting community. Enjoy the camaraderie of quilters from home! No need to pack up your tools! Brenda is our club facilitator and is full of knowledge that she loves to share. Join for the friendship and fun!

Judy's Junkies

Brenda Boychuk

\$25 per class



Are you as addicted to Judy Niemeyer's quilts as Brenda? Have you taken a workshop from Judy or one of her instructors and now have a UFO that you would like to get finished?

Join this foundation paper piecing club and sew with others who have similar interests. Brenda will provide all the assistance you need at each class, but there will be no formal class instruction.





Classes 2nd Sunday of the month 9:30 am - 3:30 pm
Mar 14, Apr 11, May 9, Jun 13, Jul 11 & Aug 8

Scrap Lovers

Brenda Boychuk

\$25 per class

If you have a stash to bust, you will love this club. Brenda will suggest ideas for scrap quilts from books or small patterns. The Club members will choose the quilts they want to make - they may be the same or each member can make a different quilt. Join and get inspired to use up some of your scraps.



Classes 3rd Friday of each month 9 am - 3 pm
Mar 19, Apr 16, May 21, Jun 18, Jul 16, Aug 20

UnFinishedObjects

Brenda Boychuk

\$25 per class

Would you like to set aside time to sew? Can't get away to a sewing retreat? Join Brenda and finish projects or get new ideas to use up your scraps. What a great idea!

Classes 4th Wednesday of each month 9 am - 3 pm
Mar 24, Apr 28, May 26,
Jun 23, Jul 28, Aug 25







Store Policies

Please Read carefully before registering for classes.

- To guarantee your place in a class, payment must be made at the time of registration. Phone registrations are accepted with Visa or Mastercard.
- If you are unable to attend a class, you may ask a friend to take your place. **There are no refunds on registration fees.** Class Pass exempt.
- If minimum enrollment is not met, we reserve the right to cancel the class. In this case a full tuition refund will be given.
- If there is no orientation, it is your responsibility to ensure that you get a list of materials or a pre-class homework list.
- Lori's Country Cottage aims to keep the cost of classes down so we require that your supplies be purchased from Lori's Country Cottage.
- Do not purchase your materials until the class has minimum enrollment.
- Due to copyright laws, class participants are required to have the pattern or book if applicable.
- No children, babies or guests in class. Teens 16 years and older are welcome in our adult classes.
- Please leave the store number at home for emergencies and have your cell phone turned off during class.
- Please be prompt for on-time start to classes and attend all sessions.
- All classes held at Lori's Country Cottage require that you supply your own:

- Sewing Machine
- Sewing Kit
- Rotary cutter
- Rotary Cutting Mat
- 6" x 24" ruler

Class Standards		
Beginner		Some knowledge of a sewing machine.
Advanced Beginner		Have taken a beginner class and is ready to try new projects.
Intermediate		Has made several projects and is comfortable learning new techniques.
Challenging		Ready to try something difficult.

The first session of each class is usually an orientation class (ORT). The ORT is planned to give the students time with the instructor to assist them in selecting the materials and tools required for a class and often prep work. All supplies purchased at the ORT will qualify for a **20% discount**.

Kansas Trouble Quilters

Have these fabrics caught your eye? Who is Kansas Trouble Quilters? It's a quilt shop in Bennington, Kansas, owned by fabric designer Lynne Hagmeier.



Kansas Troubles Quilters

Lynne Hagmeier caught the attention of Mark Dunn, the owner of Moda fabrics when she designed an in-store block of the month program using old/no longer in print Moda fabrics. The block of the month was so popular with consumers that Moda reprinted some of the fabrics. The next year, when Lynne designed her block of the month, she didn't use Moda fabrics and Mark wanted to know why. She simply responded that she didn't like any of the prints that were available! Just like that, her fabric-designing career was launched! She began designing the Kansas Troubles Quilts line of fabric for Moda in 1999.

Lynne begins designing almost all of her fabric lines with one vintage print in either a spring, fall or Christmas theme. She then adds coordinating smaller prints and geometrics, as well as her signature dot prints.

Lynne draws inspiration from vintage fabrics and quilts and her passion for antiques. Like many of us, she has no shortage of ideas and goes by the common adage, "Too many ideas, not enough time".

After over 20 years of designing, Lynne's fabric lines and patterns have remained timeless, relevant and accessible for all quilters. Her layered patchwork technique came out of a desire to make a quilt that can be used and loved but with a minimum of time and effort.

Arrives April 2021



Watch Lori's Country Cottage for Lynn's new line named *Prairie Days*. Yardage and precuts to compliment her new book, *Prairie Days Mini Quilts* arrive April 2021 .

Continued ...

Since it looked like classes would be postponed long-term and we were missing the sharing, we turned to Zoom! What a revelation. You can learn, laugh and visit, without being in the same physical space.

A fabulous selection of classes and clubs are ready to launch! The new schedule is entirely on Zoom - the next best thing to being with you.

To be sure that you know what you will need, each class will have a Zoom orientation. There are scheduled shopping times for you to come and purchase your supplies with all safety regulations still in place. For long distance or if you are unable to come to the store, you'll be able to purchase your class supplies on our website or by phone for pickup or shipping.



Connect with your community friends and your friends far away in our first weekend Zoom retreat, the "Sewing And Friends Epic Retreat" (SAFER). It will be a weekend of sewing, visiting, learning,

laughing and sharing that's sure to get everyone reconnected.



In hopeful anticipation, we are planning for a time when we can all be together again and have booked retreat space for a winter retreat February 25 - 27, 2022.



Our Quilting at Sea cruise is planned for February 4 - 14, 2022. You can combine your passion for travel with your passion for quilting by joining us for 10 glorious days of cruising, exploring and quilting.

Slow your pace down and join us for our Amish Country Trip to Lancaster, PA May 13 - 22, 2022. Take a break and enjoy the Amish for 7 days - see the quilts, enjoy the farmland, history and culture. All you need to bring is your lunch money ... and

money for shopping of course!

Our extensive array of Block of the Month programs are a terrific way to get a big job done in accomplishable chunks, working at your own speed. No choices to make ... the fabric is all chosen and packaged in bite sized projects. We have over 40 programs running at any one time and are always scouting out new, beautiful projects for you to enjoy.



We are thankful that our online store has been able to offer a lifeline for many of you and we are thankful that we've been able to keep people sewing all over the world.

In the near future, you will appreciate the improvements to our website. You asked for better search capabilities, more filters and a more user friendly website, and we're getting it done.



2020 only reinforced that quilters are amazing and resourceful, generous and compassionate, and always supportive and encouraging. We thank you for supporting Lori's Country Cottage as we chug along, doing our best to cultivate your creativity with fabric. Thank you for your positive comments and compliments as we learn new technology. Thank you

for laughing along with us when we hit the wrong button, step on the microphone cord or turn ourselves sideways (or even upside-down). Thank you for being willing to try something new, whether it's a Zoom class or buying from our website.

We've learned a lot over the last year, but the most important thing we've learned is that like that little engine that could, we thought we could, we thought we could, and we did! We will continue to do whatever it takes to support you all in your quilting journey.



Thank you,

Lori and the staff at Lori's Country Cottage

Lori's Country Cottage is 28 years old!



On the 28th of each month, Lori's Country Cottage thanks you for your loyalty. The discount is equal to the guaranteed high temperature for that day. Hot or cold, 30 degrees means great savings! If that temperature is less than 10 degrees, we add 10 to that number. 4 degrees is a 14% discount.

Block of the Month

Lori's Country Cottage has over 10 years of experience and expertise maintaining Block of the Month programs. By splitting each program into monthly attainable goals, you can make a quilt on a budget and learn new skills with a feeling of accomplishment. We offer over 40 gorgeous quilts, eliminating the difficult choices for fabric, saving you time, money, and the leg work. We invite you to check out all our programs. Join anytime and create on your own schedule. We are always looking for new programs, so check back!



LORI'S 
Country Cottage

Cultivating Your Creativity With Fabric

780-464-9697 ~ 877-464-9697 32
www.loriscountrycottage.com