



# 4-H Online 2.0 Animal Entry Guide

## Cat Project

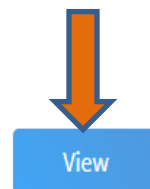
*\*Note: For 4-H Members 8 and above*

### Log into 4-H Online

- Use your family email and password [co.4honline.com](https://co.4honline.com)

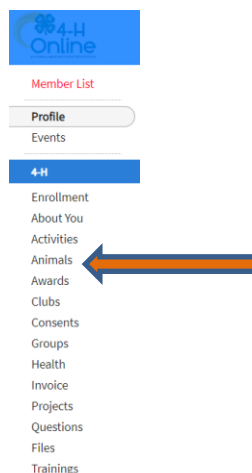
Click “View”, next to Member’s Name

Tucker Jeter #221671  
Sep 18, 2010

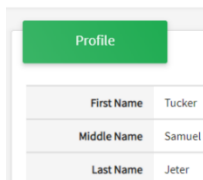


### Locating ‘Animals’

- Desktop**, select “Animals” from the left side navigation



- Smart Phone or Tablet**, click on the 3 bars in the top left corner



With either option, this will bring up a drop down list to begin adding Animals.



## Adding an Animal

- Click "Add an Animal"

Add an Animal

Then select "Add New Animal"

- Select Cat, from the drop down. **REQUIRED:** Enter Animal's Tag Number, click "Save"

Add an Animal

- Next, click "Show Questions"

**Animal Entry is open for the current enrollment year.** - Is all information complete? Check all county animal entry deadlines.

**READ All County instructions for each animal species as county requirements vary.**

Show Questions

Back

Next

- Enter the animal's name.

Animal Name

Enter Unique Identifier (Example: Name of Animal)

- Choose the breed from the drop-down box. Choose "other breed" or "mixed breed" if breed isn't listed. **ONLY** select one breed.

Breed *required*

- Fill in a description of the cat's colors and markings.

Colors And Markings

Provide any specific animal colors and/or markings.



- Enter the FVRCP Vaccination Date

FVRCP Vaccination Date

Choose a date

- Enter purchased or leased date

Purchased Or Leased Date

Choose a date

- Enter Rabies Tag and Vaccination Date

Rabies Tag Number

RabiesTagNumber

Rabies Vaccination Date

Choose a date

RabiesVaccinationDate

- Enter the registration information, if your cat is registered.

Registration Number

- Enter the Animal Gender – male or female.

Animal Gender

Sex

- Enter whether or not the animal is spayed or neutered

Spayed Or Neutered

☒ Yes

☐ No

- The Tag number was carried over from first screen, enter Tattoo, if applicable.

Tag *required*

5698

Enter County Tag Number, if no tag number enter 0

Tattoo

Enter County Tattoo Number, if no number enter 0

- Click “Next”, continue with the “File Uploads” that are required by your local county extension office. These will vary by county and species. **Please follow your county guidelines.**



Back

Next



Cat (Photo 1)	Cat (Photo 2)	Cat (Photo 3)	Cat (Vaccination Record)	County Use Form (Cats)
No Image Selected	No Image Selected	No Image Selected	PDF No File Uploaded	PDF No File Uploaded
Upload	Upload	Upload	Upload	Upload

- Confirm all information, click 'submit'

Progress bar with three steps: Questions, Files, Confirm. The 'Confirm' step is currently active.

Back Submit

- County Extension staff, will review all information. If more is needed, members can edit. Once "Approved" by your local county extension office an email will be sent to your family account (example below) A time and date stamp for each animal.



Your animal submission for [redacted] in 4-H has been approved.

Animal - Submitted

Created on Feb 4, 2021 5:29 PM

Modified on Feb 4, 2021 5:48 PM

Submitted on Feb 4, 2021 5:48 PM



000

Beef Market

Questions, please contact your [local extension staff](#).