



# Public Safety Power Shutoff






## Tips to Help You and Your Family Prepare

April 2021

At PG&E, our most important responsibility is the safety of our customers and communities. **During severe weather, we may need to turn off power for public safety. This is called a Public Safety Power Shutoff (PSPS).** We know losing power is disruptive to your work and personal life, so we want to help you prepare. To learn more about PSPS events, visit [pge.com/psps](https://pge.com/psps).

### What factors lead to a PSPS?

As each weather situation is unique, we review a combination of factors to decide if power must be turned off. These include:

-  **Low humidity levels**, generally 30% and below
-  **Forecast of high winds** above 20 mph and **wind gusts** in excess of ~30-40 mph
-  **Condition of dry material** on the ground and low moisture content of vegetation
-  **Red Flag Warning** declared by the National Weather Service
-  **On-the-ground, real-time observations**

### How will you be notified of a PSPS event?

We will share what we know as soon as we can, keeping in mind that weather conditions can be uncertain.



Notifications will be made through **calls, texts and emails.**

#### Notifications will include:

- ✓ When power is expected to be **shut off** and **restored**
- ✓ A link to [pge.com/pspsupdates](https://pge.com/pspsupdates) with access to:
  - Outage maps
  - Community Resource Center locations
  - Available resources

## Are you ready for a potential power outage?

To help prepare for public safety outages, here are some things to consider:



**Update your contact information** and preferred language for PSPS notifications by visiting [pge.com/mywildfirealerts](https://pge.com/mywildfirealerts) or calling **1-866-743-6589**.



**Prepare and practice your emergency plan** to ensure that everyone knows what to do.



**Plan for medical needs** like medications that require refrigeration or devices that need power.



**Build and/or restock your emergency supply kit** with flashlights, fresh batteries, first aid supplies, food, water and cash.



**Identify backup charging methods** by visiting [pge.com/backupper](https://pge.com/backupper).

## Where can you find additional resources?



Review safety resources, preparedness tips and emergency planning tools.  
[safetyactioncenter.com](https://safetyactioncenter.com)



Receive extra help to prepare for public safety outages from the Disability Disaster Access and Resources Program.  
[disabilitydisasteraccess.org](https://disabilitydisasteraccess.org)



Sign up for Address Alerts to be notified about a potential PSPS at any important address.  
[pge.com/addressalerts](https://pge.com/addressalerts)



Review the PG&E Emergency Preparedness Checklist.  
[pge.com/emergencychecklistbiz](https://pge.com/emergencychecklistbiz)



If you rely on power for medical or independent living needs, apply for our Medical Baseline Program.  
[pge.com/medicalbaseline](https://pge.com/medicalbaseline)



Help children learn the importance of emergency preparedness with games, safety tips and quizzes.  
[kidsemergencysafety.com](https://kidsemergencysafety.com)

## Learn More

For the latest on PG&E's wildfire safety efforts, please visit [pge.com/wildfiresafety](https://pge.com/wildfiresafety).



For translated support in over 250 additional languages, please contact PG&E at **1-866-743-6589**.