



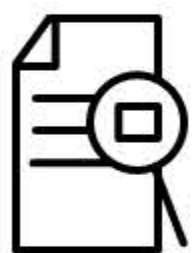
# NWoW 2012-2019 Summary Report

January 2020

## History


Starting as a pilot project in 2012, and with the continued support of the California Community Colleges Chancellor's Office, the New World of Work (NWoW) program has been growing to scale since 2017. **With the goal to scale to 115 colleges by the end of 2020, NWoW closed out 2019 with 85 official college partners!**

### 2012-2013



The New World of Work team convened a series of Skills Panels to identify the essential mindset and interpersonal skills needed across industry sectors. This research formed the basis of our "Top 10" 21st Century Skills. Each skill was associated with specific learning outcomes, which were crosswalked to national lists of college/career-ready competencies.

### 2014-2016



Using expert curriculum and assessment developers, NWoW created **FREE** modules for instructors to teach 21st Century Skills to a wide demographic of learners. Modules were tested and enhanced with video scenarios, digital badge certifications, and data collection tools.

### 2017-2019



To serve the professional development needs of our active Community of Practice, NWoW developed a training methodology utilized across the West Coast. Trainings allowed instructors from Community Colleges, 4-year Colleges, K-12 Districts, Adult Education, and Workforce Development Boards to collaborate, review the NWoW module content, practice facilitation strategies, and learn best practices for infusing work-based learning (WBL) with skills education.

## Building an Ecosystem: Instructors, Students, and Employers

New World of Work's 21st Century Skills modules and trainings have created a bridge from education settings into workforce development to serve both the needs of students and employers.



88%

of CA community colleges have sent their instructors/staff to NWoW Trainings



366

non-college groups, including workforce dev boards, K-12, and Adult Ed have sent instructors/staff to NWoW Trainings



1730

instructors trained to date through 60 trainings since 2015



97%

of instructors report curriculum meets or exceeds expectations for curriculum relevancy



9867

Learner Digital Badges earned by students to date



3939

Academic Digital Badges earned by students to date



87%

of employers are more likely to offer work-based learning to a student who has completed the NWoW program

## THE DIFFERENCE WE MAKE WITH STUDENTS\*



81%

of students report using the 21st century skills they learned in their daily lives

67%

of students involved in WBL plan to continue working with the same employer after the course

87%

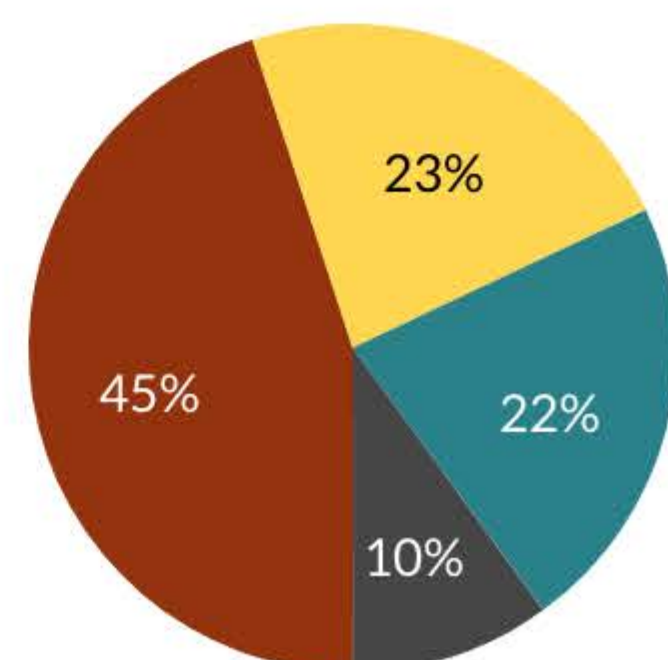
of students feel that the skills they learned will be useful in their future career or academic goals



81%

of students feel more prepared to enter the workforce

## Groups Using NWoW



Instructors (45%) Support Staff (23%)  
Other (22%) Administrators (10%)