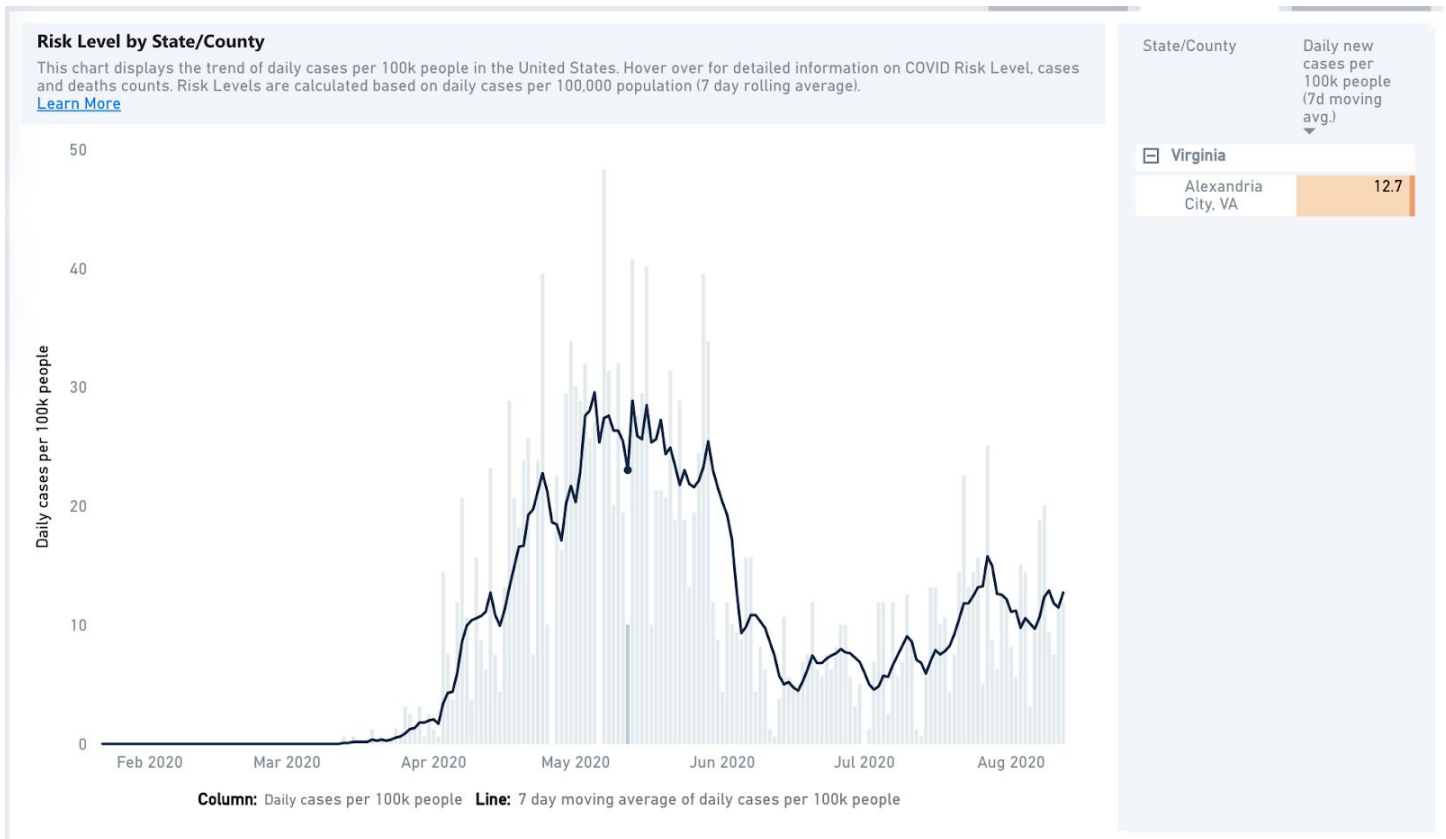


COVID Statistical Review (8/14/20)

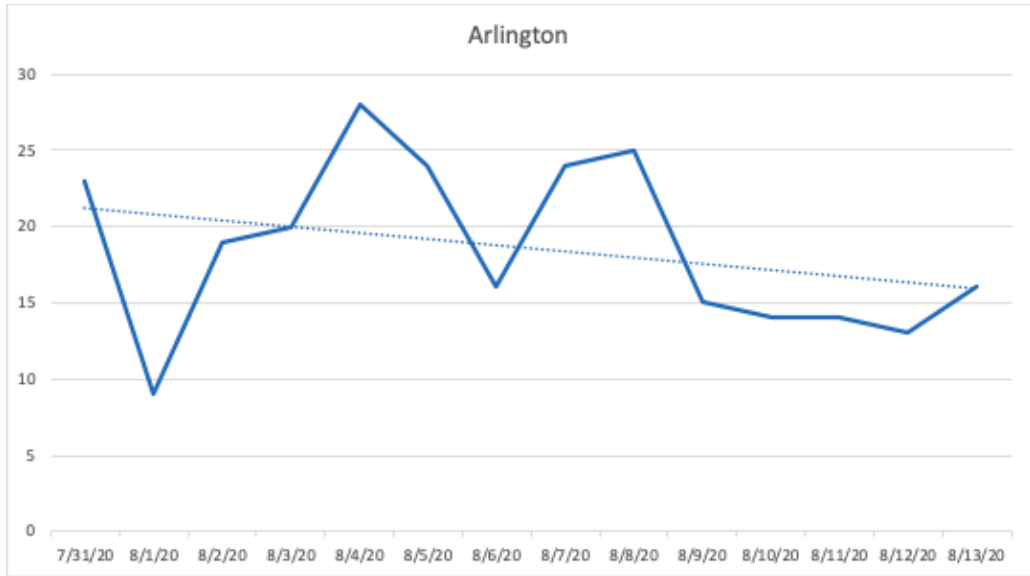
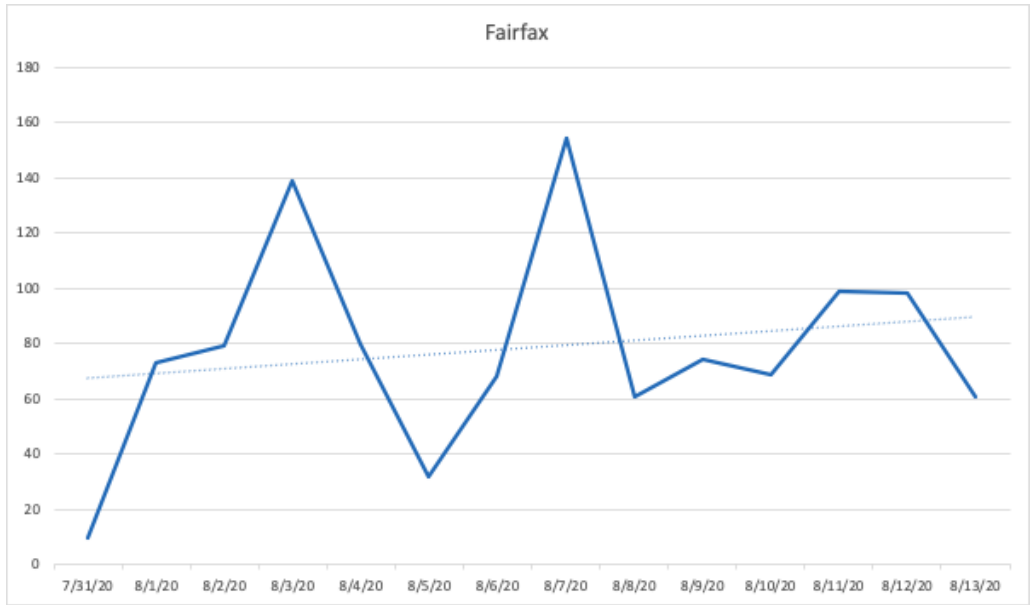
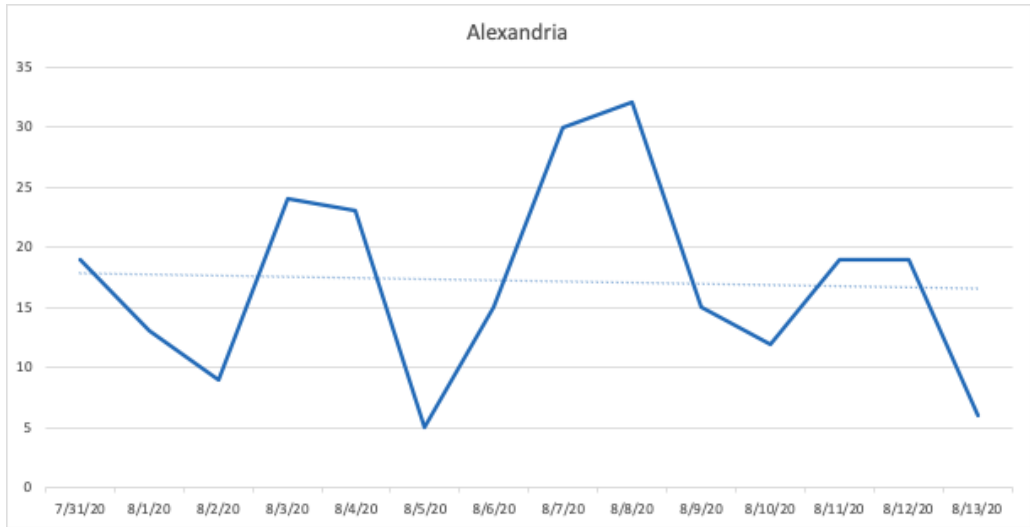
7-Day Moving Average of Daily Cases per 100,000 in Alexandria



7-Day Moving Average of Daily Cases per 100,000 in the Region



Trajectory of Newly Identified Cases over 14 Days



Positivity Rate

Alexandria
Testing Encounters PCR Only

25,657

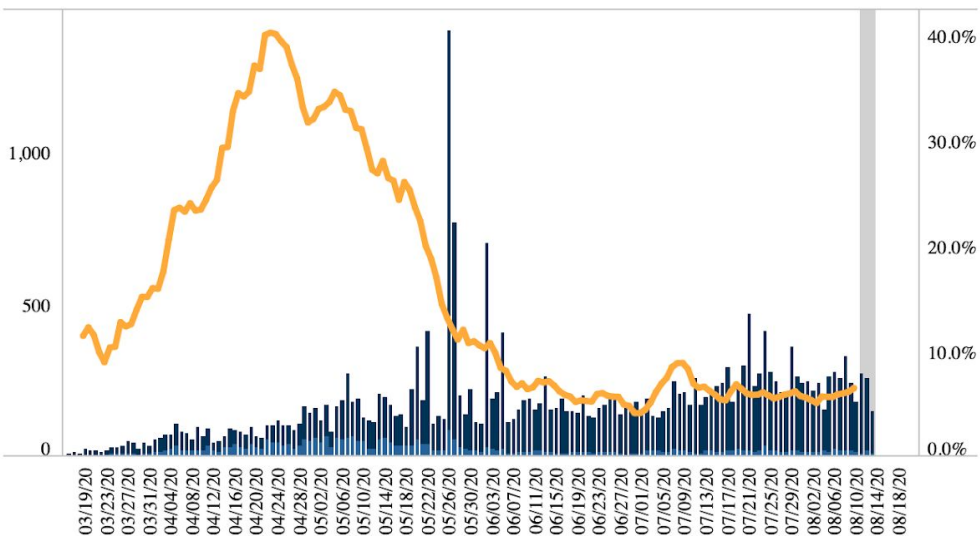
Alexandria
Current 7-Day Positivity Rate PCR Only

6.4%

Testing Encounters by Health District, PCR Only

Fairfax	152,976
Prince William	82,179
Virginia Beach	71,660
Henrico	66,345
Chesterfield	61,618
Loudoun	56,161
Peninsula	50,398
Rappahannock	42,938
Norfolk	43,136
Thomas Jefferson	41,198
Roanoke	42,982
Richmond	38,509
Chesapeake	39,490
Lord Fairfax	36,696
Central Shenandoah	36,023
Arlington	35,572
Central Virginia	34,292
Crater	28,562

Number of Testing Encounters, Number of Positive Testing Encounters, and Percent Positivity** by Report Date - Alexandria, PCR Only



Arlington
Testing Encounters PCR Only

35,572

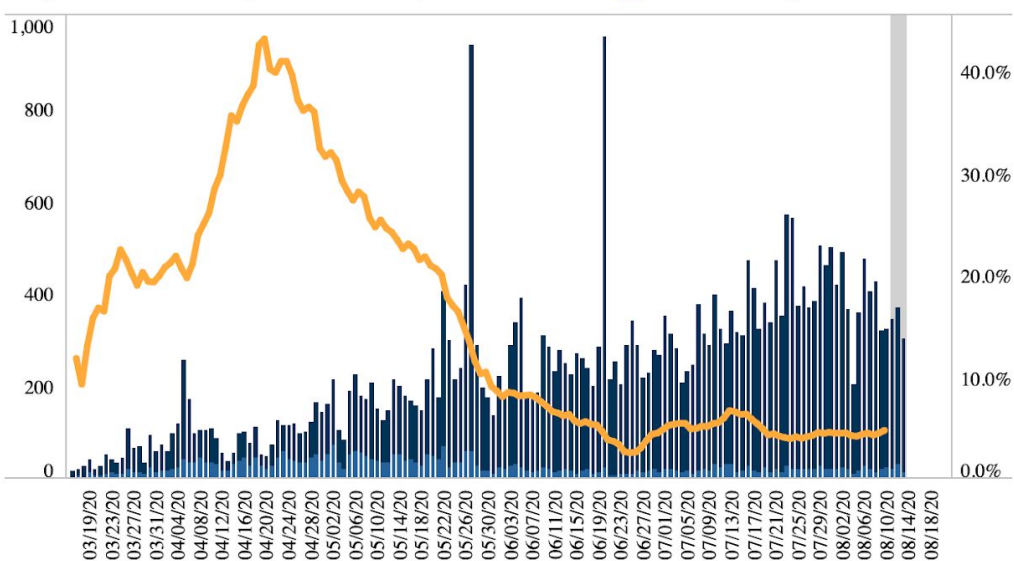
Arlington
Current 7-Day Positivity Rate PCR Only

4.6%

Testing Encounters by Health District, PCR Only

Fairfax	152,976
Prince William	82,179
Virginia Beach	71,660
Henrico	66,345
Chesterfield	61,618
Loudoun	56,161
Peninsula	50,398
Rappahannock	42,938
Norfolk	43,136
Thomas Jefferson	41,198
Roanoke	42,982
Richmond	38,509
Chesapeake	39,490
Lord Fairfax	36,696
Central Shenandoah	36,023
Arlington	35,572
Central Virginia	34,292
Crater	28,562

Number of Testing Encounters, Number of Positive Testing Encounters, and Percent Positivity** by Report Date - Arlington, PCR Only



Fairfax
Testing Encounters PCR Only

152,976

Fairfax
Current 7-Day Positivity Rate PCR Only

5.3%

Testing Encounters by Health District, PCR

Fairfax	152,976
Prince William	82,179
Virginia Beach	71,660
Henrico	66,345
Chesterfield	61,618
Loudoun	56,161
Peninsula	50,398
Rappahannock	42,938
Norfolk	43,136
Thomas Jefferson	41,198
Roanoke	42,982
Richmond	38,509
Chesapeake	39,490
Lord Fairfax	36,696
Central Shenandoah	36,023
Arlington	35,572
Central Virginia	34,292
Crater	28,562

Number of Testing Encounters, Number of Positive Testing Encounters, and Percent Positivity** by Lab Report Date - Fairfax, PCR Only

