


# 11A

## God Is Always With Me – Coloring Page (Preschool)

Circle 8 children hidden on the page. Color the page.



God is with me wherever I go!

*based on Psalm 139*


Session 11 Fall 2020

Art: Ralph Voltz/Deborah Wolfe, rep.

ORSS®, © 2020 Abingdon Press

## Darkness Is Light to You – Puzzle (Younger Elementary)

Photocopy this page onto dark paper or card stock. Then using the brightest colors you have, color the moon, waves in the ocean, eight children, and the stars.



Darkness is the same as light to you!

based on Psalm 139:12

**Darkness Is Light to You – Puzzle/Craft (Older Elementary)**

Photocopy this page onto dark paper or card stock. Then color the letters silver or another bright color.

The darkness isn't  
too dark for you!  
Nighttime would  
shine bright as day,  
because darkness is  
the same as light  
to you!

*based on Psalm 139:12*

# BIBLE VERSE SIGN LANGUAGE 3

**You, LORD, are to be blessed! Teach me your statutes.**

*Psalm 119:12*



## **You**

With left elbow bent, point index finger forward.



## **Lord**

Make an "L" with the right index finger and thumb. Place the "L" at the left shoulder and then move the "L" across the body to the right waist.



## **Blessings**

Touch your thumb and fingers together on both hands. Touch your hands to your mouth. Move both hands down and flatten them with palms down and your fingers spread apart.




## **Teach**

With hands raised next to head, move hands forward.



## **Your**

Bending elbow, raise right hand with palm facing outward.

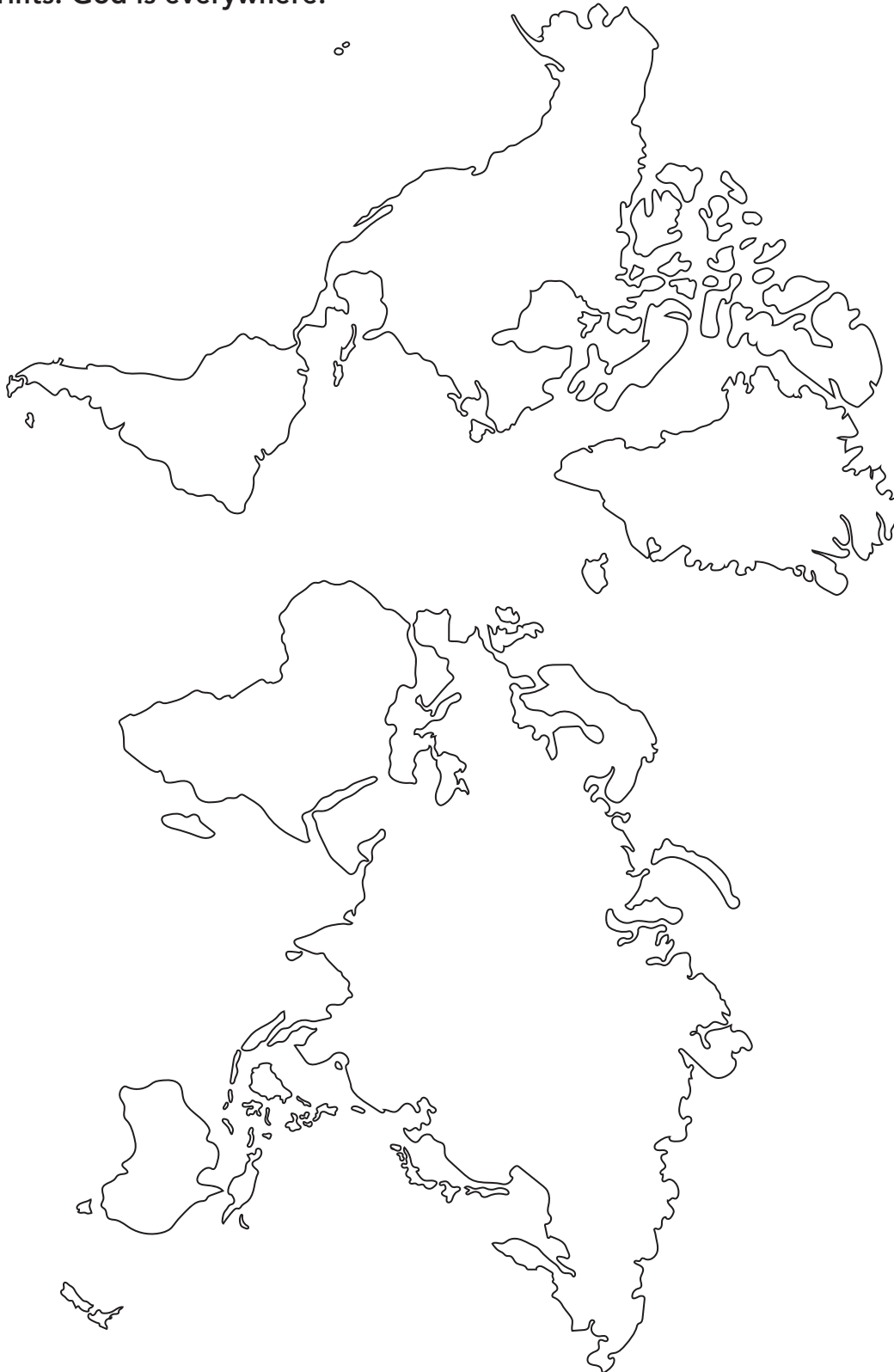


## **Way (Statutes)**


With elbows bent, and hands at waist high, move hands toward the middle, palms facing each other.

## God Is With Me Wherever I Go – Craft

Color this map of the world. Then press your finger on an ink pad. Cover the map with fingerprints. God is everywhere!



# My favorite activity is:



# God goes with me wherever I go!

Psalm 139



## GOD GOES WITH ME

- Make copies of Reproducible 11e, one for each kid in your class.

**Ask:** What are some of your favorite activities?

- Help the kids to think about their favorite activities. Older kids may talk about organized sports or other activities. Younger kids may talk about toys or fun things they do with their families.

**Ask:** Who do you do your activity with? What makes this activity your favorite?

- Show a copy of Reproducible 11e to the kids.

**Say:** This page says: "My favorite activity is..." You will draw your favorite activity in the box.

- Invite the kids to draw pictures of themselves doing their favorite activity. Who does the activity with them?
- Have the kids share their pictures with you and with each other.

**Say:** The bottom of the page says, "God goes with me wherever I go!" God is always with you!

- Have the kids put their names on their paper and set it aside.

## WHO IS THAT?

- Mark two lines on either side of the play area using masking tape.

**Say:** In today's Bible passage tells us that God knows us and sees when we sit down or stand up.

- If you played the game "Predator and Prey" in Session 9, this game will be similar.
- Choose one kid to wear a blindfold.
- Have other kids sit behind one of the lines.
- Have the blindfolded kid stand in the middle of the two lines.
- Tap one of the kids sitting down. That kid must sneak across to the other side of the play area. As they sneak across, say something about this player like, "This kid is wearing a blue shirt today." Allow the blindfolded kid to guess who the player might be. If they guess correctly, the player who just sneaked across is now blindfolded. Play continues.
- As play continues, kids will naturally be paying closer attention to what other players are wearing that day. Increase the difficulty by saying things like, "This kid has a baby brother who was just born," or "This kid likes to play baseball with his dad."

**Say:** God knows us and sees us.

- copies of Reproducible 11e
- pencils
- crayons
- markers
- colored pencils

- blindfold or bandanna
- masking tape to mark two lines on the floor of your classroom

# EXPRESS

## MY UNIQUE HANDS

- Before class, create a sample using the directions below. This will help your class understand the directions better.
- Encourage the kids to look at the patterns on their hands.

**Say:** No one in the world has hands that look just like yours!

- Hand out a colored piece of card stock to each kid in your class.
- Instruct the kids to place their hand on the card stock. Help them to trace around their hand using a marker. Older kids may be able to trace their own hands and may be willing to help younger kids in your class.
- Inside the outline of their hands, have the kids draw and color designs using pencils, crayons, markers, and colored pencils.
- First, have them think about different kinds of lines they can draw like wavy lines, swirling lines, or even just straight lines.
- Then, have them add different shapes like stars, moons, circles, and other shapes between the patterns of lines. Encourage them to be creative; their designs don't have to look like anyone else's.
- Have the kids use scissors to cut around their hand outline. Younger kids may need some assistance.

**Say:** All of your hands look so good and so different! God knows each one of us. Each of us is special to God.

- Have the kids glue their hands onto the classroom scroll you made using glue sticks. If you did not make a scroll, you may choose to do that in this session (see page 83). Alternatively, have the kids glue their hand outlines to a different color of card stock.

- pencils
- crayons
- markers
- colored pencils
- scissors
- colored card stock



# God Knows Me

Psalm 139:1-12

LORD, you know me.

**You know when I sit  
down and when I stand  
up.**

You know all my ways.

**You know the words  
I speak.**

You surround me—front  
and back.

**You put your hand on me.**

Where could I go to get  
away from your spirit?

**If I went up to heaven,  
you would be there.**

If I could fly on the wings of dawn,  
**even there your hand would guide me.**



Even then the darkness isn't too dark  
for you!

Nighttime would shine bright as day,  
**because darkness is the same as light  
to you!**

## FAMILY DEVOTION

## BIBLE PASSAGE: PSALM 139:1-12

Draw a simple outline of each family member. Take turns writing or drawing something special that you cherish about that family member inside their outlined portrait.

*How has God made each of us special?*

Bless your family members by saying:

*God loves you. God is with you wherever you go.*

# 11F-G

## God Knows Me – Weekly Take-Home

