


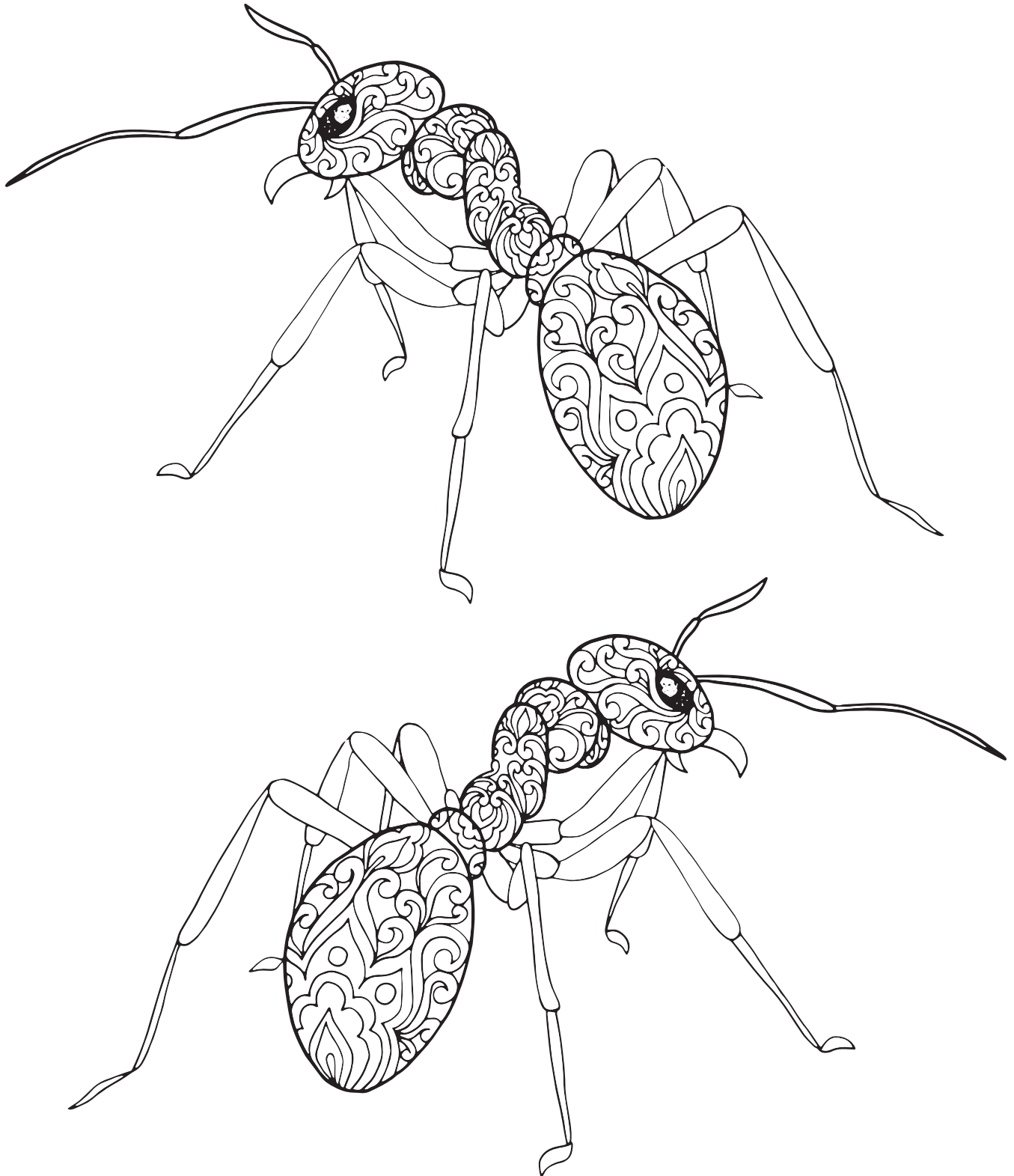
Find the Ants – Coloring Page (Preschool)

Find the ants on the page and color them red or black. Then, color the rest of the bugs on the page.



Advanced Coloring Ants – Puzzle (Younger Elementary)

Carefully color the patterns on these hardworking ants!



Proverbs Comic Strip – Puzzle (Older Elementary)

Complete these comic strips based on Proverbs.

Trust in the Lord with all
your heart.

Friends love all the time.

Don't rely just on your
own ideas.

And when you have
trouble,

Know God and God will
keep your path straight!

based on Proverbs 3:5

your family will be there
for you.

based on Proverbs 17:17

Supplies needed:

- 21 disposable plastic cups
- 3 permanent markers of different colors

BUILDING UP BIBLE SKILLS

- Before class, write simplified versions of the following Bible verses on the cups. Put one word of the verses on each cup. Also put the Bible verse references on a cup. For each Bible verse, use a different color of permanent marker. Use these simplified Bible verses:

LORD teach me your statutes. Psalm 119:12

Trust in the LORD with all your heart. Proverbs 3:5

Friends love all the time. Proverbs 17:17


- To begin the game, have kids work together to stack the cups into a tall pyramid.
- Once the pyramid has been constructed, ask a kid to gently knock it down.
- Invite the kids to put the words of the Bible verses in the correct order by placing the cups next to each other. Color coding the Bible verses will make it a bit easier. See if they can figure out the right order of the words and help them as needed.
- Continue play as time allows.

Say: Psalm 119:12 is our Bible verse for the whole month. Proverbs 3:5 and 17:17 are verses we are learning about in today's session.

- Optional: Invite some of the kids in your class to add these simplified Bible verses to the classroom scroll that you may have started last week.

Ant Farm Observations – Science

Tape the sheet to the edge of a table using tape. Then, use scissors to cut along the lines of ants.



ANT FARM OBSERVATIONS

- Make copies of Reproducible 10d for each kid, or at least for the youngest kids in your class. Older kids may choose to help younger kids instead.
- Cue up the video of real ants working in an ant farm. Instruct the class to watch how the ants work to dig tunnels in the ant farm. A time-lapse video works well because it will show your class how much progress the ants make over time.

Say: There's a proverb in the Bible about the ant. It invites the "lazy person" to observe ants and learn from them.

Ask: Why do you suppose the Bible invites the "lazy person" to observe ants?

- Tape the top of Reproducible 10d to the edge of the table. Older kids can help tape the page to the table for younger kids.
- Instruct the kids to use scissors to hold the page and cut along the lines of ants.

Say: (To younger kids) You did a good job cutting those lines of ants on the page. (To older kids) And you did a great job being a friend and helping out.

STAR OF DAVID

- Make copies of Reproducible 10e onto white card stock for each kid in your class.
- Invite the older kids to read the information on the sheet to younger kids in the class.

Say: The Star of David is a symbol of both King David and King Solomon from the Bible. David wrote many of the psalms in the Bible. Solomon wrote many of the proverbs. Both Psalms and Proverbs are Scriptures to live by.

- Have the kids color their Star of David either with crayons, markers, or colored pencils.
- Invite the kids to cut carefully around the edges of their stars. Younger kids may need some help.
- Using glue sticks, have the kids attach their Star of David to the section of the scroll you designated for today's session. Have each kid write their name under their star on the scroll using a marker.
- If you did not make a scroll last week, you may do so this week for use the rest of the month (see p. 83). Or, hang the stars on the wall of your classroom.

Say: The Star of David represents how God protects us from harm.

Make copies of
Reproducible 10d


- a time-lapse video of a real ant farm from the internet
- tape
- scissors

Make copies of
Reproducible 10e

- white card stock
- colored pencils
- crayons
- markers
- scissors
- glue sticks

Star of David – Craft

The Star of David is a symbol of Judaism. It is closely associated with the reign of King David and his son, King Solomon. Use colored pencils to color this intricate Star of David.



EXPRESS

ANTS ON A LOG

- Due to peanut allergies, consider using cream cheese to make the Ants on a Log.

Say: Today we heard about how ants work hard. When we've worked very hard, it is rewarding to enjoy a time of rest. We'll do the same thing to close our session today. First we'll work to make our snack. Then we'll relax and enjoy the snacks we made.

- Have the children work to prepare their snacks. Show them how to spread peanut butter or cream cheese on celery stalks.
- Instruct them to place several raisins (ants) on the celery stalk (log).

Say: These snacks kind of look like ants walking on a log!

- Play worship music as the children enjoy their snack.
- Invite them to sit on the cushions, pillows, or beanbag chairs.

Say: When we've worked hard like we did in class today, there's nothing wrong with resting and taking a break. In fact, it makes our rest more enjoyable when we know we worked hard.

- Invite the kids to read books, talk, and listen to music as they enjoy their snack.

- celery stalks
- raisins
- peanut butter or cream cheese
- disposable knives
- disposable plates
- cushions and pillows
- CD with relaxing music
- CD player or another way to play the music for your class
- picture books

Solomon's Wisdom

Proverbs 3:5; 6:6-8; 17:17

Trust in the LORD with all
your heart;

**don't rely on your own
intelligence.**

Proverbs 3:5, CEB

Go to the ant, you lazy
person;

**observe its ways and
grow wise.**

The ant has no
commander, officer, or
ruler.

**Even so, it gets its food in summer;
gathers its provisions at harvest.**

Proverbs 6:6-8, CEB



Friends love all the time,
**and kinsfolk are born for times of
trouble.**

Proverbs 17:17, CEB

FAMILY DEVOTION

BIBLE PASSAGE: PROVERBS 17:17

This week: Have each family member think about two to three special friends in their lives. Write down the names of these friends on index cards as a reminder to pray for them this week.

Pray for your special friends this week. Ask God...

- To bless your friends
- To help us be the best friends we can be to them

Bless each other by saying:

May God give you wisdom and peace.

