

# 8A



## Jacob's Disguise – Coloring Page & Craft (Preschool)

Color the picture. Then, use a gluestick to apply glue to the fur on Jacob's arms.  
Blot the area with a fuzzy pom-pom.




# Redraw the Emojis – Puzzle (Younger Elementary)


Redraw the emojis below in the correct boxes.




kiss




frightened




laughing




sad




sleepy



surprised




angry



happy

## Crossword – Puzzle (Older Elementary)

Solve the crossword puzzle using the clues below. All of the answers are names we've learned from the book of Genesis.



### Across

- 1. Son of Isaac
- 4. Wife of Isaac
- 6. Mother of Isaac

### Down

- 2. Father of Isaac
- 3. Son of Abraham and Sarah
- 5. Son of Isaac



- a medium-sized box with a lid
- items that have a distinctive feel, such as: fuzzy pom-poms, polished stones or marbles, shoe laces, dry beans, and toys like interlocking blocks and/or dinosaurs
- scissors or box-cutter

## GAME OF TOUCH

- Prepare a sensory box, using the following steps.
- Cut holes in the lid of the box big enough for the kids' hands.
- Put the items listed on the left into the box. Feel free to choose whatever items are handy. Just be sure that the items feel differently from one another. Also make sure at least one item feels fuzzy or furry.

**Say:** We use our sense of touch to understand the world around us. Let's use this sensory box to explore the sense of touch.

- Have the kids take turns reaching into the sensory box and feeling the objects inside. Start with the youngest kid in your class and work toward the eldest.

**Ask:** How would you describe the objects you felt in the box?

- Allow time for the kids to describe the objects in the box. Make sure the furry or fuzzy item you chose was discussed.

**Say:** In today's Bible story, we'll hear about how Esau was born with more hair on his body than his brother, Jacob.

- Save the sensory box to use all this month. The subject of Esau's hairy arms will come back again in Session 8.

## GAME OF TOUCH, PART 2

- Use the sensory box you made for Session 6. If a sensory box was not previously used, make one now following the directions found on page 58.
- For this week, take out most of the items used before and replace them with new items. Be sure to leave one or two of the items used previously. One item to reuse should be the fuzzy or furry pom-poms or other similar item.

**Say:** We use our sense of touch to understand the world around us. Let's use our sensory box again. There are some new items in the box today. See if you can find the new items.

- Have the kids take turns reaching into the sensory box and feeling the objects inside. Start with the youngest kid in your class and work toward the eldest.

**Ask:** How would you describe the objects you felt in the box?

- Allow time for the kids to describe the objects in the box. Make sure the furry or fuzzy item you chose was discussed.

**Say:** In the Bible stories we've been learning this month, we know that Esau was born with hair all over. Today, Jacob is going to pretend to be Esau. He will put goat skins on his arms.

- a medium-sized box with a lid
- items that have a distinctive feel, such as: fuzzy pom-poms, polished stones or marbles, shoe laces, birdseed, and toys like interlocking blocks and/or dinosaurs
- scissors or box cutter

- hot cocoa mix, enough for each child
- tea kettle
- stove or hot plate
- milk
- disposable cups for hot liquid or mugs
- marshmallows (optional)

## BUBBLING UP ANGER

- Prepare this science demo to illustrate how anger can bubble up inside us.
- You will need a tea kettle and a hot plate or stove.
- Put water in the tea kettle and place on the hot plate or stove until it boils. While you are waiting, talk about what is happening inside the kettle.

**Ask:** When water is heated, what happens?

- Allow the kids to talk about what they think happens.

**Say:** If water gets heated a lot, it will turn from a liquid to a gas. You can see that there is already some steam coming from our tea kettle. That's water that has turned into gas.

- Wait for the tea kettle to whistle.
- Put cocoa mix in cups for each kid. Add some of the hot water from the kettle to the cocoa mix. Add some milk. Have the kids stir their hot cocoa while you continue to introduce today's Bible story.

**Say:** In today's Bible story, someone will get very angry. It's an anger that's been slowly building up over a long time, but now it will bubble up and will be expressed with words and actions.

**Ask:** Do you ever get angry like that? What are some healthy ways you deal with your anger? (Suggest constructive ways like expressing feelings with art, sports, or talking about their feelings.)

- Allow the kids to discuss anger while they drink their hot cocoa.

## 8E The Blessing – Bible Verse Review

Photocopy the cards on this page. Cut out the cards and laminate them if you wish. Mix them up, then put them together in order.

I will make  
of you a

great  
nation

and will  
bless you.

I will make  
your

name  
respected,

and you  
will

be a  
blessing.

Genesis 12:2

**Session 11 8**

November 15  
October 25

# The Blessing





# The Blessing

Genesis 27:1-46

Isaac and Rebekah  
got much older.  
Nearly blind, Isaac  
thought:

**"It is time to give my  
blessing to Esau."**

Isaac said, "Esau, go  
hunting and make me  
my favorite food.

**"Then I will give you  
my blessing."**

Rebekah heard what  
Isaac had said.

**She wanted Jacob to get the blessing.**

Rebekah told Jacob to bring some good  
food to his father.


**Jacob wore Esau's clothes and put fur on  
his arms.**

When Isaac ate the food and felt Jacob's  
arms,

**he thought it was Esau.**

Isaac gave Jacob the blessing.

**When Esau found out, he was very angry.**



## FAMILY DEVOTION

## BIBLE PASSAGE: Genesis 27:1-46

In bible times, the family blessing was usually given only to the oldest son. This blessing asked God to keep the promise God made with Abraham, and pass it on to the next generation. What does that mean for us today? Bless each member of your family and your friends by saying:

*May the Lord bless you and protect you. (From Numbers 6:24)*

# 8F-G

## The Blessing – Weekly Take-Home

