

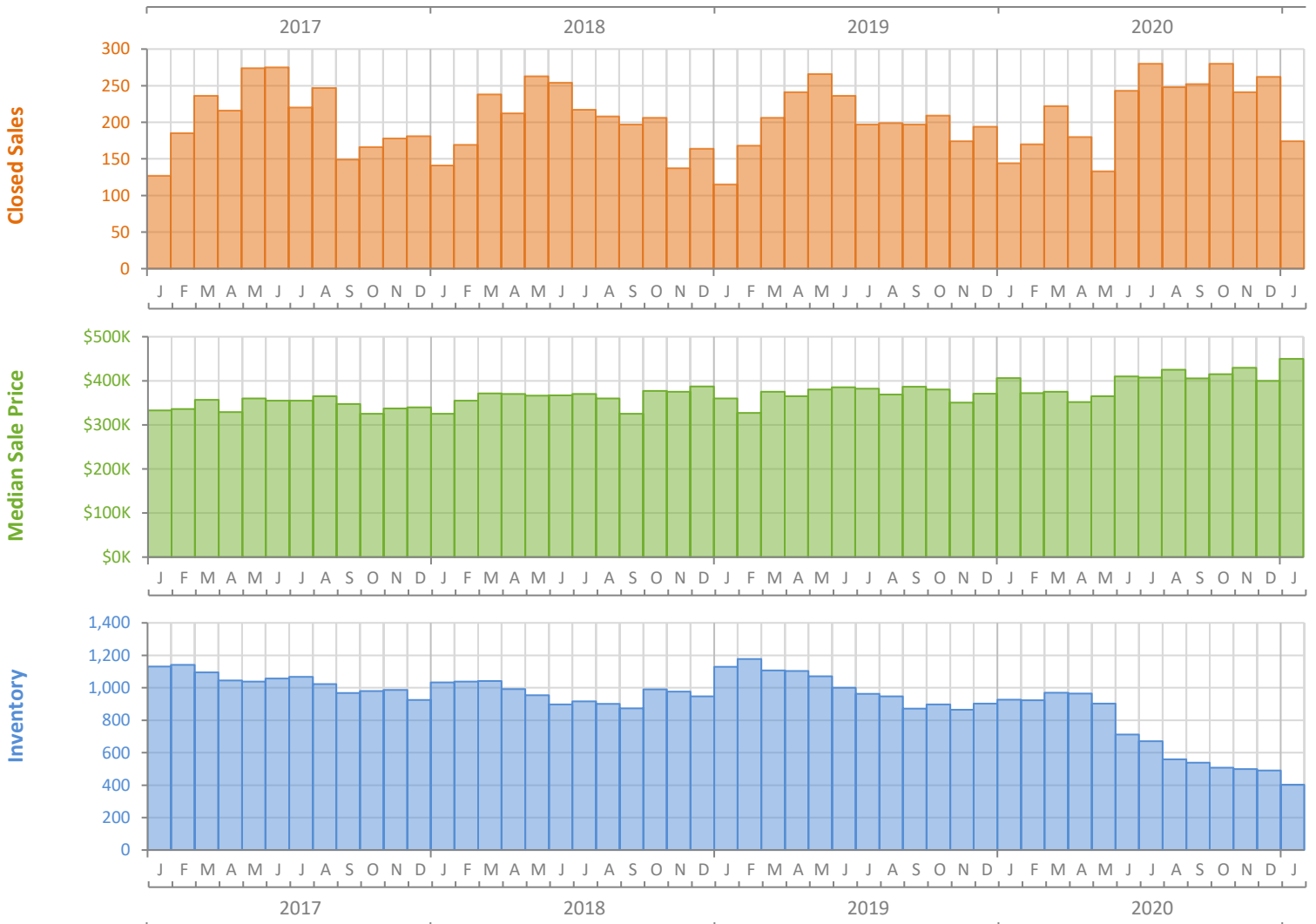
Monthly Market Summary - January 2021

Single Family Homes

Martin County



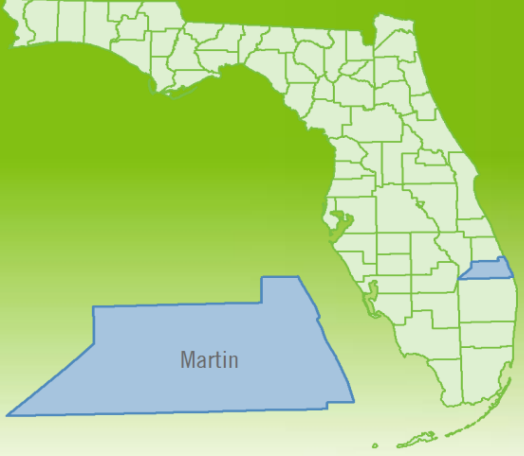
	January 2021	January 2020	Percent Change Year-over-Year
Closed Sales	174	144	20.8%
Paid in Cash	73	66	10.6%
Median Sale Price	\$449,900	\$406,375	10.7%
Average Sale Price	\$727,707	\$499,969	45.6%
Dollar Volume	\$126.6 Million	\$72.0 Million	75.9%
Med. Pct. of Orig. List Price Received	97.0%	94.3%	2.9%
Median Time to Contract	25 Days	52 Days	-51.9%
Median Time to Sale	68 Days	104 Days	-34.6%
New Pending Sales	310	253	22.5%
New Listings	250	320	-21.9%
Pending Inventory	484	310	56.1%
Inventory (Active Listings)	403	926	-56.5%
Months Supply of Inventory	1.8	4.6	-60.9%



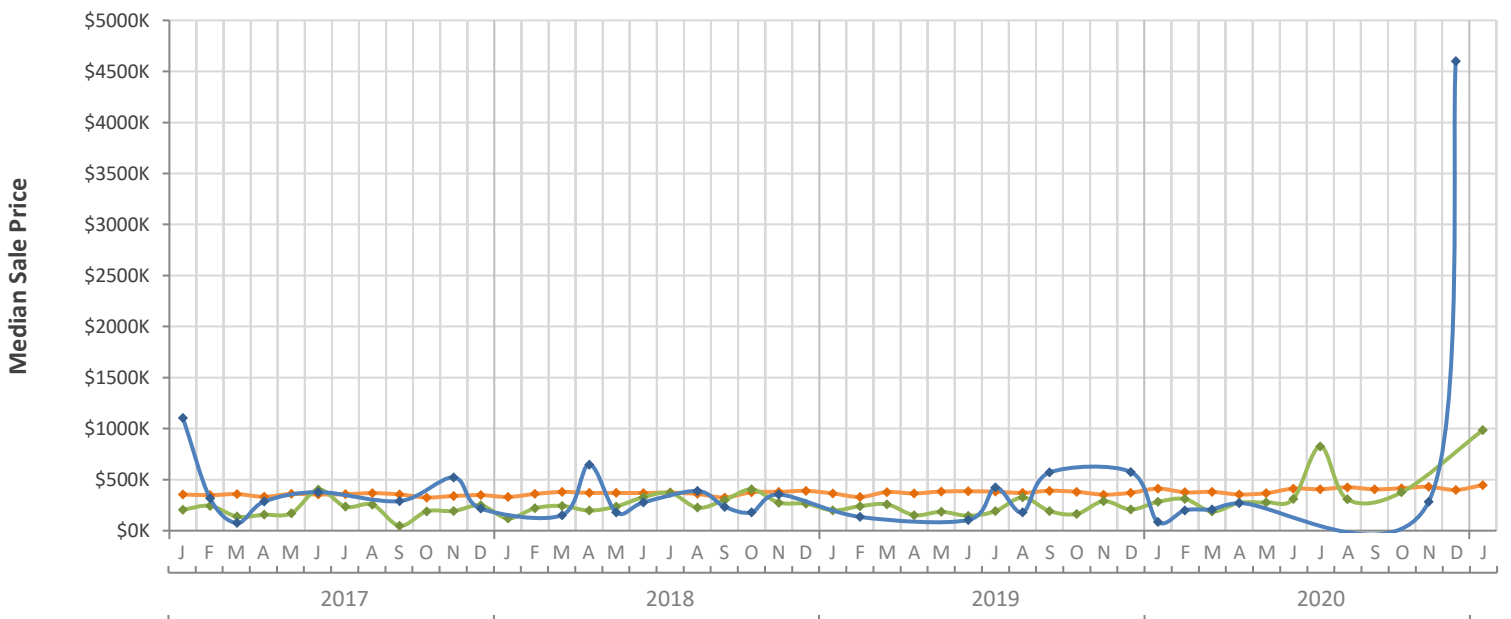
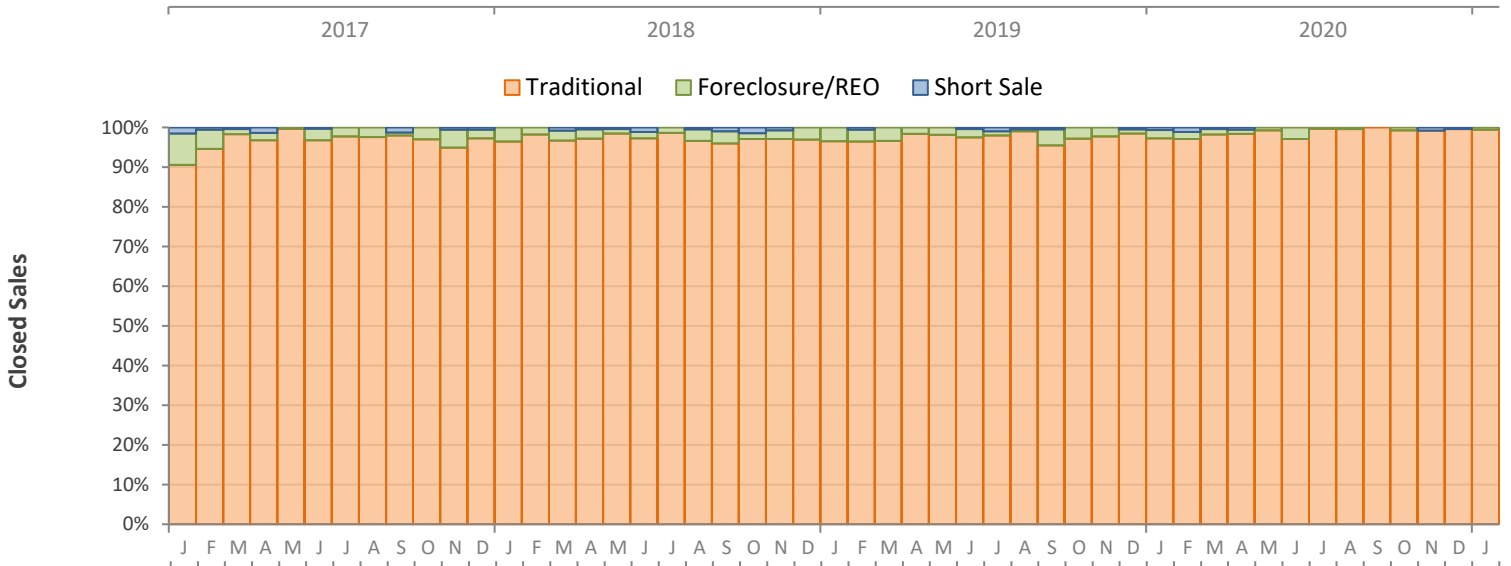
Monthly Distressed Market - January 2021

Single Family Homes

Martin County



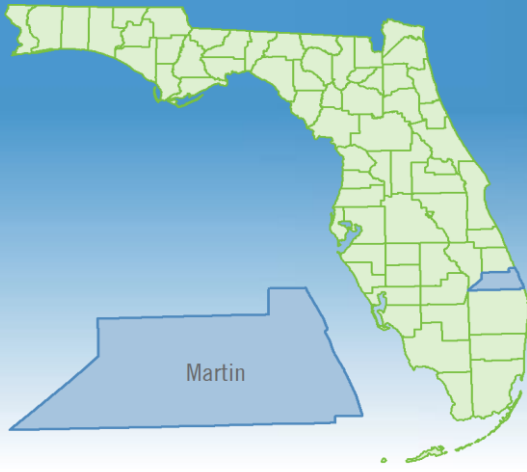
		January 2021	January 2020	Percent Change Year-over-Year
Traditional	Closed Sales	173	140	23.6%
	Median Sale Price	\$447,450	\$412,500	8.5%
Foreclosure/REO	Closed Sales	1	3	-66.7%
	Median Sale Price	\$985,000	\$282,500	248.7%
Short Sale	Closed Sales	0	1	-100.0%
	Median Sale Price	(No Sales)	\$85,000	N/A



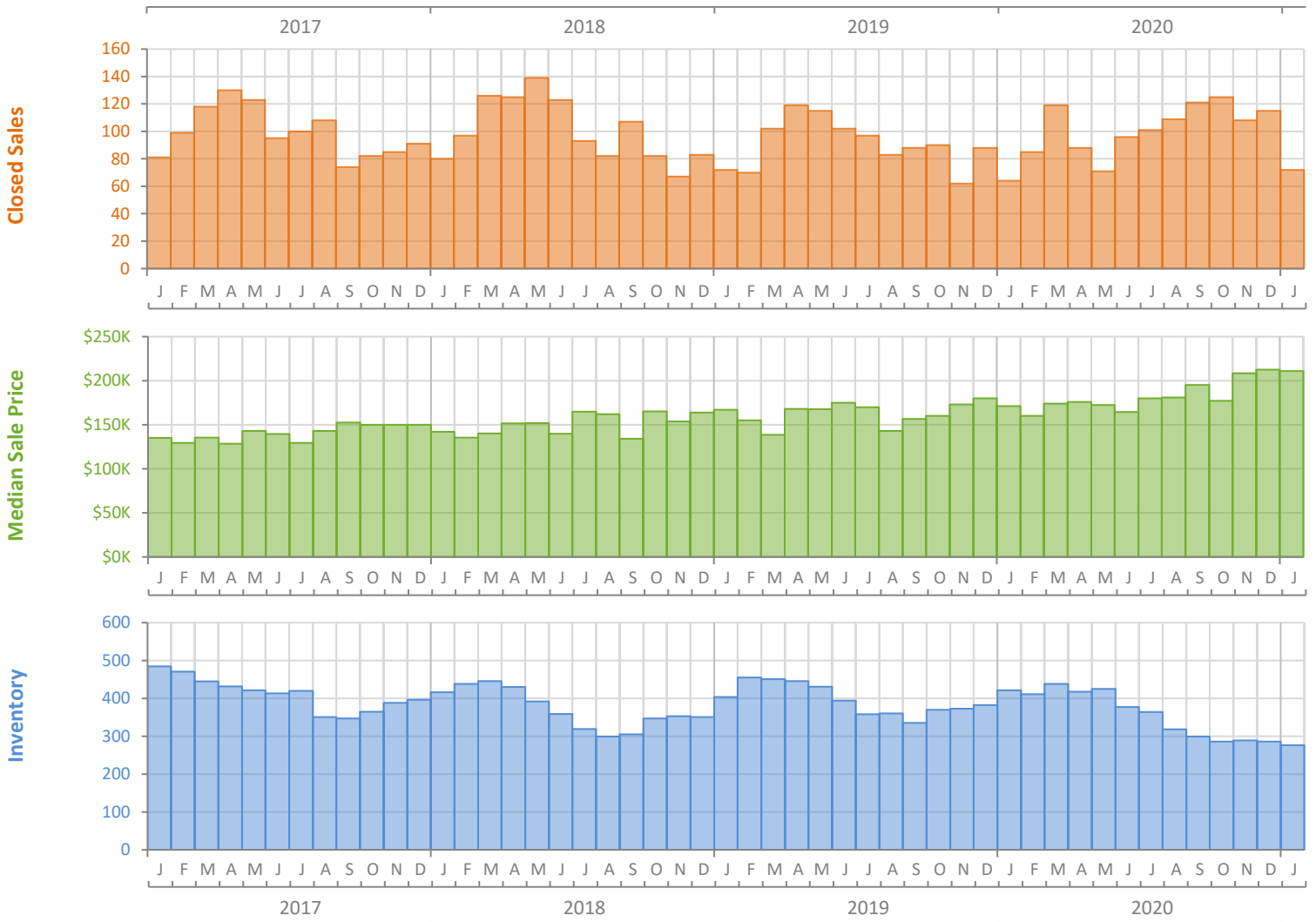
Monthly Market Summary - January 2021

Townhouses and Condos

Martin County



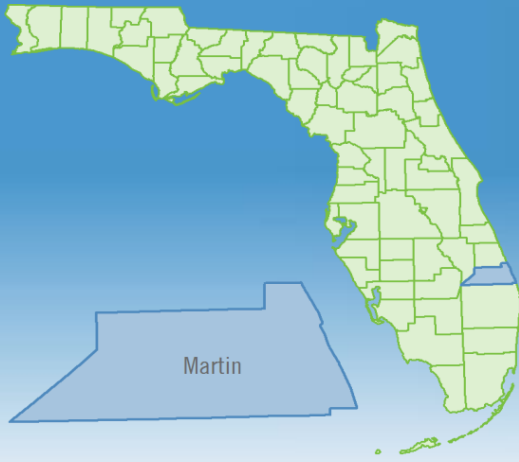
	January 2021	January 2020	Percent Change Year-over-Year
Closed Sales	72	64	12.5%
Paid in Cash	38	34	11.8%
Median Sale Price	\$210,950	\$171,000	23.4%
Average Sale Price	\$286,544	\$204,259	40.3%
Dollar Volume	\$20.6 Million	\$13.1 Million	57.8%
Med. Pct. of Orig. List Price Received	95.5%	94.5%	1.1%
Median Time to Contract	39 Days	59 Days	-33.9%
Median Time to Sale	81 Days	98 Days	-17.3%
New Pending Sales	150	106	41.5%
New Listings	136	164	-17.1%
Pending Inventory	228	135	68.9%
Inventory (Active Listings)	276	421	-34.4%
Months Supply of Inventory	2.7	4.7	-42.6%



Monthly Distressed Market - January 2021

Townhouses and Condos

Martin County



		January 2021	January 2020	Percent Change Year-over-Year
Traditional	Closed Sales	72	63	14.3%
	Median Sale Price	\$210,950	\$173,000	21.9%
Foreclosure/REO	Closed Sales	0	1	-100.0%
	Median Sale Price	(No Sales)	\$120,000	N/A
Short Sale	Closed Sales	0	0	N/A
	Median Sale Price	(No Sales)	(No Sales)	N/A

