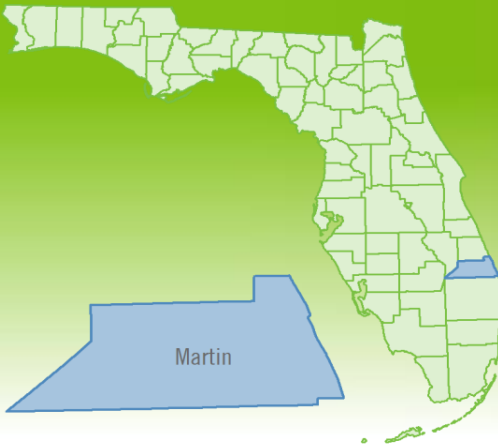


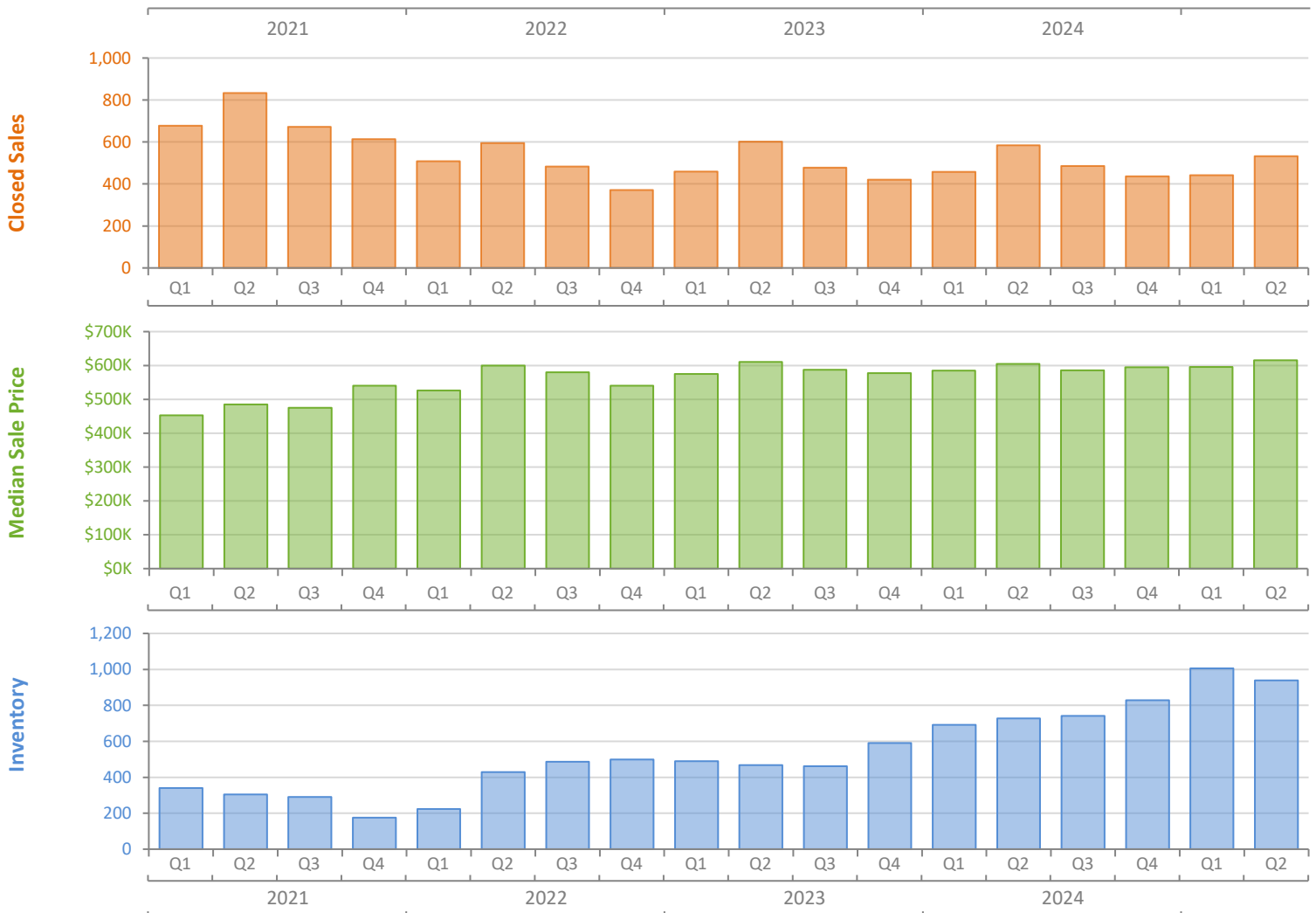
# Quarterly Market Summary - Q2 2025

## Single-Family Homes

### Martin County



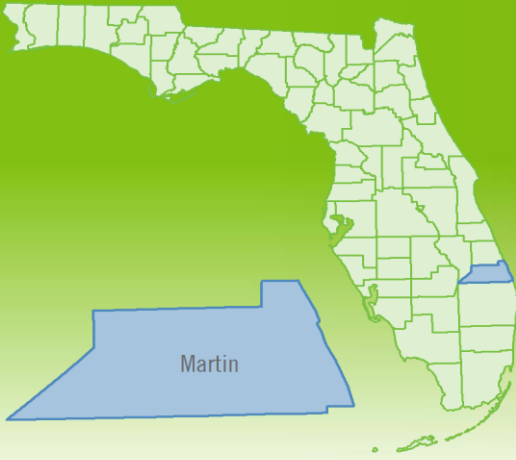
	Q2 2025	Q2 2024	Percent Change Year-over-Year
Closed Sales	532	584	-8.9%
Paid in Cash	262	336	-22.0%
Median Sale Price	\$615,000	\$605,000	1.7%
Average Sale Price	\$1,070,369	\$1,024,334	4.5%
Dollar Volume	\$569.4 Million	\$598.2 Million	-4.8%
Med. Pct. of Orig. List Price Received	93.6%	94.5%	-1.0%
Median Time to Contract	51 Days	36 Days	41.7%
Median Time to Sale	96 Days	81 Days	18.5%
New Pending Sales	530	583	-9.1%
New Listings	694	753	-7.8%
Pending Inventory	237	256	-7.4%
Inventory (Active Listings)	939	727	29.2%
Months Supply of Inventory	5.9	4.5	31.1%



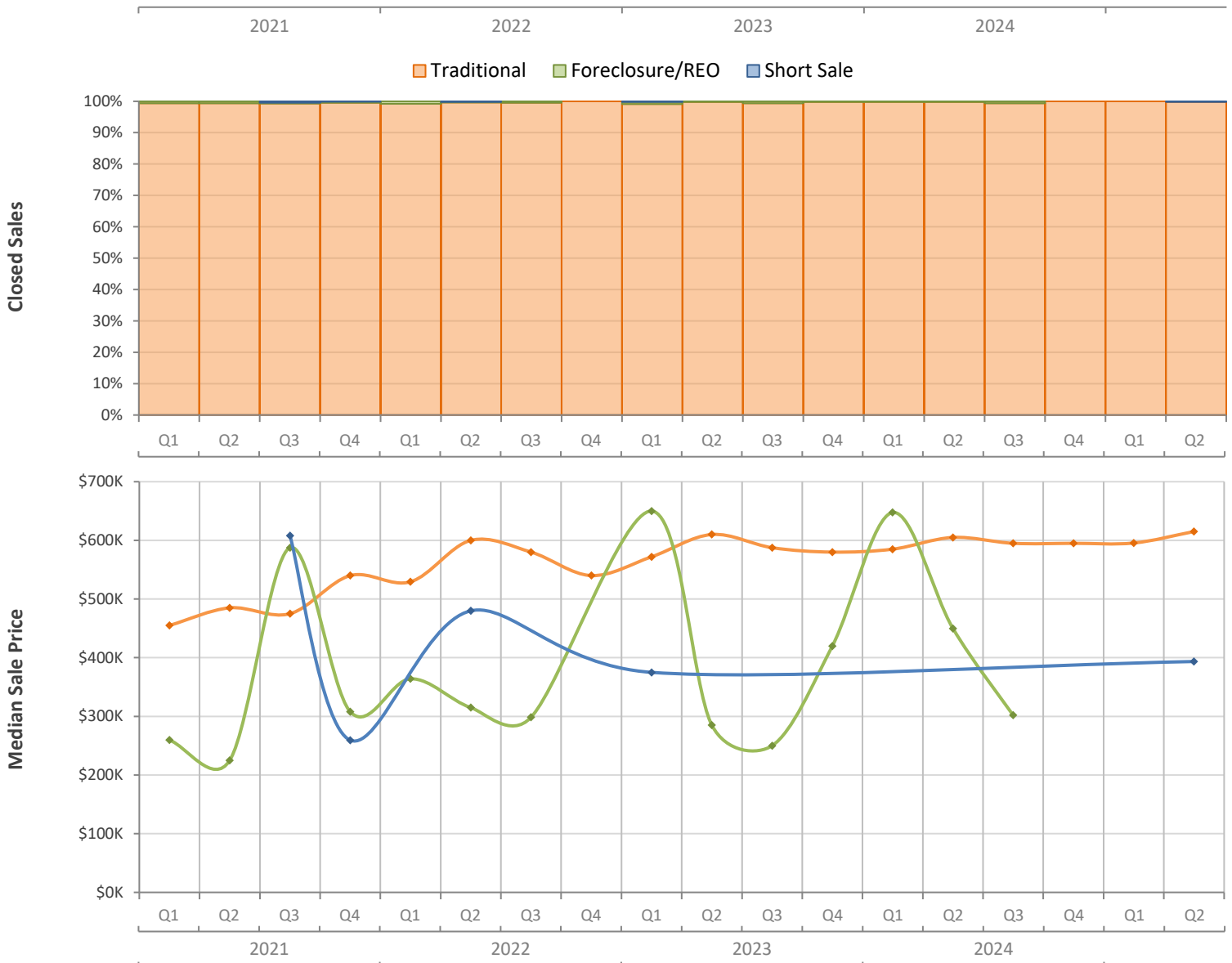
# Quarterly Distressed Market - Q2 2025

## Single-Family Homes

### Martin County



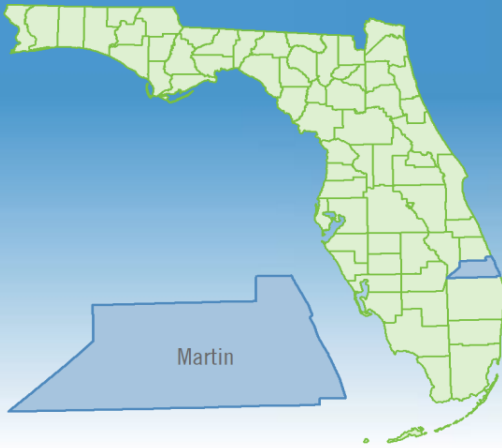
		Q2 2025	Q2 2024	Percent Change Year-over-Year
Traditional	Closed Sales	531	583	-8.9%
	Median Sale Price	\$615,000	\$605,000	1.7%
Foreclosure/REO	Closed Sales	0	1	-100.0%
	Median Sale Price	(No Sales)	\$449,900	N/A
Short Sale	Closed Sales	1	0	N/A
	Median Sale Price	\$393,500	(No Sales)	N/A



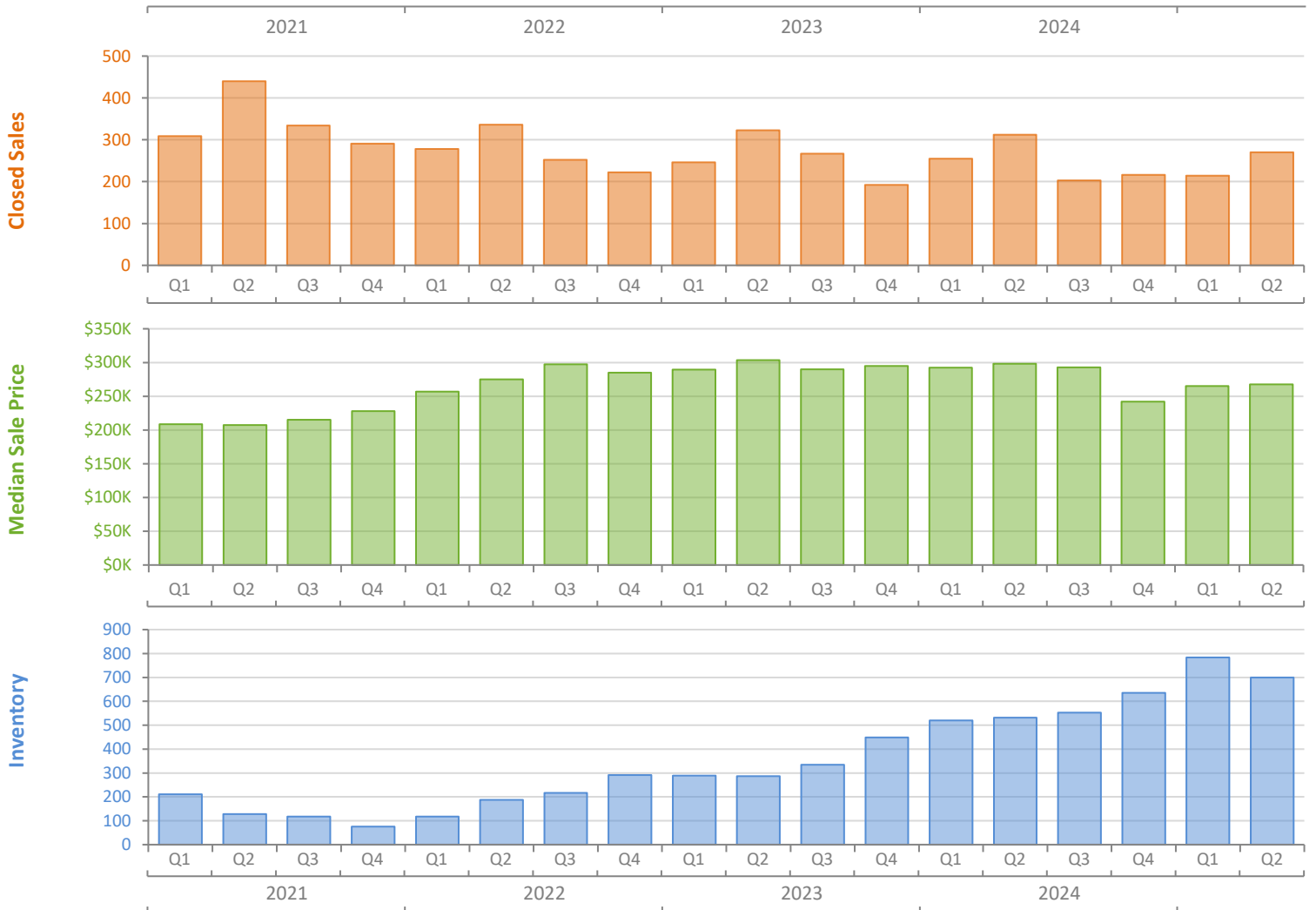
# Quarterly Market Summary - Q2 2025

## Townhouses and Condos

### Martin County



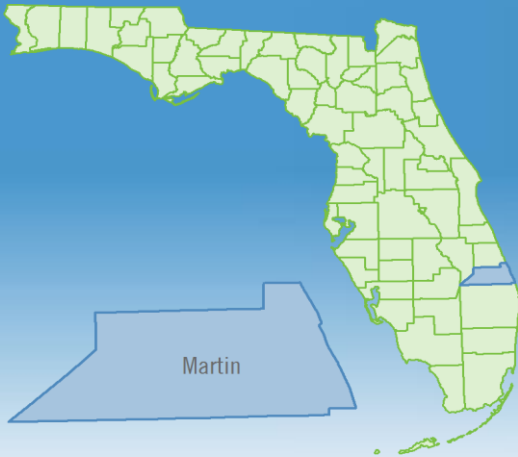
	Q2 2025	Q2 2024	Percent Change Year-over-Year
Closed Sales	270	312	-13.5%
Paid in Cash	163	194	-16.0%
Median Sale Price	\$267,500	\$298,000	-10.2%
Average Sale Price	\$405,840	\$359,182	13.0%
Dollar Volume	\$109.6 Million	\$112.1 Million	-2.2%
Med. Pct. of Orig. List Price Received	91.4%	94.2%	-3.0%
Median Time to Contract	75 Days	47 Days	59.6%
Median Time to Sale	119 Days	97 Days	22.7%
New Pending Sales	241	300	-19.7%
New Listings	375	443	-15.3%
Pending Inventory	109	125	-12.8%
Inventory (Active Listings)	699	531	31.6%
Months Supply of Inventory	9.3	6.2	50.0%



# Quarterly Distressed Market - Q2 2025

## Townhouses and Condos

### Martin County



		Q2 2025	Q2 2024	Percent Change Year-over-Year
Traditional	Closed Sales	270	311	-13.2%
	Median Sale Price	\$267,500	\$298,000	-10.2%
Foreclosure/REO	Closed Sales	0	0	N/A
	Median Sale Price	(No Sales)	(No Sales)	N/A
Short Sale	Closed Sales	0	1	-100.0%
	Median Sale Price	(No Sales)	\$451,250	N/A

