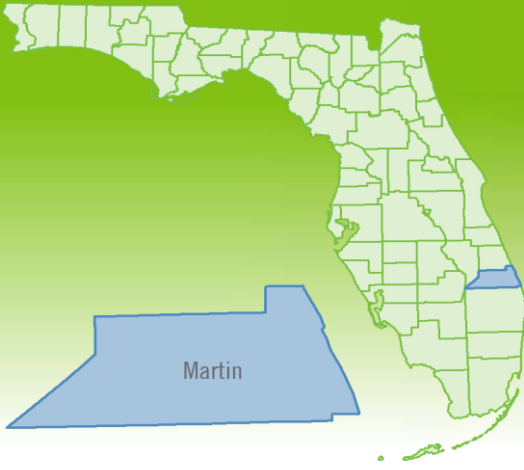


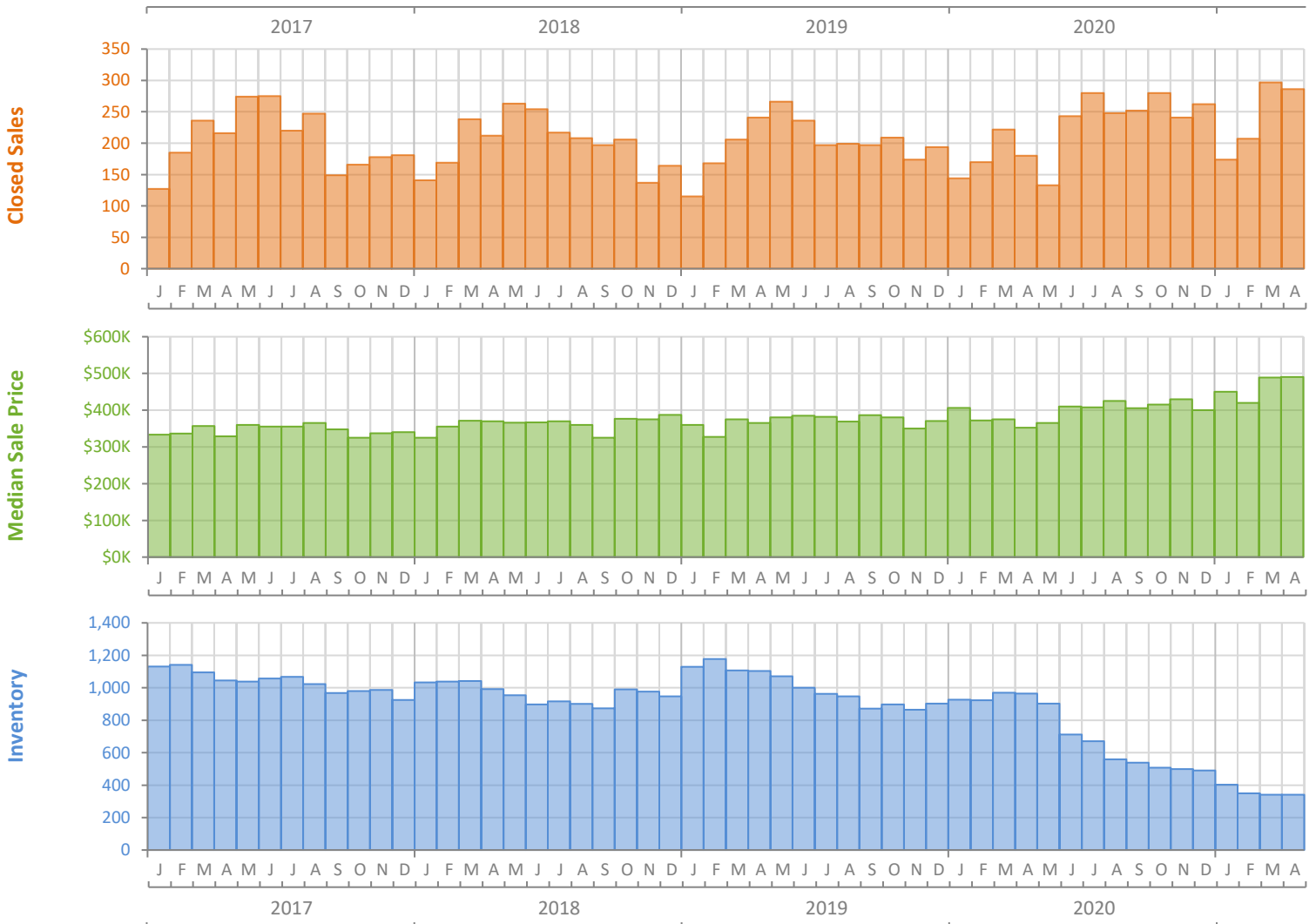
Monthly Market Summary - April 2021

Single-Family Homes

Martin County



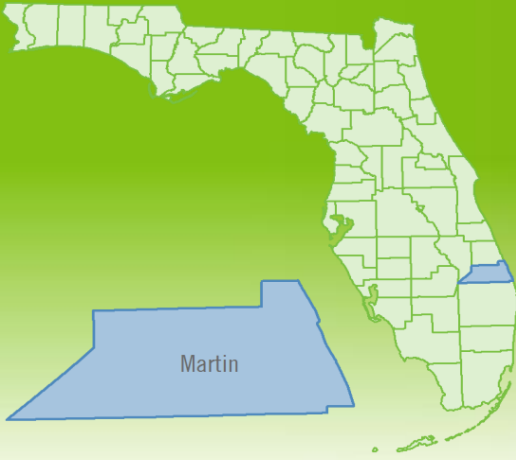
	April 2021	April 2020	Percent Change Year-over-Year
Closed Sales	286	180	58.9%
Paid in Cash	124	56	121.4%
Median Sale Price	\$490,000	\$352,000	39.2%
Average Sale Price	\$1,035,304	\$515,674	100.8%
Dollar Volume	\$296.1 Million	\$92.8 Million	219.0%
Med. Pct. of Orig. List Price Received	98.9%	95.2%	3.9%
Median Time to Contract	12 Days	37 Days	-67.6%
Median Time to Sale	56 Days	84 Days	-33.3%
New Pending Sales	262	136	92.6%
New Listings	315	192	64.1%
Pending Inventory	411	251	63.7%
Inventory (Active Listings)	340	965	-64.8%
Months Supply of Inventory	1.4	4.8	-70.8%



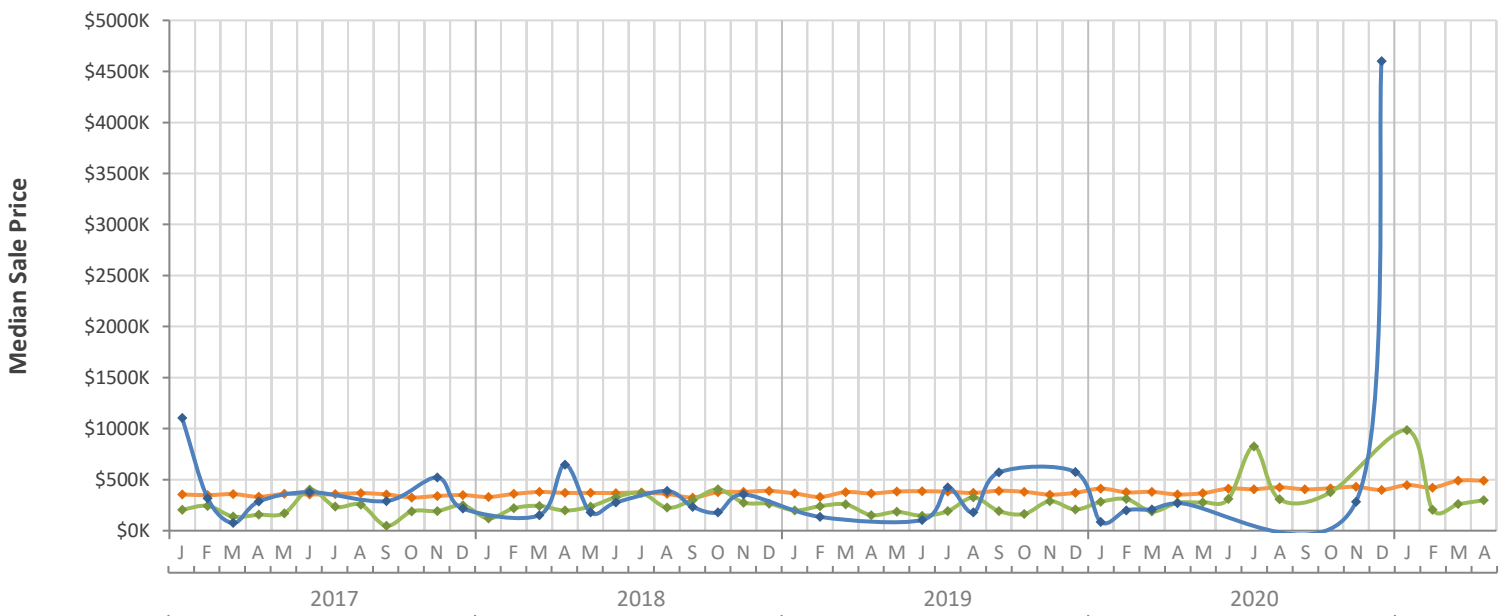
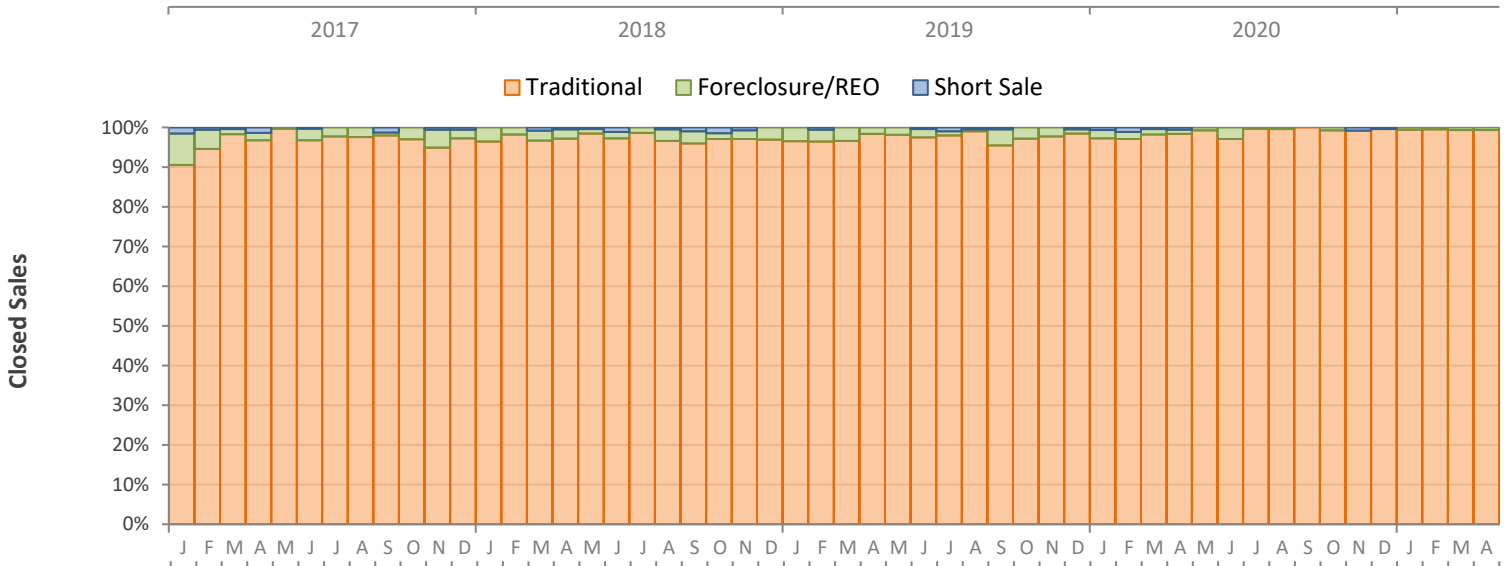
Monthly Distressed Market - April 2021

Single-Family Homes

Martin County



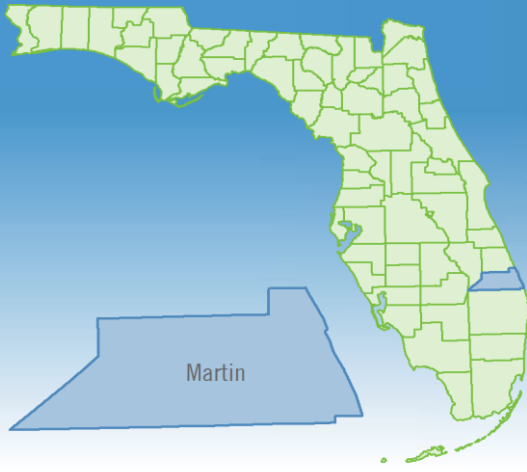
		April 2021	April 2020	Percent Change Year-over-Year
Traditional	Closed Sales	284	177	60.5%
	Median Sale Price	\$490,000	\$354,750	38.1%
Foreclosure/REO	Closed Sales	2	2	0.0%
	Median Sale Price	\$297,500	\$272,750	9.1%
Short Sale	Closed Sales	0	1	-100.0%
	Median Sale Price	(No Sales)	\$270,000	N/A



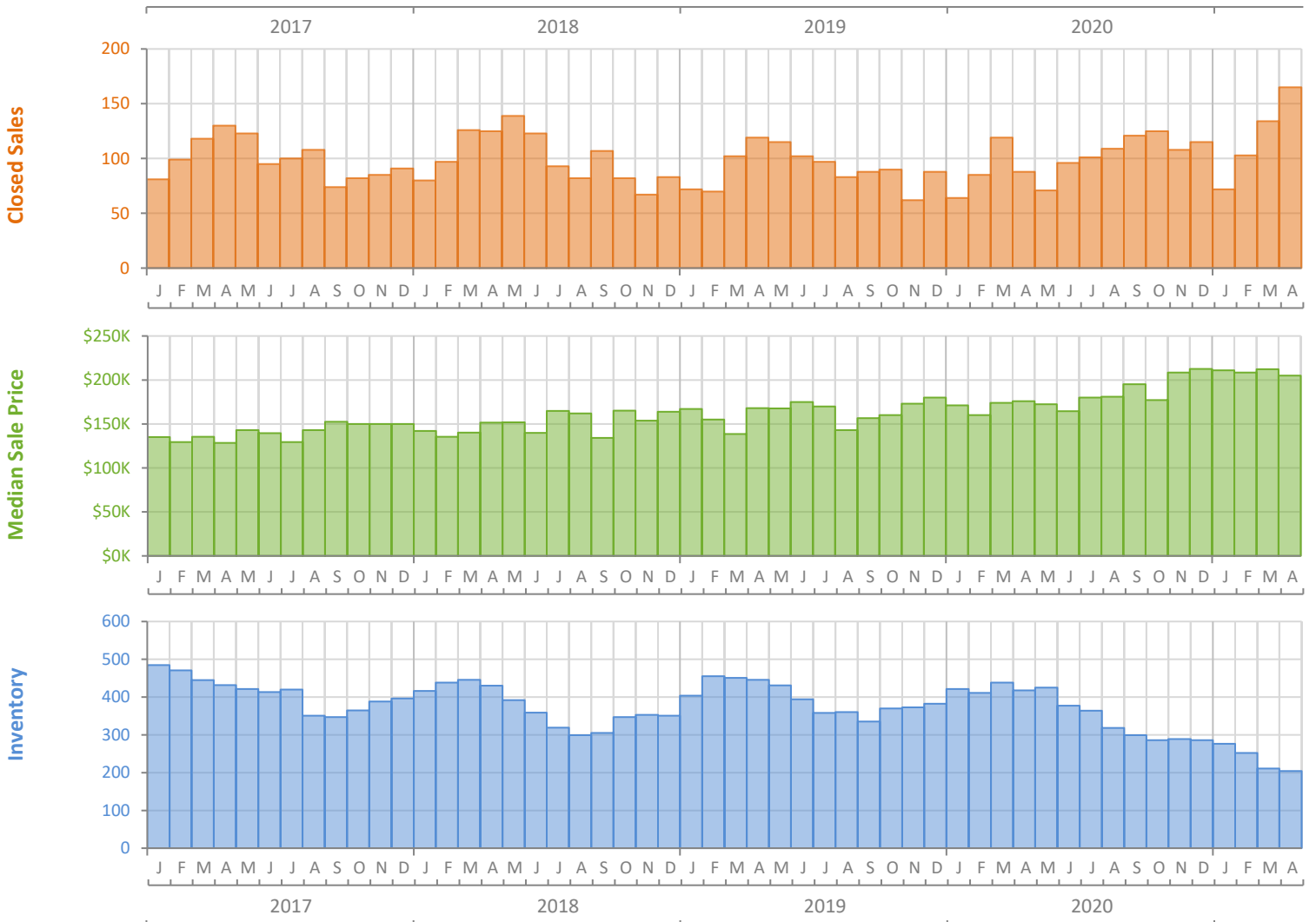
Monthly Market Summary - April 2021

Townhouses and Condos

Martin County



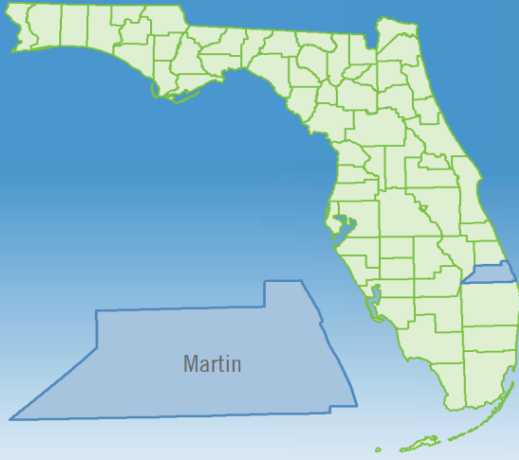
	April 2021	April 2020	Percent Change Year-over-Year
Closed Sales	165	88	87.5%
Paid in Cash	94	46	104.3%
Median Sale Price	\$205,000	\$176,000	16.5%
Average Sale Price	\$341,029	\$250,824	36.0%
Dollar Volume	\$56.3 Million	\$22.1 Million	154.9%
Med. Pct. of Orig. List Price Received	97.5%	94.7%	3.0%
Median Time to Contract	16 Days	29 Days	-44.8%
Median Time to Sale	62 Days	69 Days	-10.1%
New Pending Sales	149	66	125.8%
New Listings	154	83	85.5%
Pending Inventory	221	117	88.9%
Inventory (Active Listings)	204	418	-51.2%
Months Supply of Inventory	1.9	4.6	-58.7%



Monthly Distressed Market - April 2021

Townhouses and Condos

Martin County



		April 2021	April 2020	Percent Change Year-over-Year
Traditional	Closed Sales	165	88	87.5%
	Median Sale Price	\$205,000	\$176,000	16.5%
Foreclosure/REO	Closed Sales	0	0	N/A
	Median Sale Price	(No Sales)	(No Sales)	N/A
Short Sale	Closed Sales	0	0	N/A
	Median Sale Price	(No Sales)	(No Sales)	N/A

