UTAH NETS
Network Of Employers For Traffic Safety

Traffic Safety Quarterly

A UTAH SAFETY COUNCIL PUBLICATION

Winter 2021

Safe Driving Practices for Employees

You are your employer's most valuable asset! The way that you drive says everything about you and your company. Make a positive statement by following these work-related safe driving practices.

Stay Safe

- Use a seat belt at all times – driver and passenger(s).
- Be well-rested before driving.
- Avoid taking medications that make you drowsy.
- Set a realistic goal for the number of miles that you can drive safely each day.
- If you are impaired by alcohol or any drug, do not drive.

Stay Focused

- Driving requires your full attention. Avoid distractions, such as adjusting the radio or other controls, eating or drinking, and talking on the phone.
- Continually search the roadway to be alert to situations requiring quick action.
- Stop about every two hours for a break. Get out of the vehicle to stretch, take a walk, and get refreshed.

Avoid Aggressive Driving

- Keep your cool in traffic!
- Be patient and courteous to other drivers.
- Do not take other drivers' actions personally.
- Reduce your stress by planning your route ahead of time (bring the maps and directions), allowing plenty of travel time, and avoiding crowded roadways and busy driving times.

Source: https://www.osha.gov/Publications/Safe_Driving_Practices.pdf

Upcoming Safety Observances

February

Super Bowl LV – Impaired Driving
"Fans don't let fans drive drunk"
(February 7)

March

Vehicle Safety Recalls Week
(March 8-12)

St. Patrick's Day – Impaired Driving
"Buzzed Driving is drunk driving"
(March 17)

Rail Grade Crossing Campaign
(March 22-April 12)

Free resources are available on the Utah NETS webpage to assist you during these observance periods.

For more information, visit UTAHSAFETYCOUNCIL.ORG or call 801.746.**SAFE** (7233).

Encourage Your Employees to Buckle Up

In Utah alone, we have had an estimated 260 roadway fatalities this year. Of those 260 fatalities, 71 were not wearing a seat belt. Tragically, these deaths were 100% preventable.

As employers, employees, and everyday commuters these numbers can be reduced with education, training and awareness.

The Utah Safety Council wants to help remind your employees and customers to "Buckle Up - Every Trip, Every Time" with our new reflective parking lot signs.

Each sign is 12x9 and available for members to purchase at $25.75 each.

For more information or to place an order, please contact Nichole Rilk at nrilk@utahsafetycouncil.org or 801.746.**SAFE** (7233) ext. 303.



Looking to Hire Part Time Defensive Driving Instructors

Are you looking for a little extra income or want to make a difference in your community and help educate the public on safe and respectful driving skills?

We are currently looking for new Defensive Driving Instructors in the St. George and Vernal areas.

In the past, we have had great instructors come from local and state law enforcement and government agencies, and are inviting anyone who is interested, to become a certified instructor and teach for the Utah Safety Council.

Our instructors teach life-saving skills to the community in which they live. The Defensive Driving program is a fast-paced driver improvement program that offers strategies to reduce collision-related injuries, fatalities, and costs. The course addresses the importance of attitude in preventing crashes and reinforces the good driving skills students already have. Our Defensive Driving program shows students the consequences of the choices that they make behind the wheel. This course has recently been updated and is the only course recognized in Utah for point reduction. The Utah Safety Council holds public Defensive Driving courses in St. George once a month at Dixie University. This position is part time and compensation is $40/hr.

If you are interested in teaching, please contact Nichole Rilk, Traffic Safety Manager, at 801.746.**SAFE** (7233) ext. 303 or by email at nrilk@utahsafetycouncil.org.

START EACH MONTH WITH THE UTAH SAFETY COUNCIL'S FREE SAFETY SEMINARS!

Join us to discuss safety impacting Utah businesses and communities with experts in the field. In addition to each month's safety topic, we will share upcoming courses and events; as well as review Utah Safety Council tools and resources to ensure your organization is getting the most out of membership.

FREE Web-Based, Start With Safety Seminar
Date: First Business Day of Each Month
Time: 10:00 AM MST

Vehicle Safety Recalls Week / March 8-12, 2021



NHTSA manages vehicle safety recalls, sets vehicle safety standards, and requires auto-makers to recall vehicles that have safety defects or do not meet those standards.

During Vehicle Safety Recalls Week, NHTSA wants to increase awareness of the urgency of safety recalls and to encourage the driving public to check and see if there's an open recall on their vehicle. Vehicle Safety Recalls Week is March 8-12, 2021.

TAKATA AIR BAG RECALL - URGENT

NHTSA

KNOW THE FACTS—THEY COULD SAVE YOUR LIFE

FACT: Tens of millions of defective Takata air bags are under recall in the United States. This is the largest and most complex auto safety recall in U.S. history.

What's a recall? A recall happens when a manufacturer or NHTSA determines that a vehicle, piece of equipment, car seat or tire poses an unreasonable safety risk.

FACT: Owners of certain Honda and Acura model years and model year 2006 Ford and Mazda "Do Not Drive" vehicles are at substantially higher risk of having faulty Takata air bags and need to get replacement air bags IMMEDIATELY.

How can a Takata air bag put me at risk? A combination of moisture and high temperatures over time can degrade propellants in the air bags, which can cause the air bag to rip apart and send metal fragments toward you and your passengers.

FACT: Takata air bags have been the cause of 18 confirmed deaths in the United States.

TAKE ACTION NOW

1) Check your vehicle identification number (VIN), which can be found on the lower left side of your

windshield (driver's side) or your door jamb, and on your vehicle registration card or your insurance card.

2) Go to NHTSA.gov/recalls and enter your 17-digit VIN using our free VIN Look-Up Tool. All vehicles with higher-risk air bags are listed on NHTSA.gov. Also, you will then be notified by mail of any open recall by your vehicle's manufacturer.

3) NHTSA's updated SaferCar App helps keep you informed about your vehicle. Download the app and enter your vehicle's VIN, as well as car seats, tires, or any other vehicle-related equipment, and NHTSA will send you an alert if a safety recall is issued.

4) If you have an open safety recall on your vehicle, get it fixed for **FREE** immediately at your nearest dealership.

5) Even if your vehicle is not currently under a recall, it could be affected in the future. To receive an alert in the event of future recalls, sign up for email alerts at NHTSA.gov/alerts.

Tire Safety

As the outside temperature drops, so does tire inflation pressure. Make sure each tire is filled to the vehicle manufacturer's recommended inflation pressure, which is listed in your owner's manual and on a placard located on the driver's side door frame. The correct pressure is NOT the number listed on the tire. Be sure to check the tires' air pressure when they are cold, which means the car hasn't been driven for at least three hours. Read through for safe tire tips:

- Regardless of season, inspect your tires at least once a month and before long road trips. It only takes about five minutes. If you find yourself driving under less-than-optimal road conditions this winter, you'll be glad you took the time. Don't forget to check your spare tire.
- You should inspect your tires for any damage or conditions that may require their replacement. Check the tread and sidewalls for any cuts, punctures, bulges, scrapes, cracks or bumps. In case you see any damage, take your vehicle to a tire service professional for further inspection.
- If you plan to use snow tires, have them installed in the fall so you are prepared before it snows. Check out www.nhtsa.gov/tires for tire ratings before buying new ones, and look for winter tires with the snowflake symbol.
- Look closely at your tread and replace tires that have uneven wear or insufficient tread. Tread should be at least 2/32 of an inch or greater on all tires.
- Check the age of each tire. Some vehicle manufacturers recommend that tires be replaced every six years regardless of use, but check your owner's manual to find out.
- For more information on tire safety, visit NHTSA's Tires page.

Stock Your Vehicle

Carry items in your vehicle to handle common winter driving-related tasks, and supplies you might need in an emergency, including:

- Snow shovel, broom, and ice scraper;
- Abrasive material such as sand or kitty litter, in case your vehicle gets stuck in the snow;
- Jumper cables, flashlight, and warning devices such as flares and emergency markers;
- Blankets for protection from the cold; and
- A cell phone with charger, water, food, and any necessary medicine (for longer trips or when driving in lightly populated areas).

What to Do in a Winter Emergency

If you are stopped or stalled in wintry weather, follow these safety rules:

- Stay with your car and don't overexert yourself.
- Put bright markers on the antenna or windows and keep the interior dome light turned on.
- To avoid asphyxiation from carbon monoxide poisoning, don't run your car for long periods of time with the windows up or in an enclosed space. If you must run your vehicle, clear the exhaust pipe of any snow and run it only sporadically — just long enough to stay warm.

UTAH Safety COUNCIL

1574 West 1700 South
Salt Lake City, UT 84104

LOCAL CHAPTER

In This Issue

- Safe Driving Practices for Employees
- Upcoming Safety Observances
- Encourage Your Employees to Buckle Up
- Looking to Hire Part Time Defensive Driving Instructors
- Start With Safety
- Vehicle Safety Recalls Week / March 8-12, 2021
- More Winter Safety Tips

/UTAHSAFETYCOUNCIL

UTAH NETS Network Of Employers For Traffic Safety

NETS News

If you would like to submit items for use in this newsletter, send them to:

Email:
nrilk@utahsafetycouncil.org

Phone:
801.746.**SAFE** (7233)



Order The Utah Criminal and Traffic Code Book

(Click the Book.)

This publication includes Police Procedure: Arrest, Search and Seizure, and Confession Law. Police Procedure Guidelines, created by an expert team of attorney editors, show the constitutional application of the laws of arrest, search and seizure, & confession using caselaw with fact patterns.

Order from our partner, Blue360 Media by visiting the Utah Safety Council Website: Products/Utah Criminal and Traffic Code Books.