

Lancaster County 211 Traffic Overview



Total Calls

32

-37%*



Total Referrals

54

-17%*



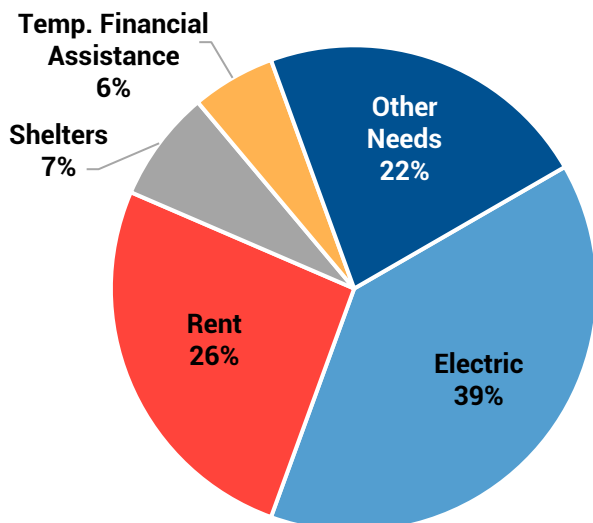
Website Visits

7,922**

-13%*

Lancaster County Needs

Based on June 2021 referrals



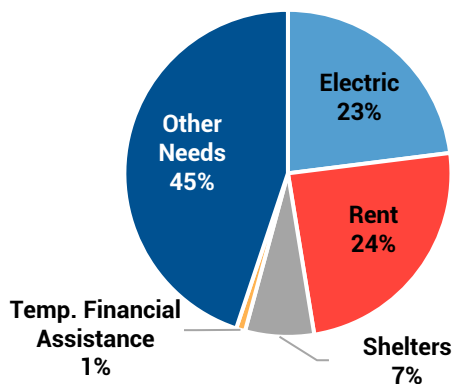
Top 10 Needs

Referrals

Electric Assistance	21
Rent Assistance	14
Shelters	4
Temporary Financial Assistance	3
Youth Enrichment Programs	2
Home Delivered Meals	2
Diabetes Management Clinics	1
Senior Ride Programs	1
Eye Care	1
Animal Control	1
Other Needs	4

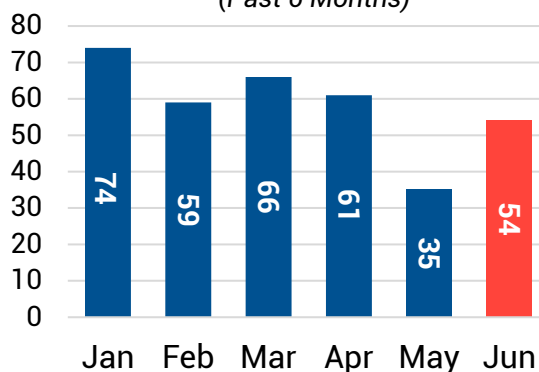
SC Statewide Needs

Based on June 2021 referrals



Lancaster County Referrals


(Past 6 Months)



* Compared to previous year, same period

**SC statewide total

Lancaster County 211 Demographic Overview



Age

Average Age: 43 years

Age Range: 22 - 59 years

Gender	Callers	%
Female	9	28%
Male	5	16%
Not Provided	18	56%

Ethnicity	Callers	%
Black/African American	3	9%
White	3	9%
American Indian/Alaska Native	1	3%
Not Provided	25	78%

Household Composition	Callers	%
Single Female with Children	4	13%
Couple without children	3	9%
Single Female	3	9%
Single Male	3	9%
Couple with children	1	3%
Not Provided	18	56%

Education	Callers	%
GED/Highschool	8	25%
Less than GED/High School	3	9%
Some college	2	6%
Not Provided	19	59%

Income Brackets	Callers	%
\$1-\$14,999	7	22%
\$15,000-\$24,999	4	13%
No Income	3	9%
Not Provided	18	56%

Employment Status	Callers	%
Employed - Full Time	5	16%
Disabled	4	13%
Unemployed	4	13%
Employed - Part-time	1	3%
Not Provided	18	56%

Lancaster County Top Providers and Cities



Top Housing Providers

	Referrals
Carolina Community Actions - Lancaster	6
The Salvation Army of Rock Hill	6
HOPE in Lancaster	5
Bethel UMC - Men's Shelter - Rock Hill	1
Habitat for Humanity of Lancaster	1



Top Utility Providers

	Referrals
Carolina Community Actions - Lancaster	8
The Salvation Army of Rock Hill	6
HOPE in Lancaster	5
KARE	1
SC Stay Plus	1



Top Food Providers

	Referrals
Community Long Term Care - York	1
Lancaster County Council on Aging, Inc.	1



Cities

	Calls	Referrals
Lancaster	23	41
Fort Mill	4	7
Kershaw	4	6
Heath Springs	1	0

Lancaster County Zip Code Breakdown

Zip Code	Electric	Rent	Shelters	Temp. Financial Assistance	Youth Programs	Delivered Meals	Other Needs	Grand Total
29720	16	14	2	1	2		6	41
29707	2			2		2	1	7
29067	3		2				1	6
Grand Total	21	14	4	3	2	2	8	54

