


Lancaster County 211 Traffic Overview



Total Calls

44

-6%*



Total Referrals

62

0%*



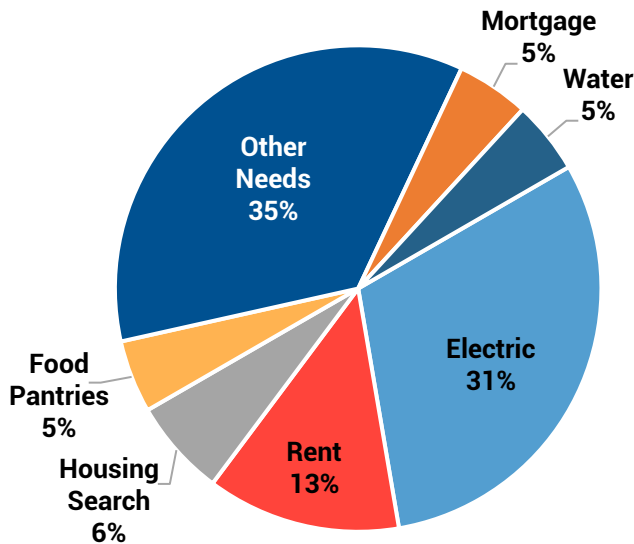
Website Visits

9,128**

+4%*

Lancaster County Needs

Based on July 2021 referrals



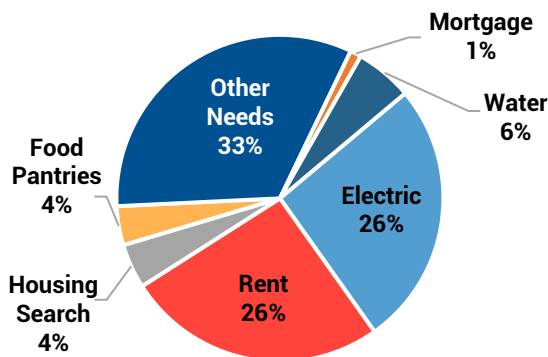
Top 10 Needs

Referrals

Electric Assistance	19
Rent Assistance	8
Housing Search	4
Food Pantries	3
Mortgage Assistance	3
Water Assistance	3
Dental Care	2
Public Housing	2
Home Rehabilitation	2
Temporary Financial Assistance	2
Other Needs	14

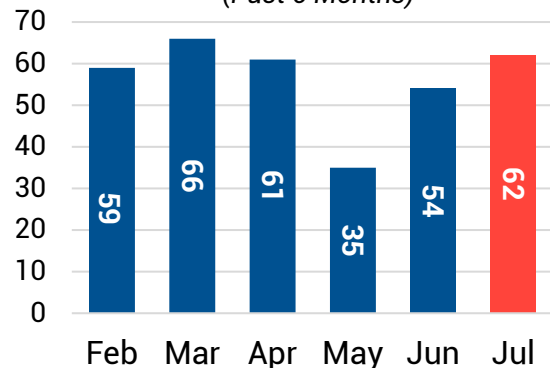
SC Statewide Needs

Based on July 2021 referrals



Lancaster County Referrals


(Past 6 Months)



* Compared to previous year, same period

**SC statewide total

Lancaster County 211 Demographic Overview



Age

Average Age: 54 years

Age Range: 20 - 82 years

Gender	Callers	%
Female	20	45%
Male	7	16%
Not Provided	17	39%

Ethnicity	Callers	%
White	8	18%
Black/African American	2	5%
Not Provided	34	77%

Household Composition	Callers	%
Single Female	10	23%
Single Female with Children	5	11%
Single Male	5	11%
Couple without children	3	7%
Couple with children	1	2%
Not Provided	20	45%

Education	Callers	%
GED/Highschool	19	43%
Some college	3	7%
Bachelor's degree or higher	1	2%
Less than GED/High School	1	2%
Not Provided	20	45%

Income Brackets	Callers	%
\$1-\$14,999	14	32%
\$15,000-\$24,999	5	11%
No Income	5	11%
\$25,000-\$34,999	1	2%
Not Provided	19	43%

Employment Status	Callers	%
Disabled	9	20%
Unemployed	9	20%
Employed - Full Time	4	9%
Retired	2	5%
Employed - Part-time	1	2%
Not Provided	19	43%

Lancaster County Top Providers and Cities



Top Housing Providers

	Referrals
Housing Authority of Lancaster	4
CareConnect USA	3
Carolina Community Actions - Lancaster	2
Habitat for Humanity of Lancaster	2
HOPE in Lancaster	2
SC Stay Plus Rental and Utility Assistance	2
South Carolina Housing Search	2



Top Utility Providers

	Referrals
HOPE in Lancaster	9
Carolina Community Actions - Lancaster	7
KARE	3
The Salvation Army of Rock Hill	2
SC Stay Plus Rental and Utility Assistance	1



Top Food Providers

	Referrals
HOPE in Lancaster	1
Lancaster County Council on Aging, Inc.	1
Rainbow Promise Enterprise	1
The Salvation Army of Rock Hill	1



Cities

	Calls	Referrals
Lancaster	32	49
Kershaw	5	8
Fort Mill	4	3
Heath Springs	2	2
Indian Land	1	0

Lancaster County Zip Code Breakdown

Zip Code	Electric	Rent	Housing Search	Food Pantries	Water	Mortgage	Dental Care	Public Housing	Other Needs	Grand Total
29720	13	8	4	3	1	3	2	2	13	49
29067	6								2	8
29707									3	3
29058					2					2
Grand Total	19	8	4	3	3	3	2	2	18	62

