



Just Sew Studio—Roseville
 1789 Lexington Ave No,
 Roseville, MN 55113
 Phone: 651-644-0010
 email: justsewstudio.roseville@gmail.com
 Website: justsewstudiomn.com

Store Hours
 Mon & Thurs—10-7 pm
 Tues, Wed, Fri—10-5 pm
 Sat—9-4 pm
 Closed Sunday

January Classes & Events

JSS PHD Club—Our participants have been busy completing past class projects. We will be done in May.

Friday, Jan 3 and 17—10-3 pm

Class Fee: \$10

Premier+ Extra & Ultra—Advanced Designing for Project-in-the-Hoop Wizard—Designing with the Project-in-the-Hoop Wizard/Assistant in Embroidery Extra or Ultra software is a fast way to produce some cool gifts and accessories. Kick your creations up a notch with these variation techniques.

Saturday, January 4—9-12 pm

Kimberbell Club—Hello Winter

Bench Buddy— This winter Bench Buddy welcomes the season with a snowflake made of white applique glitter. You will use stitch on the pieced borders and pillow back after the embroidered center is stitched and trimmed. The embroidery design and fabric kit are included in the class fee.

Saturday, Jan 4—1-4 pm

Class Fee: \$20 (inc. kit)



Open Sewing—Christmas is over and now we can finish our projects that we put aside for Christmas sewing. Or start new ones.

Monday Jan 6 or Jan 20—10-3 pm

Class Fee: \$10

Mini Poppins Bag—Have you seen a bag with a structured top? This bag has wire stays in the frame that make it 'pop' open. The wire stays are even included in the pattern too. In-R-Form makes it keep its shape too. Great for travel – or a sewing kit! Stitch up a cute set for a birthday gift or for yourself! We will use the pattern called "Mini Poppins" from Aunties Two (**Purchase required at JSS**).



Monday, Jan 6 & 20—4-7 pm

Class Fee: \$30

Know Your Pfaff—Class I—Basics—Learn threading, bobbin winding, choosing/adjusting stitches. Learn how to make a buttonhole and blind hem and SEW much more.

Tuesday, Jan 7—12-3 pm

Know Your Pfaff—Class II—Sequencing/Memories/Free Motion—Come and learn all about your decorative stitches, creating words and try free motion on your new Pfaff.

Thursday, Jan 9—12-3 pm

Know Your Pfaff—Class III—Embroidery Basics—Let us show you how to use your new Pfaff embroidery machine. Learn all about stabilizers, needles and complete a project.


Thursday, Jan 9—4-7 pm

Know Your Pfaff—Class IV—Connectivity—Learn how to create files and save designs.

Thursday, Jan 16—4-7 pm

Know Your Pfaff—creative icon—Connectivity—Learn how to send designs to your machine using MySewNet and the Premier+2 software (there is a free version if you don't own the software). We will also cover File Management techniques to better organize your saved stitches and embroidery designs to make finding and using them easier.


Friday, Jan 10—10-12 OR 1-3 pm

 **Hello Winter (Janine Babich)** - What good is the warmth of summer without the cold of winter to give it sweetness? – John Steinbeck... A cardinal to brighten the day and a snowman to sparkle in the sun! This pattern gives you practice in multi-hooping and a small amount of precise positioning in the hoop. Or if you have the Icon.... it is done in one hooping! We will use the pattern called Hello Winter by Janine Babich. Finished size is 12" x 15" (Purchase required at JSS). This is displayed at the shop on a 12" x 14" display stand (pre-order when you sign up for class if you want it).



Saturday, Jan 11—9:30-3:30 pm

Class Fee: \$30

 **Let It Snow**—Cozy mittens, a jolly snowman and nimble skates are appliqued on a twinkling background of swirling snowflakes in this embroidered celebration of the frosty side of winter! It's all done in the embroidery hoop! Finished size when displayed in the Trip Tic stand: 4" wide x 9" tall. We will be using the pattern called "Let It Snow" by Janine Babich (**Purchase required at JSS**). **Pre-order frame from JSS if you want it.**



Monday, Jan 13—12-4 pm


Class Fee: \$20

Getting Started with Free-Motion Ruler Quilting — (Please Note—this is for current owners of the ruler foot)—

This is the class to get you started free-motion quilting using your ruler foot and rulers/templates. We will cover machine setup and techniques to get you started using your rulers and make your ruler quilting successful.

Saturday, Jan 18—9:30-2:30 pm


Class Fee: \$20

 **Kimberbell Quilted Baskets** -With five basket styles each in five graduated sizes, you will have a hard time deciding which basket to do next. In-R-Form gives these baskets great stability and you can choose between tied corners or button-down corners. The baskets are completed with eye



There's SEW much more →

****FREE=Classes that are free to customers who purchased their machine or software from Just Sew Studio.**
 We want to be prepared for you! Please call or email to register for your class.

We reserve the right to cancel a class due to low enrollment. Classes marked  are for Just Sew Studio PFAFF Embroidery owners

lets or buttonholes stitched in-the-hoop so all you have to do to finish them is tie some ribbons or stitch on some buttons. We will complete a large square tied basket in class. Purchase the KimberBell “Quilted Baskets” design pack at Just Sew Studio.

Friday, Jan 24—10-1 pm

Class Fee: \$15

Wire-Framed Potluck Tote—A wire frame in these totes makes it easy to carry your goodies to the potluck or just to the table at home. You can make them in three sizes and the wire frame is removable for washing. Make some for yourself or for wedding, hostess or housewarming gifts. The class sample is the large casserole size to fit a 9” x 13” pan. Get the “Wire-Framed Potluck Totes” pattern and the wire frames



for your totes from Just Sew Studio.

Friday, Jan 24—2-5 pm & Friday, Jan 31—10-1 pm

Class Fee: \$30

Winter Birds Table Topper or Wallhanging—Let

some colorful birds brighten the winter landscape with this table topper or wall hanging. This is a great beginner quilting project with simple piecing and fusible applique shapes to add detail to this quick to piece project from the “Table Please Part Two” pattern book by Nancy Halvorsen of Art to Heart. Purchase your pattern book at Just Sew Studio.



Saturday, Jan 25—9:30-3:30 pm

Class Fee: \$30

Quilting 101—Beginning Quilting—Have you wanted to make a quilt, but not sure where to begin? Join us for a 3-part class as we make a small quilt together. We’ll review basic quilting tools, techniques, selecting fabrics, threads, and other tips to make your beginning quilting experience a success.

Thursday, Jan 30, Feb 6, Feb 13 12-3 pm

Class Fee: \$45

Chick’s Nite Out—SEW much fun. Call early to register—this class fills REALLY fast!!! Bring a project and dish to share.

Friday, Jan 31—4-9 pm

Class Fee: \$10



**Friday, February 7
9-1 pm Or 2-6 pm
\$49 (inc kit & design)**

Bring your mothers, daughters, grandmothers, and friends ... to this special four-hour Spark Event. You’ll create a classic zipper pouch, with scalloped quilting eyelet lace. You’ll also make an heirloom purse topped by a brass metal clasp. Threads are not included in kit.

*Register early. Seating is limited.
Call 651-644-0010 Today.*