



The Commencement Experience COVID-19 PRE-SCREEN INSTRUCTIONS

Quick Steps:

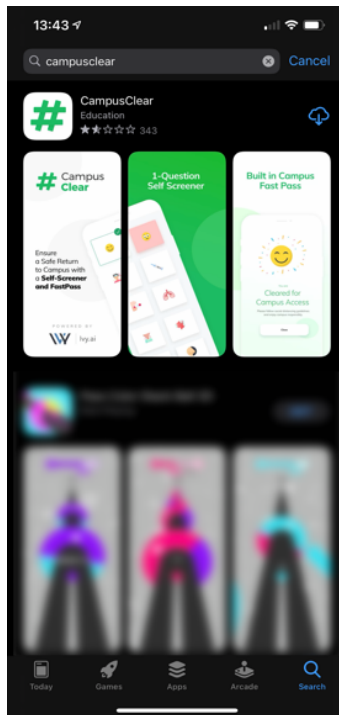
1. Search the App Store or Google Play Store for "CampusClear". Download the app.
2. Launch the CampusClear app on your mobile device
3. Read and acknowledge the "Welcome" message, tap next
4. Read and acknowledge the "How it Works" message, tap next
5. Read and acknowledge the "Data we collect" message, tap next
6. Read and acknowledge the "Consent" message, tap next
7. Indicate you're a visitor, tap next
8. Search for "Christopher Newport" ("CNU" will not work, you must search for "Christopher Newport")
 - a. Tap "Christopher Newport University"
9. Enter the phone number associated with your mobile device and tap "Submit"
10. You will be texted a one-time verification code.
11. Enter the code that you were texted and tap "Submit"
12. Before you come to campus for the Commencement Experience, open the CampusClear App and tap "Start" to log your first symptom tracking
13. Tap which entry is most applicable, then tap "See results"
If you do not tap "See results" you have not submitted your results and will not be allowed access to campus.
14. Follow the on-screen instructions. If you are clear, you will get a screen that says 'You are good to go as of' the date completed. You will need to show this screen to bypass COVID-19 screening at check-in and for entry into the experiences on campus. If you are not clear, you may not come to campus.

For those without smartphones or if you choose not to use the CampusClear app to bypass COVID-19 screening, you will be required to pass through the health screening on campus during the check-in process in Lot B. Guests screened on campus will receive a green wristband to indicate they are clear to participate.


For more detailed instructions, including screenshots, see below.

TO SET UP THE APP:

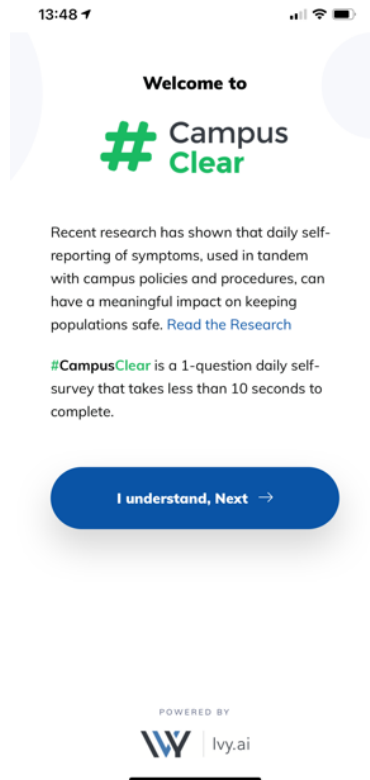
1. Search the App Store or Google Play Store for “CampusClear”. Download the app.



2. Launch the CampusClear app on your mobile device

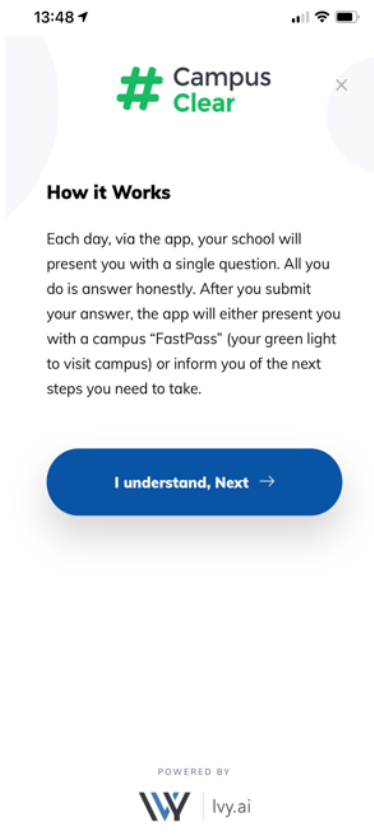


3. Read and acknowledge the “Welcome” message

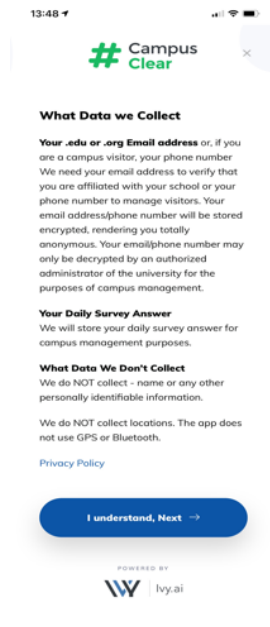


a.

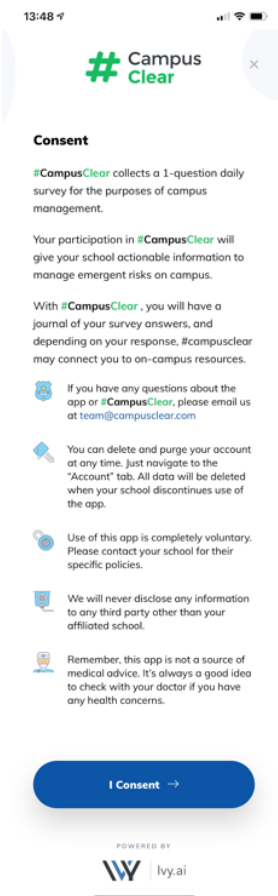
4. Read and acknowledge the “How it Works” message:



5. Read and acknowledge the “Data we collect” message



6. Read and acknowledge the “Consent” message



7. Indicate you're a visitor

13:48

Campus Clear

I am a ...

Student
(with a .edu or .org email address)

Employee
(with a .edu or .org email address)

Visitor
(Visitor, Vendor, Contractor)

Next →

Your answers are strictly confidential and anonymous.

8. Search for “Christopher Newport” (“CNU” will not work, you must search for “Christopher Newport”). Tap “Christopher Newport University”

13:48

Pick the school you want to visit

Christopher Newport

Christopher Newport University

Done

"Newport"

Q W E R T Y U I O P

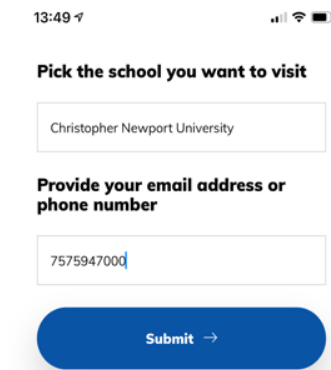
A S D F G H J K L

↑ Z X C V B N M ↵

123 space return

😊 🎤

9. Enter the phone number associated with your mobile device and tap “Submit”



13:49

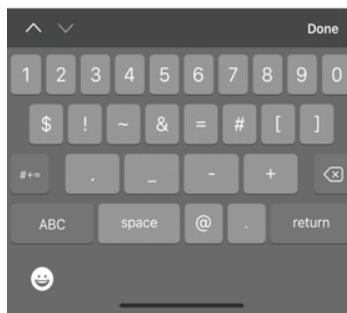
Pick the school you want to visit

Christopher Newport University


Provide your email address or phone number

7575947000

Submit →



10. You will be texted a one-time verification code.



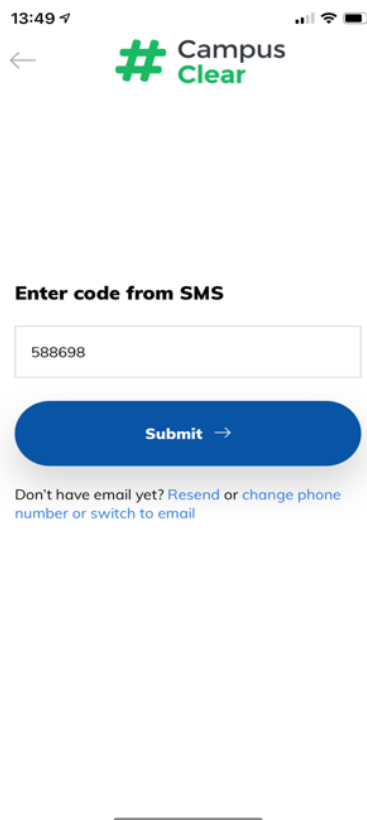
Enter code from SMS

Code from SMS

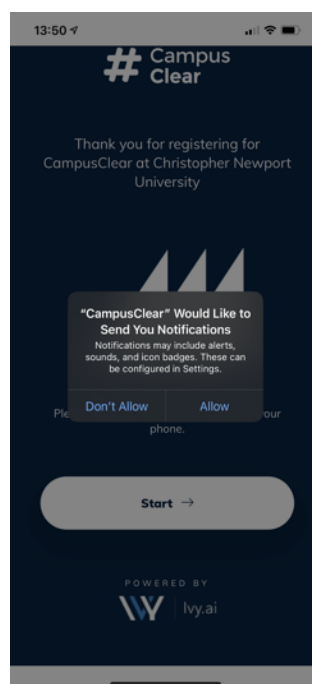
Submit →

Don't have email yet? [Resend](#) or [change phone number or switch to email](#)

11. Enter the code that you were texted and tap “Submit”




12. When prompted, you can choose whether to let CampusClear send notifications to your device




TO CONDUCT YOUR COVID-19 SELF-SCREEN

1. Tap "Start" to log your first symptom tracking



2. Tap which entry is most applicable, then tap “See results”

If you do not tap “See results” you have not submitted your results and will not be allowed access to campus.

13:50   

March 16, 2021

Please tap any of the following statements that are true for you today:



I have been directed by a healthcare provider to get tested



I have had a positive test result in the last 10 days



I have one or more of the following symptoms **not attributable to a known condition:**
fever,
cough,
difficulty getting enough air,
loss of smell or taste,
sore throat,
or muscle aches



I have been directed by CNU or a healthcare provider to isolate or quarantine



I believe I am having side effects after receiving the COVID- 19 vaccine within the last 24 hours



I have no symptoms

[See Result](#)

[#CampusClear](#)

3. Follow the on-screen instructions. If you are clear, you will get a screen that looks like the below image, but with the date completed. You will need to show this screen to bypass COVID-19 screening at check-in and for entry into the experiences on campus. If you are not clear, you may not come to campus.

