Earn Up To **34.5** Credits

NCBC2021

Interdisciplinary Breast Center Conference

March 19-24 • Caesars Palace • Las Vegas, Nevada

90+ World Class Speakers
200+ Lectures

Dr. Christiane Kuhl
Radiology
Universitätsklinikum Aachen

Dr. J. Michael Dixon
Professor of Surgery
University of Edinburgh

Dr. Barbara Rabinowitz
Admin/Psychology
NCBC Founder



Dr. Allison W. Kurian
Professor of Medicine
Stanford University

Dr. William J. Gradishar
Hematology & Oncology
Northwestern Medicine
Keynote Speaker - Sun



Valorie Kondos
Keynote Speaker - Sat

An Empowering 3 Day Interdisciplinary Conference *plus* 8 Pre/Post Conference Courses:

Cutting-Edge Breast Imaging: Staying Ahead of the Curve
Design and Development of a High-Risk Breast Program
Clinical Breast Assessment (CBA): Updates in the Approach to Diagnostic Evaluation of Breast Abnormalities
Challenges and Controversies in High Risk Breast and Ovarian Cancer Management
Evolving Through A Pandemic: Transition from Breast Center Survival to Growth
Technologist Challenge: Amplify Your Skills and Knowledge
Blueprinting the Navigator Role
Dr. Harold Freeman Navigation Institute Course

And... **The Essential Oncoplastic Surgery Course™ with 3 Day Hands-On Lab**
CGRA® Cancer Genetics & Risk Assessment Certification
BPNC Navigation Certification

NCBC Facility Member Discounts Expire Jan 29th
Register by Feb 5th for Early Bird Discount
Caesars Palace Discounted Rates thru Feb 22nd

Assessment of Need

Over 250,000 women will be diagnosed with breast cancer annually, accounting for 30% of all new cancer cases in women. This makes it the most common cancer diagnosis in women. This program's intent is to increase the quality of breast care provided to women across the globe through the interdisciplinary education of breast health professionals. Many breast healthcare practices are not standardized and this conference provides a learning and networking environment enabling breast professionals to learn about genetics, risk, the latest treatments, technologies, procedures, become certified and sharpen their skills in detecting and treating breast cancer. Treating breast cancer includes risk assessment.[1] The conference also provides a review of selected topics throughout the field of breast health care.[2] An analysis of peer-reviewed journal articles, new guidelines and past participant evaluation analysis have identified technical areas of focus which include the evolution of a breast center, breast specific gamma imaging, using breast MRI as a screening tool, improving RT/Radiologist relations, digital positioning, ultrasound imaging, biopsy techniques, lobular neoplasia, reverse axillary mapping, endocrine therapy, treating the breast cancer survivor[3], coding and reimbursement procedures. Patient centered focus areas include: providing care to the underserved communities, patient tracking tools, assessing the high risk patient, reconstruction options, starting a sexuality program in a breast center, supporting the breast cancer survivor, and patient satisfaction. In each of these areas, lectures will include controversies, recent developments and recommendations from experts in the breast health care field. This program has been developed specifically for the entire breast center team from administrative staff to breast clinicians. It is the intent of our educational activity to provide breast health care professionals objective, evidence-based clinical content, which they can incorporate into their practice to improve clinical care and outcomes of their patients.

1 National Cancer Institute "What you need to know about Breast Cancer: http://www.cancer.gov/cancertopics/wyntk/breast/page4/print
2 Healthcare.gov "Partnership of Patients: Better Care, Lower Costs. http://www.healthcare.gov/compare/partnership-for-patients/index.html
3 Patricia A. Ganz & Erin E. Hahn et al. Implementing a Survivorship Care Plan for Patients With Breast Cancer. The Journal of Clinical Oncology, February 2008 volume 26 Number 5

You Asked, NCBC Delivered!!!

Now more than ever as medical professionals we need to be on point with the development of our Breast Care Services. We know NCBC is the place you come to stay on the cutting edge, and you depend on us to deliver tools that directly impact your program development and patient outcomes. For this reason, we have a heavy focus specifically on "program development" for our 2021 conference.

If you only have time for one Breast Care Conference, the NCBC Interdisciplinary Breast Center Conference should be the one you don't miss!!!

How To/Breast Center Program Development Courses for 2021

- ✓ **The Essential Oncoplastic Surgery Course™ with 3 Day Hands-On Lab** Friday - Sunday, March 19 - 21 , pages 8-9
- ✓ **Lymphedema Mini Symposium – How to Manage a Patient with Lymphedema** Monday, March 22, 10:15 am - 4:40 pm, pages 12-13
- ✓ **Challenges and Controversies in High Risk Breast and Ovarian Cancer Management** Tues., March 23, 8 am - 4:45 pm, page 15
- ✓ **Design and Development of a High-Risk Breast Program** Monday Evening, March 22, 4:30 - 8:30 pm, page 14
- ✓ **Blue Printing the Navigator Role** Tuesday, March 23, 8:00 am - 4:30 pm, page 19
- ✓ **Evolving Through a Pandemic: Transition from Breast Center Survival to Growth** Tuesday, March 23, 8:00 am - 4:30 pm, page 17
- ✓ **Converting to Tomosynthesis Screening: Logistics & Beyond** Friday, March 19, 8:00 am - 4:45, page 7
- ✓ **Implementing Abbreviated MRI in Clinical Practice** Friday, March 19, 10:15 am - 10:45 am, page 7
- ✓ **Impact of Pathway Implementation** Saturday, March 20, 1:30 pm - 2:00 pm, Navigation Break Out, page 10
- ✓ **Crafting Survivorship Surveillance Visits to Offer Highest Value** Sunday, March 21, 11:40 am - 12:10 pm, Survivorship Break Out, page 11
- ✓ **Focus on Multidisciplinary Conference - Identifying Quality Improvements** Sunday, March 21, 4:00 pm - 4:30 pm, Quality Break Out, page 12
- ✓ **Putting Together a Performa for Business Expansion in the Breast Center: What Will the CFO Need from You?** Tues., Mar 23, 1 pm - 1:45, page17
- ✓ **Building a Volunteer Program** Tuesday, March 23, 11:15 am - 11:45, page 19
- ✓ **Creating a Successful Support Group** Tuesday, March 23, 2:30 pm- 3:00 pm, page 19

NCoBC2021

Interdisciplinary Breast Center Conference

March 19-24 • Caesars Palace • Las Vegas, Nevada

Earn Up To **34.5** Credits

Table of Contents

Assessment of Need ____ 2

Invitation to Attend ____ 4

Conference Objectives | Credit Hours ____ 5

Hotel Information ____ 6

Cutting-Edge Breast Imaging: Staying Ahead of the Curve *Pre-Conference Course* ____ 7

The Essential Oncoplastic Surgery Course™ with 3 Day Hands-On Lab ____ 8-9

NCoBC 2021 Annual Interdisciplinary Breast Center Conference ____ 10-13

Abstract/Poster Program ____ 13

Design and Development of a High-Risk Breast Program *Post-Conference Course* ____ 14

Challenges and Controversies in High Risk Breast and Ovarian Cancer Management *Post-Conference Course* ____ 15

Technologist Challenge: Amplify Your Skills and Knowledge *Post-Conference Course* ____ 16

Evolving Through A Pandemic: Transition from Breast Center Survival to Growth *Post-Conference Course* ____ 17

Clinical Breast Assessment (CBA): Updates in the Approach to Diagnostic Evaluation of Breast Abnormalities *Post-Conference Course* ____ 18

Blueprinting the Navigator Role *Post-Conference Course* ____ 19

Dr. Harold Freeman Navigation Institute Course *Post-Conference Course* ____ 20

CGRA® Cancer Genetics & Risk Assessment Certification Exam ____ 20

BPNC Navigation Certification ____ 21

General Information ____ 22

Pricing Information ____ 23

The Essential Oncoplastic Surgery Course™ with 3 Day Hands-On Lab

and optional Certificate program

- Lecturers are internationally known breast surgeons showing their insights and experience with oncoplastic techniques.
- Essential techniques that all surgeons can master will be discussed, demonstrated and performed.
- There will be practical labs on all days of the course, allowing in depth hands on experience using the latest Mastotrainers.
- Lecturers will demonstrate their techniques in the lab to be followed by the attendees performing the procedures in a "see one, do one" teaching method.

Course limited to 50 attendees. *See pages 8-9*

NCBC Officers

President
Sandhya Pruthi, MD, FNCBC
Mayo Clinic

President Elect/Conference Chair
Khai Tran, MD
Sutter Roseville Medical Center

Vice President
Jean Weigert, MD, FACR
Jefferson Radiology

Secretary
Teresa Heckel, MBA, FABC, FNCBC
Sarah Cannon

Treasurer
Melissa Nye, RN, BA, CN-BN, FNCBC
TVC Breast Center

Trustees at Large

Jane Berz, MSN, RN, FNCBC
Breast Center Consultations

Kristie Bobolis, MD
Sutter Roseville Medical Center

Deborah Dix, RN, MS
Sutter Roseville Medical Center

Ricki Pollycove, MD, MS, FNCBC
University of California

Jennifer Scalia Wilbur, MS
Woman & Infants Hospital

Atilla Soran, MD, MPH, FACS, FNCBC
Magee-Woman's Hospital of UPMC

Julia White, MD
The Ohio State University
Stefanie Spielman Comprehensive Breast Center

Belinda Zaparinuk, RT(M), BS, CBEC, FNCBC
Comprehensive Breast Center Solutions

Trustee Emeritus
Cary S. Kaufman, MD, FACS
Bellingham Regional Breast Center

Trustee Emeritus
Barbara Rabinowitz, PhD, MSW, FNCBC
Creative Solutions

Past Presidents Chair
Jennifer Gass MD, FACS

Posters & Abstracts Chair
Atilla Soran, MD, FACS, FNCBC
Magee-Woman's Hospital of UPMC

Executive Director NCBC
Kimberly Bolin, BS, ARDMS, ARRT, RT(R)(M)

NCBC
National Consortium of Breast Centers
P.O. Box 1334 • Warsaw, IN 46581
conferenceinfo@breastcare.org
www.breastcare.org
Tel: (574) 267–8058 • Fax: (574) 267-8268

Your Invitation to Attend

Dear Colleagues,

As President, it is my sincere honor and pleasure to welcome you to our 30th Annual Interdisciplinary Breast Center Conference. We are excited about the comprehensive program purposely designed to meet the educational needs of the entire breast team, from breast center administrators to clinical providers of care. This year's program will deliver on state- of- the- art and current educational content from experts in breast surgery, oncology, pathology, nursing, administration, navigation, psychology and radiology, as well as sharing innovations in breast cancer care, including the NQMBC program.

We have had several successful pre and post conferences that we will be bringing back this year including, The Essential Oncoplastic Surgery Course™ and Cutting Edge Breast Imaging: Staying Ahead of the Curve, Challenges and Controversies in High Risk Breast & Ovarian Cancer Management, Design and Development a High Risk Program, and Clinical Breast Assessment (CBA): Updates in the approach to Diagnostic Evaluation of Breast Abnormalities. The Administration, Technologist Challenge: Amplify Your Skills and Knowledge and Navigation post-conferences will provide in-depth educational sessions to address the needs of our attendees.

I would like to thank the program committee and conference chair, Dr. Khai Tran for their hard work, dedication and commitment to preparing this dynamic program and including amazing speakers and presentations that will give you the tools and knowledge to bring back to your respective practices.

Come to Las Vegas in 2021. Bring your team!

Warm Regards,
Sandhya Pruthi, MD, FNCBC
President, NCBC
Consultant Breast Diagnostic Clinic
Professor of Medicine
Mayo Clinic
Rochester, MN

Greetings and welcome!

NCoBC is approaching a significant milestone in 2021: it is the 30th anniversary of this amazing Annual Interdisciplinary Breast Center Conference, which continues to evolve as needed in order to stay relevant in the ever-changing landscape of breast care. I am honored to serve as this year's conference chair, and firmly believe that it is our mission to design a conference that meets not only the needs of every expert within the breast care continuum, but also to bring new ideas and the latest thinking in every aspect of breast care, delivered to you by truly talented speakers who are well-regarded in their field. Our planning committee worked diligently to put our program together and we are indebted to these amazing guest speakers, who care enough to come and share their knowledge and experience with us.

One quick glance of the program will show that we are serious about our commitment to every expert within the multidisciplinary breast care team. More than just providing up-to-the-minute information, it is important to me that we make this information relevant to your everyday work and challenges, and give you information that is applicable to your daily practice, and pearls which you can apply as soon as you return to your clinical work.
In addition to the main conference, there are a variety of pre- and post-conferences which will bring tremendous value to your patients and organization. This year, we are introducing several new topics, including a comprehensive lymphedema mini symposium, innovations in imaging technology, and the nuts and bolts of how to implement a high-risk program within your breast center. We want to show you how to do it, step by step. We continue to highlight the ever-growing importance of genetics in breast care, the evolving and critically important role of navigation, the latest oncoplastic surgical techniques, the importance of clinical breast assessment, and various relevant certification programs that are listed.

We understand that the difficult journey through breast cancer doesn't end with the diagnosis or surgery or radiation, it's just the beginning. This program, as a reflection of this organization and all of its passionate members, speaks to the importance of the entire continuum of care, including survivorship and beyond.

Lastly, we are taking the Covid-19 pandemic very seriously and have taken all necessary measures to ensure the safety of everyone attending the conference. Having a safe conference is of the highest priority.

We are all here for our patients and I am honored to be on your team.

With gratitude,

Khai Tran, MD
2021 NCoBC Program/Conference Chair
Breast Imaging Specialist
Sutter Health Imaging
Sacramento, CA

NCoBC2021

Interdisciplinary Breast Center Conference

March 19-24 • Caesars Palace • Las Vegas, Nevada

Stream presentations through the NCoBC 2021 App!

Core Competencies

In alignment with the CME mission of the University of Tennessee School of Medicine, programs are planned in the context of desirable physician attributes and core competencies (six abilities that are central to the practice of medicine): 1. Patient Care, 2. Medical Knowledge, 3. Practice Based Learning, 4. Interpersonal and Communication Skills 5. Professionalism 6. Systems Based Practice, as designated by the American Board of Medical Specialties. Core competencies addressed in each of the activity objectives below, this shall serve the best interests of the public and assist in maintenance of certification.

Objectives

- Compare current models of care to proposed models such as counseling only gene positive patients – will that be enough?
- Understand results including positives, true negatives, uninformative negatives and Variants of Uncertain Significance (VUS); understand the management of uninformative negatives and VUS
- Identify patients that might be suitable for ultrasound-guided breast cancer cryoablation
- Recognize management differences amongst patients with co-existing medical conditions; one size does not fit all.
- Critique practice choices in high risk care
- Review the data on risk sub stratification in gene positive patients and in those with familial clustering
- Formulate approaches to complex scenarios you may face in the high risk clinic
- Understand how machine learning approaches can better assess LOM by combining feature scores
- Describe how ultrasound can be used as a prognostic biomarker
- Describe the basics of CEM
- Evaluate the clinical outcomes of digital breast tomosynthesis in both screening and diagnostic breast imaging
- Discuss the patient perspective on prophylactic mastectomies
- Discuss the data on outcomes for men with breast cancer
- Identify clinical scenarios necessitating the need to perform tomosynthesis-guided, or localization
- Assess what is known about salpingectomy and delayed oophorectomy. What percentage of ovarian cancers originate solely in the ovary?
- Learn how AI might change breast imaging in the future
- Discuss the potential role (risks/benefits) of surgery in the management of women with non-BRCA mutations
- Understand tips & tricks for tomosynthesis-guided procedures
- Review data on the sensitivity and specificity of transvaginal ultrasound and CA-125 in high risk screening
- Review the differences & similarities in presentation, tumor characteristics & disease stage for men vs women with breast cancer
- Review current available wireless localization devices
- Summarize what is known about premature surgical menopause and overall health including osteoporosis, cardiovascular disease, dementia and overall survival
- Understand the basics of artificial intelligence (AI) and machine learning as it applies to breast imaging

Credit Hours

This activity has been planned and implemented in accordance with the accreditation requirements and policies of the Accreditation Council for Continuing Medical Education through the joint providership of the University of Tennessee College of Medicine and the National Consortium of Breast Centers. The University of Tennessee College of Medicine is accredited by the ACCME to provide continuing medical education for physicians.

AMA: The University of Tennessee College of Medicine designates this live activity for a maximum of 34.5 AMA PRA Category 1 Credits™. Physicians should claim only the credit commensurate with the extent of their participation in the activity.

PA's, NP's and Nurses: Physician Assistants, Nurse Practitioners and Nurses may use these credit hours toward certification renewal. This credit is acceptable by the American Academy of Physician Assistants (AAPA), American Nurses Credentialing Association (ANCC) and the American Academy of Nurse Practitioners (AANP).

BRN: Credits are arranged through The California Board of Registered Nursing.

ASRT: Continuing Education Category A credits are being arranged through the American Society of Radiological Technologists (ASRT). Each 30 minutes of contact time is awarded .5 CE credit. Each contact hour is equal to 50 – 60 minutes and is awarded 1 CE credit. This program is relevant to the radiologic sciences profession.

AMA PRA Category 1 Credits™

3/19-21/21	16.5	The Essential Oncoplastic Surgery Course™ with 3 Day Hands-on Lab
3/19/20	7	Cutting Edge Breast Imaging: Staying Ahead of the Curve
3/20-22/21	18.25	General Conference
3/22/21	2.25	Design and Development of a High-Risk Breast Program
3/23/21	6.75	Dr. Harold Freeman Patient Navigation Institute Course
3/23/21	6.25	Blueprinting the Navigator Role
3/23/21	6.5	Technologist Challenge: Amplify Your Skills and Knowledge
3/23/21	7	Challenges and Controversies in High Risk Breast & Ovarian Cancer Management
3/23/21	6.5	Evolving Through Pandemic: Essentials for Breast Center Survival and Growth
3/23/21	6.5	CBA

THE UNIVERSITY of TENNESSEE UT
GRADUATE SCHOOL OF MEDICINE

Host Hotel Information



Enjoy Las Vegas Attractions and Resort Amenities

Hotel Reservations:
The NCBC is proud to announce our 30th annual conference at Caesars Palace. Experience this venue and surrounding activities. From the moment you arrive, you will see and feel this venue's excitement.

Book Your Hotel Today
Be sure to book your room for the conference within the NCBC room block and receive our LOW negotiated rates. Conference block rooms also keep you in the loop by receiving conference updates and correspondence right to your room. Take advantage of ad-hoc networking opportunities by staying in the same hotel as your peers and other industry professionals.

Host Hotel: Caesars Palace will host attendees for the 2021 conference. With its prime location at the center of the famous Las Vegas Strip, you are at the heart of everything that makes Las Vegas, Las Vegas. NCBC has negotiated a discounted room rate of $157.00 per night plus tax and $24 resort fee (Resort fee includes daily wireless internet for two devices in guestroom, health club and pool access).
Book your hotel today online: https://book.passkey.com/go/SCNCB1

To receive the conference rates and all the amenities listed above any reservations for this event must be made through NCBC and Caesars Palace, Las Vegas only. **NCBC does not use 3rd party housing companies.**

BOOK EARLY!
February 22nd, 2021 is the last day for NCBC Block Housing Discount Rates - Caesars Palace, Las Vegas

30th ANNUAL NCBC2021
Interdisciplinary Breast Center Conference
March 19-24 • Caesars Palace • Las Vegas, Nevada

Attend in Person or On-line

Cutting-Edge Breast Imaging: Staying Ahead of the Curve

Robert C. Ward, MD and Sadia Choudhery, MD

This exciting Pre-Conference will cover revolutionizing breast imaging technologies and practices of the future. Attendees will learn from renowned faculty about the pros and cons of these technologies and practical methods for adoption and implementation. The goal of this course is to highlight the new breast imaging technologies on the horizon and to underscore the importance of these technologies in advancing breast care in daily clinical practice.

Friday, March 19

7:00 - 8:00 am	**Breakfast Symposia**
8:00 - 8:30 am	**Converting to Tomosynthesis Screening: Logistics & Beyond** Emily Conant, MD
8:30 - 9:00 am	**Interpretation of Reconstructed 2D Mammography** Stamatia Destounis, MD, FACR, FSBI, FAIUM
9:00 - 9:30 am	**Pearls & Pitfalls for Tomosynthesis-Guided Procedures** Victoria Mango, MD
9:30 - 9:45 am	**Break**
9:45 - 10:15 am	**Updates on Contrast-Enhanced Mammography** Jordana Phillips, MD
10:15 - 10:45 am	**Implementing Abbreviated MRI in Clinical Practice** Emily Conant, MD
10:45 - 11:15 am	**Gadolinium Deposition: Fact vs Fiction** Christiane Kuhl, MD
11:15 - 11:45 am	**Q & A with Morning Speakers**
11:45 - 1:00 pm	**Lunch on Your Own TBD**
1:00 - 1:30 pm	**Contrast-Enhanced Breast CT** Elizabeth Dibble, MD
1:30 - 2:00 pm	**FDG PET/CT** Elizabeth Dibble, MD
2:00 - 2:30 pm	**Cryoablation for Breast Tumors: Where Do We Stand?** Robert C. Ward, MD
2:30 - 3:00 pm	**Using Ultrasound Features as Predictive & Prognostic Biomarkers** A. Thomas Stavros, MD, FACR, FSBI, FSRU
3:00 - 3:15 pm	**Break**
3:15 - 3:45 pm	**Non-Mass Ultrasound Lexicon** A. Thomas Stavros, MD, FACR, FSBI, FSRU
3:45 - 4:15 pm	**Advances in Wireless Localization Techniques** Jay R. Parikh, MD, FRCP(c), FACR, FSBI, FACPE
4:15 - 4:45pm	**Q & A with Afternoon Speakers**
4:45 pm	Pre-Conference Ends

The Essential Oncoplastic Surgery Course™ with 3 Day Hands-On Lab

Cary S. Kaufman, MD, FACS – Course Director

Oncoplastic Surgery is safe, has fewer re-excisions, has improved cosmetic results and has been embraced by many breast surgery organizations here and abroad. Join us at our newly expanded three-day "Essential Oncoplastic Surgery Course™" using environmentally conscious customized Mastotrainer models to perform a variety of oncoplastic surgical procedures, from basic to complex. These models provide predictable anatomic issues that can be corrected using the variety of oncoplastic techniques. One-on-one instruction will occur in a see-one-do-one process.

Surgeons of all breast surgical skills can learn new techniques. Those who already perform oncoplastic surgery may consider applying for the "Certificate of Performance in Oncoplastic Surgery™." This process will include educational lectures, documented performance of multiple techniques and an oncoplastic surgery written test. An award report will be given that documents each procedure and all educational content and testing to validate one's own performance.

Friday, March 19

7:50 - 8:00 am	**Course Introduction, Orientation** Cary S. Kaufman, MD, FACS
8:00 - 8:30 am	**History of Oncoplastic Surgery** Sadia Khan, DO, FACS
8:30 - 9:00 am	**Genetic Testing: What the Breast Surgeon Needs to Know** Mary E. Freivogel, MS, CGC
9:00 - 9:30 am	**Crescent Mastopexy / Benelli-Round Block Mastopexy: Methods, Candidates, Guidelines** Sadia Khan, DO, FACS
9:30 - 9:45 am	**Break**
9:45 - 11:45 am	**ONCOPLASTIC LAB #1 Using RIGHT Breast – Crescent and Round Block Techniques** All Faculty
	Certificate applicants will have pictures taken of preoperative appearance, midway dissection and final result. ***(This requires the additional Certificate of Performance in Oncoplastic Surgery™ fee)***
11:45 - 1:00 pm	**Lunch Sponsored by Kubtec**
1:00 - 1:30 pm	**The Gift of Oncoplastic Surgery** Barbara Rabinowitz, PhD, MSW, FNCBC
1:30 - 2:00 pm	**Reconstructive Lumpectomy and Intraoperative Imaging** Cary S. Kaufman, MD, FACS
2:00 - 2:30 pm	**Nipple Sparing Mastectomy Techniques / Preferences / Options** Ronda Henry-Tillman, MD, FACS and Faculty Panel
2:30 - 3:00 pm	**How to Approach the Inferior Breast: Inframammary Fold Approach, Anchor/Inverted T Approach: Methods, Candidates, Guidelines** Jennifer Gass, MD, FACS
3:00 - 3:15 pm	**Break**
3:15 - 4:00 pm	**ONCOPLASTIC LAB #2 Using LEFT Breast – Inferior Mammary Fold and Anchor Techniques** All Faculty
	Certificate applicants will have pictures taken of preoperative appearance, midway dissection and final result. ***(This requires the additional Certificate of Performance in Oncoplastic Surgery™ fee.)***
4:00 - 4:45 pm	**Extreme Oncoplasty: Candidates, Methods, Results** Sadia Khan, DO, FACS
4:45 pm	Oncoplastic Ends for the Day

Saturday, March 20

7:00 - 8:00 am	**Breakfast Symposia Pfizer**
8:00 - 8:30 am	**The Grisotti Flap: Plastic Surgeon or Breast Surgeon?** Beth-Ann Lesnikoski, MD
8:30 - 9:00 am	**Anatomic Based Oncoplastic Surgery: Blood Supply, Pedicle Options, Ptosis & Reduction Options** Gustavo Zucca-Matthes, MD, PhD
9:00 - 9:30 am	**Wise Pattern Markings: The Gateway to Successful Reductions** Gustavo Zucca-Matthes, MD, PhD
9:30 - 10:00 am	**Break with Vendors**
10:00 - 10:15 am	**Impact Award Presentation**
10:15 - 12:15 pm	**ONCOPLASTIC LAB #3 Using RIGHT Breast – Marking the Wise Pattern and Inferior Pedicle Reduction Mammaplasty** All Faculty
	Certificate applicants will have pictures taken of preoperative appearance, midway dissection and final result. ***(This requires the additional Certificate of Performance in Oncoplastic Surgery™ fee)***
12:15 - 1:30 pm	**Lunch with Vendors**
1:30 - 2:00 pm	**Challenges with Oncoplastic Surgery Privileges: Certification of Education and Performance** Chris Glaser, MD, FACS & Cary S. Kaufman, MD, FACS
2:00 - 2:30 pm	**Pearls from our Panel: Making Oncoplastic Surgery Easier** Chris Glaser, MD, FACS & Cary S. Kaufman, MD, FACS; Sadia Khan DO, FACS; Gustavo Zucca-Matthes, MD, PhD; Beth-Ann Lesnikoski, MD
2:30 - 3:10 pm	**Superior Pedicle Reduction Mammaplasty Technique: Approach to the Lower Pole Tumors** Gustavo Zucca-Matthes, MD, PhD
3:10 - 3:45 pm	**Break with Vendors**
3:45 - 5:00 pm	**ONCOPLASTIC LAB #4 Using LEFT Breast – Inferior Mammary Fold and Anchor Techniques** All Faculty
	Certificate applicants will have pictures taken of preoperative appearance, midway dissection and final result. ***(This requires the additional Certificate of Performance in Oncoplastic Surgery™ fee)***
5:15 - 6:45 pm	**Poster Reception**

Sunday, March 21

7:00 - 8:00 am	**Breakfast Symposia**
7:30 - 8:15 am	**Written Examination Only for Certificate Applicants** Regular attendees do not attend - ***(This requires the additional Certificate of Performance in Oncoplastic Surgery™ fee)***
8:15 - 8:45 am	**Medicolegal Issues: Defining the Border Between New Ways of Using Existing Skills vs Performing Procedures Outside Your Discipline** Elizabeth M. Valencia, MD, JD, FCLM
8:45 - 9:15 am	**Complications of Oncoplastic Surgery** Gustavo Zucca-Matthes, MD, PhD and Faculty
9:15 - 9:50 am	**Oncoplastic Surgery Billing: Getting Paid for What You Do** Ronda Henry-Tillman, MD, FACS
9:50 - 10:30 am	**Break with Vendors**
10:30 - 11:00 am	**Providing Targeted Radiation Therapy in the Era of Oncoplastic Tissue Rearrangement** Kimberly Corbin, MD
11:00 - 11:45 am	**Oncoplastic Lab #5: Localization Methods, A Spectrum of Approaches** All Faculty
11:45 - 12:10 pm	**Summary, Q&A** All Faculty
12: 10 pm	Course Ends - Oncoplastic attendees receive free admission to main conference. This afternoon's lectures are on Fat Grafting, Axillary Imaging, DCIS, Elevating Quality with Oncoplastic Surgery and the Multidisciplinary Breast Conference.
12:10 - 1:30 pm	**Lunch with Vendors**

NCoBC2021
Interdisciplinary Breast Center Conference
March 19-24 • Caesars Palace • Las Vegas, Nevada

Saturday , March 20 3 Day Interdisciplinary Conference Begins!

7:00 - 8:00 am	**Breakfast Symposia**
8:00 - 8:15 am	**Membership Update and Opening Comments** Sandhya Pruthi, MD; Khai A. Tran, MD; Kimberly Bolin, BS, ARDMS, ARRT, RT(R)(M), Executive Director, NCBC
8:15 - 9:00 am	**Keynote Speaker: Finding Joy Even in Hard Times** Valorie Kondos
9:00 - 9:30 am	**Updates on Triple Negative Breast Care Management** Tiffany Traina, MD
9:30 - 10:00 am	**Break with Vendors**
10:00 - 10:15 am	**Impact Award Presentation**
10:15 - 10:45 am	**Award Winner Presentation Lecture: Universal Genetic Testing Challenges and Opportunities** Allison W. Kurian, MD, MSc
10:45 - 11:15 am	**Resourceful Recurrence Score Modeling- Options Outside Genomic Testing** Rohit Bhargava, MD
11:15 - 11:45 pm	**Abbreviated Breast MRI: Results of ECOG-ACRIN Trial** Christiane Kuhl, MD
11:45 - 12:15 pm	**30 Years of NCoBC: Past Present & Future** Barbara Rabinowitz, PhD, MSW, RN, FNCBC
12:15 - 1:30 pm	**Lunch with Vendors**

Break Outs	**Imaging**	**Administration**	**Clinical**	**Navigation**
1:30 - 2:00 pm	Imaging Features of Breast Cancer Subtypes *Cherie M. Kuzmiak, DO, FACR, FSBI*	Living a Shifted Reality: Managing Best Value in Breast Cancer Care *Rachel A. Greenup, MD*	Atypical, Papillary, and Spindle Cell Lesions of the Breast *Rohit Bhargava, MD*	Impact of Pathway Implementation *Stephanie L. Graff, MD*
2:05 - 2:35 pm	Calming Patients' Fears: Communications Skills for Breast Imagers *Stamatia Destounis, MD, FACR, FSBI, FAIUM*	From Senior Leadership to Breast Center Staff: Securing Vertical Engagement *Michael Koroscik, MBA, MHA*	Gene Sequencing and Metastatic Breast Cancer *Tiffany Traina, MD*	Finding the Human Element in Technology *Karen Hurley, PhD*
2:40 - 3:10 pm	Radiologist Burnout and the Role of Leadership in Addressing It *Jay R. Parikh, MD, FRCP(c), FACR, FSBI, FACPE*	Data Driven Decisions: Mining What Matters *Kioka Walcott, CTR*	Ergonomics in the OR *Rachel A. Greenup, MD*	Navigation Through a National Crisis *Nicole Centers, RN, BSN, MBA, OCN, CBCN, CN-BN*

3:10 - 3:45 pm	**Break with Vendors**
3:45 - 4:15 pm	**Adjusting to a New Normal When You Want Your Old Normal Back** Karen Hurley, PhD
4:15 - 4:45 pm	**Go Flat Movement Panel** Don S. Dizon, MD, FACP, FASCO; Jennifer Gass, MD, FACS; Rebecca Pine & Anne Katz, RN, PhD, FAAN
4:45 - 5:15 pm	**Artificial Intelligence in Breast Imaging: Hope or Hype?** Victoria Mango, MD
5:15 - 6:45 pm	**Poster Reception**

Sunday, March 21

7:00 - 8:00 am	**Breakfast Symposia**
8:00 - 8:30 am	**2nd Keynote:** **The Phoenix of Breast Cancer Care- Emerging from Crisis** William J. Gradishar, MD
8:30 - 9:30 am	**Navigating a National Public Health Crisis** Nathalie Johnson, MD - Moderating with Kimberly S. Corbin, MD; Nicole Centers, RN, BSN, MBA, OCN, CBCN, CN-BN; Tara Sanft, MD; Jean M. Weigert, MD, FACR & Terry Sarantou, MD, FACS
9:30 - 9:50 am	**Vendor Showcase**
9:50 - 10:30 am	**Break with Vendors**

Break Outs	**Imaging**	**Survivorship**	**Clinical**	**Navigation**
10:30 - 11:00 am	Male Breast: Imaging Findings of Benign and Malignant Diseases *Tara Henrichsen, MD*	Our Patients with Metastatic Disease as Survivors *Amye J. Tevaarwek, MD*	Exogenous Hormones and the High Risk Patient: What We Don't Know *Holly J. Pederson, MD*	Look for the Helpers: Building Your Team *Trish Tatrai, RN, MS, OCN, CBCN*
11:05 - 11:35 pm	Imaging of Transgender Patients *Bianca Carpentier, MD*	Words Can Help and Harm: How We Can Say It Best *Tara Sanft, MD*	Supplements in Cancer Care- Sifting Out the Filler, Embracing the Active Ingredients *Stacy D'Andre, MD*	Where Do We Grow from Here? *Nicole Centers, RN, BSN, MBA, OCN, CBCN, CN-BN*
11:40 - 12:10 pm	Nipple Discharge: Who, When & How to Image? *Cherie M. Kuzmiak, DO, FACR, FSBI*	Crafting Survivorship Surveillance Visits to Offer Highest Value *Amye J. Tevaarwek, MD*	Accelerated Breast Radiation *Kimberly S. Corbin, MD*	Genetics 101 *Holly J. Pederson, MD*

12:10 - 1:30 pm	**Lunch with Vendors**

Break Outs	**Imaging**	**Sexual Health 1st Responders**	**Clinical**	**Administration**
1:30 - 2:00 pm	Imaging of the Axilla and Internal Mammary Nodes: Updates and Challenges *Tara Henrichsen, MD*	Female Sexual Health: Circular or Linear? Where Does Desire Fit In? *Lorraine C. Drapek, DNP, FNP-BC, AOCNP*	Sequencing & Metastatic Hormone Receptor *William J. Gradishar, MD*	The Patient Experience: Adjusting to A New Normal *Michael Koroscik, MBA, MHA*
2:05 - 2:35 pm	Pearls for Imaging the Geriatric and Postsurgical Patient *Sarah A. Jacobs, RT(R)(M)(CT)*	"I'm Just Not Interested" Unpacking Desire as a Primary or a Secondary Problem *Don S. Dizon, MD, FACP, FASCO*	Oncoplastics - Fat Grafting Partial Breast Recon *Oscar J. Manrique, MD*	Evaluating What Works: Successes and Opportunities *Kioka Walcott, CTR*
2:40 - 3:10 pm	Multiple Faces of DCIS *Bianca Carpentier, MD*	In this Together: Breast Cancer and the Couple *Anne Katz, RN, PhD, FAAN*	Late Effects of Estrogen Deprivation and the Use of Menopausal Hormone Therapy in Breast Cancer Survivors *Stephanie S. Faubion, MD, MBA, FACP, NCMP*	Financial Resilience in Uncertain Times *Gary Hubschman, MBA, CFO*

3:10 - 4:00 pm	**Extraordinary Exhibit Extravaganza**

Sunday, March 21 continued on next page

NCBC2021
Interdisciplinary Breast Center Conference
March 19-24 • Caesars Palace • Las Vegas, Nevada

Sunday, March 21 continued from previous page

Break Outs	Imaging	Sexual Health 1st Responders	Clinical	Quality/NQMBC "Options"
4:00 - 4:30 pm	EQUIP & Regulatory Updates: What's New at the FDA *Jean M. Weigert, MD*	Don't Just Ask, Do Something *Lorraine C. Drapek, CNP, FNP-BC, AOCNP*	Why Neoadjuvant Endocrine Therapy? *J. Michael Dixon, MD*	Focus on Multidisciplinary Conference - Identifying Quality Improvements *Terry Sarantou, MD, FACS*
4:35 - 5:05 pm	ACR Images: Realistic Expectations *Dawn Derenburger, RT(R)(M)*	The Lessons Learned from Case Discussions *Don S. Dizon, MD, FACP, FASCO* *Anne Katz, RN, PhD, FAAN* *& Lorraine C. Drapek, RN, PhD*	What's New in the Management of Patients with Moderate Breast Cancer Gene Mutations? *Allison W. Kurian, MD, MSc*	Oncoplastic Surgery, Elevating Quality *David Hyams, MD*
5:10 - 5:40 pm	The Cost of Poor Positioning *Louise Miller, RT(R)(M)*		De-Escalating Axillary Surgery *Judy C. Boughey, MD*	"Automated NQMBC: Direct Upload of Quality Data via Imaging or EHR Software" *Cary S. Kauffman, MD, FACS;* *Stephen Wilson, MS, MBA & Ted Williamson, MD, PhD, CTR(ret)*
5:40 pm	Conference Ends for the Day			

Monday, March 22

7:00 - 8:00 am	**Breakfast Symposia**	
8:00 - 8:30 am	**Face Off: Sentinel Lymph Node Biopsy - To Do or Not To Do… That is the Question!** J. Michael Dixon, MD & Judy C. Boughey, MD	
8:30 - 9:00 am	**Risk Reduction Medication for Breast Cancer Prevention** Erin Hofstatter, MD	
9:00 - 9:15 am	**Inspiration Award Presentation**	
9:15 - 9:45 am	**Interdisciplinary Lymphedema Education** Stanley G. Rockson, MD	
9:45 - 10:15 am	**Break with Vendors**	
	Plenary	**Lymphedema Mini-Symposium**
10:15 - 10:45 am	**What To Do When Breast Cancer is Blue?** Jennifer K. Plicta, MD	Risk Factors/Diagnosis and Prevention *Atilla Soran MD, MPH, FACS, FNCBC*
10:45 - 11:15 am	**Management of Genitourinary Symptoms During and After Breast Cancer Treatment** Stephanie S. Faubion, MD, MBA, FACP, NCMP	Physiology, Updated Non-Surgical Treatment Options and Follow-ups *Stanley G. Rockson, MD*
11:15 - 11:45 am	**Preservation: The Triple E - Eggs, Embryos and Economics** Shannell R. Adams, MD, FACOG	Compression Treatments and Exercise *Lisa G. Mager, MPT, CLT-LANA, WCS, UPMC Centers for Rehab Services*
11:45 - 12:15 pm	**Surgery for Non-BRCA Mutation Carriers?** Jennifer K. Plicta, MD	Surgical Options for Lymphedema Treatment *Oscar J. Manrique, MD*
12:15 - 2:00 pm	**Lunch with Vendors (Last Time with Vendors)**	

Monday, March 22 continued on next page

Monday, March 22

	Plenary	Lymphedema Mini-Symposium
2:00 - 2:30 pm	**Direct to Consumer Genetic Testing: Recreational or Real?** Holly J. Pederson, MD	Lymphedema Board Panel Case Discussion *Atilla Soran, MD, MPH, FNCBC, FACS;* *Oscar J. Manrique MD;* *Stanley G. Rockson MD;* *Lisa G. Mager MPT, CLT-LANA, WCS*
2:30 - 3:00 pm	**Medical Cannabis: Update 2021** Stacy D'Andre, MD	
3:00 - 3:30 pm	**Transitioning to a Virtual High Risk Program: Successes and Opportunities** Candace T. Westgate, DO, MPH, FACOG	**Workstations** a) Physical therapy (MLD/Exercise) b) Compression sleeve fitter c) Compression pump d) Diagnostic Test (SOZO) and Video presentation for ICG-lymphography, Lymphoscintigraphy and MR Lymphangiography
3:30 - 4:00 pm	**Current Medical-Legal Topics: Interdisciplinary Breast Cancer Management** Elizabeth M. Valencia, MD, JD, FCLM	
4:00 pm	End of 2021 Conference	
4:40 pm	End of Lymphedema Course	

* Post Conference Course: Design and Development of a High-Risk Breast Program begins at 4:30 Monday evening, March 22 See pg. 14 for details.

NCBC Invites You and Your Breast Center Team to Submit an Abstract/Poster.



Special Recognition 2020 Abstract/Poster Award Winners

Abstracts/Posters

You and your breast center team are invited to submit an abstract to the NCoBC's 30th Annual Interdisciplinary Breast Center Conference, being held at the Caesars Palace Venue, Las Vegas, NV. March 19-23, 2021. The abstract/poster program provides a great opportunity to share your research and experience with other breast health care professionals. The goals of this session are to facilitate communication between breast care centers, to disseminate knowledge that may be useful to our members and their patients, and to give recognition to outstanding submissions.

To participate, email your abstract and the Abstract Application* to the NCBC office at **NCBCabstracts@breastcare.org** by the **due date, January 4, 2021; late submissions will not be accepted.** Faxed abstracts will not be accepted. Submission(s) will be peer reviewed and the abstract author(s) notified of acceptance for poster display at the 2021 Conference by the end of day, January 18, 2021. The NCoBC will host a special Poster Reception at the end of the conference day on Saturday March 20, 2021.

NCBC will invite the authors of one abstract submitted in each of the three major categories, as well as one submitted by trainee (fellows, residents, students and other trainees), one of which will be designated the Fellow/Resident/Student Award-winning abstract, to briefly present their abstracts during the Oral Abstract Presentations at the Poster Reception. Category oral abstract presenters will be awarded a monetary gift of $100. The Fellow/Resident/Student Award* recipient will receive a monetary gift of $200 and complimentary registration to the conference.

*The Abstract Application and Guidelines for the Fellow/Resident/Student Award can be found at: **https://www2.breastcare.org/abstracts/**

Award Winners

Category I - Innovative Solution to Reduce Time from Positive Breast Cancer Diagnosis to Initial Definitive Surgery
C.McDonnell, K.Bobolis, K.Tran, C.Baker, R.Rowberry, C.Kubicky, D.Dix, K.VanYsseldyk, J.Park, S.Atieno, C.Braun, M.Brooding, M.Wegner, M.McCarthy

Category II - Chatbot-based CARE Program identifies High Risk Patients Based on Clinical and Genetic Factors at the Time of Breast imaging
E.Kraemer, A.Redding, T.Harvell, C.Horton, P.Reineke, H.LaDuca, K.Jasperson

Category III - Deregulated Gene Expression in Relation with DNA Methylation Profiles Associated with Estrogen Receptor (ER) Status and Breast Cancer Molecular Subtypes
L.Klouche, D.Birnbaum, M.Chaffanet

Fellow Winner - The Effects of the Lifestyle, Exercise and Nutrition Study on Weight Loss Maintenance in Breast Cancer Survivors
A.Lisevick, B.Cartmel, M.Harrigan, F.Li, T.Sanft, M.Irwin

High-Risk Breast Program Post-Conference Course

Design and Development of a High-Risk Breast Program

Chairs: Teresa Heckel, MBA, FABC, FNCBC & Mary E. Frievogel, MS, CGC

Developing and implementing a High Risk Breast Program can be challenging as there is no "one size fits all" approach. A true comprehensive program requires the dedication and investment of various stakeholders with different and often divergent perspectives and values, which can make implementation seem like an uphill battle. Additionally, the lack of robust data about clinical and financial outcomes can make development of the business case difficult. Administrators and clinicians in the community setting are often grappling with what resources and investments are needed, then understanding how to pull them all together to launch a sustainable, comprehensive program. These sessions will focus on developing, justifying and operationalizing a top-notch High Risk Breast Program, and the key business considerations for planning, developing and implementing, along the care continuum. It will be applicable to administrators and clinical providers, including nurse navigators, nurse practitioners, physicians, and genetic counselors.

Monday Evening, March 22

4:40 - 5:30 pm	**Wine & Hors d'oeuvres for High Risk Program Registered Attendees**
5:30 - 6:00 pm	**Designing the High Risk Breast Program** Teresa Heckel, MBA, FABC, FNCBC & Mary E. Freivogel, MS, CGC
6:00 - 6:30 pm	**Critical Role of the High Risk Navigator** Sara M. Pirzadeh-Miller, MS, CGC
6:30 - 7:00 pm	**Business Considerations In Genetic Counseling** Mary E. Freivogel, MS, CGC
7:00 - 7:10 pm	**Break**
7:10 - 7:40 pm	**Communications & Collaborations: Bridging Relationships with Referring Physicians** Stephanie L. Graff, MD
7:40 - 8:10 pm	**Role of the High Risk Nurse Practitioner as "High Risk Quarterback"** Michele Settelmyer, APN, WHNP-BC
8:10 - 8:30 pm	**Putting it Together: Building the Business Case for the High Risk Breast Program** Teresa Heckel, MBA, FABC, FNCBC
8:30 pm	Course Ends

30th ANNUAL NCBC2021
Interdisciplinary Breast Center Conference
March 19-24 • Caesars Palace • Las Vegas, Nevada

Attend in Person or On-line

High Risk Patient Management Post-Conference Course

Challenges and Controversies in High Risk Breast and Ovarian Cancer Management

Sandhya Pruthi, MD & Holly J. Pederson, MD

Identification and management of the high-risk patient is becoming increasingly challenging given complexities in testing, controversies over who should be tested and the need for a personalized approach to each patient. Different models of genetic counseling incorporating telemedicine and IT are emerging which may increase access to care. Providers need to be confident in the identification and management of both gene positive and high risk gene negative patients, including being knowledgeable about emerging technologies such as the polygenic risk score, future trends in ovarian cancer screening, new breast imaging modalities and lifestyle measures and supplements that may reduce risk. This session will address the role of risk-reducing mastectomy in the absence of highly penetrant gene mutations and recommendations for the timing and type of risk-reducing pelvic surgery. Attendees will learn the data around hormone replacement in the setting of surgical menopause and how to implement guidelines in your practice to facilitate a multidisciplinary approach in the management of individuals identified as being at increased risk. This session will address these topics comprehensively including providing an expert-led panel on the challenging types of cases that you face every day.

- Including being knowledgeable about substratification tools such as the polygenic risk score
- Attendees will review the data pertaining to hormone replacement in the setting of surgical menopause

Tuesday, March 23

7:00 - 8:00 am	**Breakfast Symposia with Myriad**
8:00 - 8:30 am	**Identification of the High-Risk Patient and Risk Assessment Models** Ruth Heisey, MD
8:30 - 9:00 am	**Exercise- How Much is Enough?** Sarah Bazzetta, MMS, MAS, PA-C
9:00 - 9:30 am	**Complexities When Ordering Germline Cancer Genetic Panel Testing** Padma S. Rajagopal, MD, MPH
9:30 - 9:45 am	**Break**
9:45 - 10:15 am	**PRS- Stratification in Hereditary and Familial Patients** Sandhya Pruthi, MD
10:15 - 10:45 am	**Review and Controversies of Current Genetic Testing Guidelines** Padma S. Rajagopal, MD, MPH
10:45 - 11:15 am	**Controversies in Ovarian Cancer Screening and What's on The Horizon** Shannel R. Adams, MD
11:15 - 11:45 am	**Genetic Counselors and Future Directions in Genetic Counseling: Telehealth and IT** Sara Pirzadeh-Miller, MS, CGC
11:45 - 1:00 pm	**Lunch**
1:00 - 2:00 pm	**Challenging High Risk Cases** Moderators: Holly J. Pederson, MD & Sandhya Pruthi, MD with Asha Bhatt, MD; Erin Hofstatter, MD; Jennifer K. Plicta; MD; Sarah Bazzetta, MMS, MAS, PA-C; Carrie Langstraat, MD; Ruth Heisey, MD
2:00 - 2:30 pm	**The Evidence Behind Preventive Supplements – Vitamin D, Omega 3 and Aspirin** Sarah Bazzetta, MMS, MAS, PA-C
2:30 - 3:00 pm	**Novel Breast Imaging Technologies for the High-Risk Patient - Are Mammograms a Thing of the Past?** Asha Bhatt, MD
3:00 - 3:15 pm	**Break**
3:15 - 3:45 pm	**Bilateral Mastectomies Without "The Gene": When & Why?** Jennifer K. Plicta, MD
3:45 - 4:15 pm	**Controversies in Risk Reducing Pelvic Surgery (Salpingectomy +/- Uterus and Timing)** Carrie Langstraat, MD
4:15 - 4:45 pm	**Hormone Therapy in BRCA patients** Erin Hofstatter, MD
4:45 pm	Course Ends

Technologist Challenge Post-Conference Course

Technologist Challenge: Amplify Your Skills and Knowledge

Louise Miller, RT(R)(M), ARRT and Harriet B. Borofsky, MD

Advance and "amplify" your knowledge by attending this exciting and all new post conference curriculum! Lectures and interactive sessions will challenge you and sharpen your skills in problem solving through topics that are pertinent to your professional growth and success. You will gain a deeper understanding of breast anatomy and breast cancer biology, as viewed at imaging, as well as share your experience with peers and look to the future at the crucial role technologists play on the breast imaging team.

Tuesday, March 23

8:00 - 9:00 am	**What are We Looking For? How Breast Cancer Biology Impacts What We See on Our Images** Harriet B. Borofsky, MD
9:00 - 9:30 am	**What and Where is it? Correlative Anatomy and Pathology at Multimodality Breast Imaging** Harriet B. Borofsky, MD
9:30 - 9:45 am	**Break**
9:45 - 10:45 am	**Technologist/Radiologist Case Review with Audience Participation** Harriet Borofsky, MD & Louise Miller, RT(R)(M), ARRT
10:45 - 11:45 am	**Challenging Cases: Mammographic and Clinical Findings of the Breast** Robyn Hadley, RT(R)(M)
11:45 - 1:00 pm	**Lunch**
1:00 - 2:00 pm	**Everyone on Board: Policies and Procedures that Create Appropriate Standards of Care** Sarah A. Jacobs, BS, RT(R)(M)(CT)
2:00 - 3:00 pm	**On the Horizon: Your Future in Breast Imaging** Dawn Derenburger, RT(R)(M), ARRT
3:00 - 3:15 pm	**Break**
3:15 - 4:15 pm	**Share Your Knowledge, Share Your Passion/Educating and Motivating Your Colleagues** Robyn Hadley, RT(R)(M) & Louise Miller, RT(R)(M), ARRT
4:15 pm	Course Ends

30th ANNUAL NCBC2021
Interdisciplinary Breast Center Conference
March 19-24 • Caesars Palace • Las Vegas, Nevada

Attend in Person or On-line

Register to Attend: Breastcare.org

Evolving Through A Pandemic: Transition from Breast Center Survival to Growth

Deborah K. Dix, MS, RN and Jane Berz, MSN, RN, FNCBC

Breast centers were dramatically impacted in 2020 regarding when and how to do business, as well as ensuring the safety of their environment for patients and employees. All health care systems are now faced with learning new ways of doing business in the midst of intense financial challenges across the organization. More than ever, administrators are experiencing the need to embrace change and find a new path of discovery through resilience and innovation. This post conference is focused on the business development of new revenue streams for breast centers and creation of new pathways of critical services for patients during and in a post-pandemic environment.

Tuesday, March 23

8:00 - 8:30 am	**Born of Necessity: Embracing Unexpected Change** Katherine Branch, MHA
8:30 - 9:30 am	**The High-Risk Clinic in a Telemedicine Environment: Tales from the Front Lines** Michele Settelmyer, APN, WHNP-BC & Candace T. Westgate, DO, MPH, FACOG
9:30 - 9:45 am	**Break**
9:45 - 10:15 am	**Patient Experience in Telehealth: What Have We Learned & How to Use the Information?** Michael Koroscik, MBA, MHA
10:15 - 10:45 am	**Staff Education & Support via a Virtual Platform** Lisa Allison, BSN, RN, MHA & Katherine Branch, MHA
10:45 - 11:15 am	**Diving into the Business Issues: Productivity Metrics and FTE's When Delivering Telehealth** Julie Shisler, BS, LPN, CN-CM
11:15 - 11:45 am	**Telehealth and the Future: Q & A Opportunity with our Experts** Michele Settelmyer, APN, WHNP-BC; Candace Westgate, DO, MPH, FACOG; Mike Koroscik, MBA, MHA; Lisa Allison, BSN, RN, MHA; Katherine Branch, MHA & Julie Shisler, BS, LPN, CN-CM
11:45 - 1:00 pm	**Lunch**
1:00 - 1:45 pm	**Putting Together a Performa for Business Expansion in the Breast Center: What Will the CFO Need from You?** Gary Hubschman, CFO
1:45 - 2:30 pm	**Patient and Information Security in the World of Telehealth** Shawn Sacauskas, CISSP, HCISPP
2:30 - 3:00 pm	**NAPBC/ACoS Accreditation Connection: Creating Symmetry to Achieve Success** Deborah K. Dix, MS, RN
3:00 - 3:15 pm	**Break**
3:15 - 3:45 pm	**Rethinking Services, Lessons Learned and Silver Linings** Gary Hubsman, CFO; Mike Koroscik, MBA, MHA; Shawn Sacauskas, CISSP, HCISPP; Julie Shisler, BS, LPN, CN-CM & Lisa Allison, BSN, RN, MHA
3:45 - 4:15 pm	**Seeking Our Best Resilient Selves Following a Year Like No Other** Barbara Rabinowitz, PhD, MSW, FNCBC
4:15 - 4:30 pm	**Wrap Up: Closure and Evaluations** Jane Berz, MSN, RN, FNCBC & Deborah K. Dix, MS, RN
4:30 pm	Course Ends

Clinical Breast Assessment (CBA): Updates in the Approach to Diagnostic Evaluation of Breast Abnormalities

Belinda Zaparinuk, RT(M), BS, CBEC, FNCBC; Jennifer Gass, MD, FACS & Sandhya Pruthi, MD

Clinical breast assessment entails a comprehensive and multi pronged approach, based on symptoms and clinical criteria to evaluate breast abnormalities and diagnose breast cancer. The multidisciplinary team of experts participating in this post conference will present updates in screening and diagnostic mammogram guidelines, the role of breast health awareness and how diagnostic imaging (mammogram, ultrasound and breasts MRI) is applied when focal findings (masses, thickenings, focal pain, nipple discharge, breast pain etc.) are present. Attendees will have the opportunity to participate in a workshop and practice the detection of breast abnormalities on breast models. There will be a Certificate of Attendance.

Tuesday, March 23

8:00 - 8:30 am	**Melding Disperate Guidelines for Screening And Diagnosis of Breast Cancer** Andrea LN. Kaster, MD
8:30 - 9:00 am	**When Guidelines Don't Apply: Diagnosing Breast Cancer** Jennifer Gass, MD, FACS
9:00 - 9:30 am	**Risk Implications: Radiology Guide to Navigate Clinical Breast Symptoms** Elizabeth M. Valencia, MD, JD, FCLM
9:30 - 9:45 am	**Break**
9:45 - 10:15 am	**Clinical Breast Assessment-Removing Panic from a Pandemic** Belinda Zaparinuk, RT(M), BS, CBEC, FNCBC
10:15 - 10:45 am	**Breast Center Triage- Incorporating Clinical Breast Assessment, Breast Imaging, New Technologies and Breast Pathology** Belinda Zaparinuk, RT(M), BS, CBEC, FNCBC
10:45 - 11:15 am	**Breast Self-Exam and Evolution to Breast Health Awareness** Sandhya Pruthi, MD
11:15 - 11:45 am	**Case Discussion - Clinical Cases** Belinda Zaparinuk, RT(M), BS, CBEC, FNCBC; Andrea LN. Kaster, MD, FACS; Sandhya Pruthi, MD; Elizabeth M. Valencia, MD, JD, FCLM & Jennifer Gass, MD, FACS
11:45 - 1:00 pm	**Lunch**
1:00 - 1:30 pm	**Case Discussion - Clinical Cases Continued** Belinda Zaparinuk, RT(M), BS, CBEC, FNCBC; Andrea LN. Kaster, MD, FACS; Sandhya Pruthi, MD; Elizabeth M. Valencia, MD, JD, FCLM & Jennifer Gass, MD, FACS
1:30 - 2:15 pm	**Workshop Part #1** CBE Breast Models- From Normal to Abnormal
2:15 - 3:00 pm	**Workshop Part #2** CBE - Breast Models - Assessment
3:00 - 3:15 pm	**Break**
3:15 - 3:45 pm	**Certificate of Attendance Test**
3:45 - 4:45 pm	**Discussion and Review of Test Questions** Belinda Zaparinuk, RT(M), BS, CBEC, FNCBC; Andrea LN. Kaster, MD, FACS; Sandhya Pruthi, MD; Elizabeth M. Valencia, MD, JD, FCLM & Jennifer Gass, MD, FACS
4:45 pm	Course Ends

NAVIGATOR

Blueprinting the Navigator Role

Nicole Centers, RN, BSN, MBA, OCN, CBCN, CN-BN & Trish Tatrai, RN, MS, OCN, CBCN

Join us to fill your tool kit to build your program to towering success.
This post conference is appropriate for those new to the role and seasoned navigators who want to add to their successful programs

Tuesday, March 23

8:00 - 8:15 am	**Welcome** Nicole Centers, RN, BSN, MBA, OCN, CBCN, CN-BN
8:15 - 9:00 am	**Breast Cancer Basics** Nicole Centers, RN, BSN, MBA, OCN, CBCN, CN-BN
9:00 - 9:30 am	**Patient Experience- Making a Difficult Time Easier** Trish Tatrai, RN, MS, OCN, CBCN
9:30 - 9:45 am	**Break**
9:45 - 10:15 am	**Advocating for Patients: Overcoming Obstacles in Care** Stephanie L. Graff, MD
10:15 - 10:45 am	**Web of Influence for the Navigator** Danielle Brown, RN, BSN, OCN, CN-BN, ONN-CG
10:45 - 11:15 am	**Explaining Cancer to Children** Katie Ozuna, LMSW, OSW-C, OPN-CG
11:15 - 11:45 am	**Building a Volunteer Program** Susan Casella, RNC
11:45 - 1:00 pm	**Lunch**
1:00 - 1:30 pm	**Supporting Those Living with a Genetic Mutation** Nathalie Johnson, MD
1:30 - 2:00 pm	**Caring for the Young Adult Caregiver** Katie Ozuna, LMSW, OSW-C, OPN-CG
2:00 - 2:30 pm	**Locating & Navigating Patient Resources** Danielle Brown, RN, BSN, OCN, CN-BN, ONN-CG
2:30 - 3:00 pm	**Creating a Successful Support Group** Susan Casella, RNC
3:00 - 3:15 pm	**Break**
3:15 - 3:45 pm	**Compassion Fatigue: The Cost of Connecting?** Barbara Rabinowitz, PhD, MSW, FNCBC
3:45 - 4:15 pm	**Unanswered Questions- Q&A with Speakers Panel Session**
4:15 - 4:30 pm	**Wrap up**
4:30 pm	Course Ends

Dr. Harold Freeman Patient Navigation Institute Navigation Course

Harold P. Freeman, MD and Courtney Bowen, MS

Healthcare Professionals and advocates including but not limited to nurses, radiology technologists, other licensed providers and non-licensed navigations will be presented with the most current information on navigation of breast patients across all phases of the healthcare continuum including outreach, screening, diagnosis, treatment and survivorship. The curriculum will include various modules of navigation which will familiarize participants with the skill sets required to navigate breast patients through various phases of the health care continuum.

This course does not provide information that will be covered the Navigation BPNC Test.

Tuesday, March 23

8:00 - 9:30 am	**Overview and Historical Prospective of Patient Navigation**
9:30 - 9:45 am	**Break**
9:45 - 11:15 am	**Clinical Navigation (Screening, Diagnosis, and Treatment)**
11:15 - 11:45 pm	**Clinical Navigation Continued (Legal, Cultural Diversity & Health Literacy)**
11:45 - 1:00 pm	**Lunch**
1:00 - 2:30 pm	**Lay Navigation Advocate/Outreach, Screening and Communication – Developing a Navigation Program**
2:30 - 2:45 pm	**Break**
2:45 - 3:45 pm	**Case Studies**
3:45 - 4:00 pm	**Learning Objectives**
4:00 pm	Course Ends

Cancer Genetics & Risk Assessment Certification

Tuesday, March 23

Cancer Genetics & Risk Assessment Certification: CGRA®

Genomic discoveries are increasingly being applied to the clinical care of the patient, particularly in the field of cancer genetics and risk assessment.

There is a need for clinicians across the spectrum of practice to acquire knowledge and competency in identifying patients at risk for cancer, including hereditary risk factors as multiple genes can mediate cancer risk across multiple sites.

NCBC's Certification in Cancer Genetics & Risk Assessment has been developed to provide the assurance that the certified individual possesses the knowledge, skills and competency to provide cancer risk assessment services to patients and families.

Preferred candidates are physicians, advanced practice nurses, physician assistants, registered nurses or other skilled practitioners seeking to demonstrate advanced knowledge of cancer genetics, cancer risk assessment with an emphasis on comprehensive breast cancer risk assessment within their respective scope of practice.

Certification Eligibility: The applicant must:

- Be a licensed or certified health care professional with practice focus in breast health care, oncology, cancer genetics or cancer risk assessment (MD, RN, NP, PA)
- Have completed relevant focused educational courses in cancer genetics, risk assessment
- Have 2 years of experience in the field of cancer care, including cancer screening, diagnosis, management, navigation
- Complete an application process

Cancer Genetics & Risk Assessment Certification Exam is Available Tuesday:

9:00 am	**Registration Begins**
9:30 am	**Tests Begin**
12:30 pm	**Testing Ends**

For any questions regarding CGRA® certification please contact Executive Director NCBC Kimberly Bolin, BS, ARDMS, ARRT, RT(R)(M)

Kimberly@breastcare.org

Tuesday or Wednesday March 23 - 24

Breast Patient Navigator Certification

The Breast Patient Navigator Certification developed to set standards of achievement for the professional's role, enhance patient safety, improve the quality of care and delivery of services, and recognize professionals who advance beyond basic knowledge in a field of specialty. The Breast Patient Navigator Certification validates the medical professional's knowledge and performance standards through testing. Certification reflects an individual's achievement beyond licensure requirements and a basic level of knowledge. It exhibits dedication to validating a specific set of skills to provide enhanced care and services for patients and clients through advanced competency.
Criteria for the application to test are listed below. The NCBC Breast Patient Navigation Certification Program proudly offers six types of Breast Patient Navigator Certifications: The Certified Navigator – Breast in Imaging, Management, Advocate, Clinical, Provider, or Nurse.

CERTIFIED NAVIGATORS – BREAST (+ individual designation based on licensure)
CN-BI = Diagnostic Imaging/Treatment Techs (All technologists from diagnostics to treatments)
CN-BM = Management/Social Worker (All social workers and managers of navigators)
CN-BA = Advocate (All volunteers/lay navigators)
CN-BC = Clinical (All certified medical assistants, technologists, licensed practical/vocational nurses)
CN-BP = Provider (All breast care diagnosticians, nurse practitioners, physicians, physician assts, breast care PhDs)
CN-BN = RN (All registered nurses from breast care, diagnostic imaging, treatment, survivorship, genetics)

Certification Eligibility Requirements: The applicant must:

- Be a licensed medical professional and hold a valid medical license as a physician, nurse, physician assistant, social worker, radiologic technologist, radiology practitioner assistant, social worker, or advanced practice nurse OR
- Be master level prepared in a health related field; OR
- Be a lay or volunteer navigator and have taken a patient navigation course; AND
- Navigate breast patients for at least 25% of the applicants job responsibility OR
- Have supervision of breast patient navigators; AND
- Provide proof of valid license or certification (not required for those taking the Advocate examination); AND
- Pay the certification fee of $295 registration

Certification Eligibility Recommendation but not a Requirement:

- The applicant applying for certification should have at least two years' experience of navigating breast patients. This recommendation is based upon the review of the experience levels of those sitting for the exam and their passing or not passing the examination.

As soon as a person successfully enrolls for the program, an informational hand book is emailed within 7 working days. The hand book does not contain all the material the applicant should review to prepare for the examinations. To prepare for the examinations the applicant should refresh him/herself on information received during their medical professional training. The hand book contains a list of resources from which questions/answers were validated.

A passing score of 81% or better is required to become certified. If an individual does not pass the examination, he/she may sit for the examination again during the next 12 months with no additional fee.

Navigator Testing is Available Tuesday or Wednesday at these times:

9:00 am	**Registration Begins**
9:30 am	**Tests Begin**
12:30 pm	**Testing Ends**

NCoBC 2021 Schedule at a Glance

Friday March 19

Oncoplastic Surgery
7:50 am – 4:45 pm

Imaging
8:00 am - 4:45 pm

Saturday March 20

Breakfast Served
6:45 - 7:45 am

Breakfast Symposia
7:00 - 8:00 am

Oncoplastics
8:00 am - 5:15 pm

General Conference Begins
8:00 am

Keynote Speaker
8:15 am

Impact Award Presentation
10:00 am

Lunch with Vendors
12:15 – 1:30 pm

End of Day
5:15 pm

Poster Reception
5:15 - 6:45 pm

Sunday March 21

Breakfast Served
6:45 - 7:45 am

Breakfast Symposia
7:00 - 8:00 am

Oncoplastics
8:00 am - 12:10 pm

General Conference opens
8:00 am

Vendor Showcase
9:30 - 9:50 am

Lunch with Vendors
12:10 - 1:30 pm

Extraordinary Exhibit Extravaganza
3:10 - 4:00 pm

Lectures end for the Day
5:40 pm

Monday March 22

Breakfast Served
6:45 - 7:45 am

Breakfast Symposia
7:00 - 8:00 am

General Conference Opens
8:00 am

Inspiration Award Presentation
9:00 am

Lunch with Vendors
12:30 - 2:00 pm

NCoBC 2021 Ends
4:00 pm

Lymphedema Course Ends
4:40 pm

Design & Development of High Risk Program
4:30 - 8:30 pm

Tuesday March 23

Navigation
8:00 am - 4:30 pm

Evolving through Pandemic
8:00 am - 4:30 pm

Technologist Challenge
8:00 am - 4:00 pm

Freeman Course
8:00 am - 4:00 pm

Evolution of Clinical Breast Exam
8:00 am - 4:15 pm

BPNC Navigator Certification Testing
9:00 am - 12:30 pm

Cancer Genetics & Risk Assessment Certification Test (CGRA)
9:00 am -12:00 pm

Clinical Breast Assessment (CBA)
8:00 am - 4:45 pm

High Risk Challenges
8:00 - 4:45 pm

Wednesday March 24

BPNC Testing
9:00 am – 12:30 pm

NCoBC2021

Interdisciplinary Breast Center Conference

March 19-24 • Caesars Palace • Las Vegas, Nevada

Meals: The registration fee includes complimentary breakfast symposia, lunches, breaks and receptions, Saturday through Monday. Each registrant will be provided a package of meal tickets with their registration materials. If a meal ticket is lost a replacement may be purchased at $75 per meal function. Exhibitors should reference their exhibitor package for ticket details. Family or friends that would like to attend breakfast or lunch may do so at the above rate. We work very diligently to provide each meal to have a variety of choices to meet all special needs in food. If you require specific meal needs please refer to Caesars Palace Las Vegas restaurants for your additional options.

Breakfast Symposia: Enjoy breakfast each morning (Saturday - Monday) while learning about new and upcoming products from outstanding companies. See the Symposia schedule below

Poster Reception: Saturday at 5:15 - 6:45 pm, this is designed to allow guests to view all posters on display and interact with the authors and presenters. The four poster winners will present their poster orally during this Poster Reception on Saturday evening. We hope conference guests use this time to learn about ground-breaking new programs, treatments and techniques being implements by breast health facilities worldwide while enjoy the special poster reception with appetizers for all attendees.

Vendor Showcase: Sunday at 9:30 - 9:50 am

Our Extraordinary Exhibit Extraganzia: On Sunday from 3:10 - 4:00 pm we will serve light snacks while you enjoy additional time with the exhibitors.

Exhibit Hall: An array of specialized technology, equipment, products, and services will be on display for breast centers, group practices, and practitioners of breast health care. Exhibits will be open during non–lecture times (breaks, meals and receptions). NCBC members can visit the NCBC website www.breastcare.org to view a list of all exhibitors to date.

Recommended Dress: Business casual. Temperatures in meeting rooms and personal comforts vary greatly. As meeting rooms usually seem cold, please bring a sweater or jacket to compensate.

Registration Materials: The conference app will be available for download by registered attendees on March 12, 2021. On our app you will be able to review presentations that have been submitted, logistic information, exhibitor and sponsor listings and other pertinent information.

Disability Statement: If you have a disability, please contact the NCBC office by January 24, 2021 to notify the staff of any special needs to help us better serve you.

Consent to Use Photographic Images: Registration and attendance at, or participation in, NCoBC meetings and other activities constitutes an agreement by the registrant to NCBC's use and distribution (both now and in the future) of the registrant or attendee's image.

Evening Networking: For individuals attending the conference alone or wanting to meet peers from around the country. The Evening Networking Program has been very successful. If you are attending the conference without your coworkers, friends or significant other and would like to experience what Vegas has to offer, but not alone, this is the group to join! Julie Susi from Mercy Hospital in Portland, Maine and Ann Livingston from Novi, Michigan, will bring together conference attendees who will be attending by themselves and want to meet peers from around the country. Julie plans to organize individuals into small networking groups to enjoy Vegas in the evenings after the day-long conference. If you are attending the conference alone and would like to network with a group of fellow peers, contact Julie Susi at susij@emhs.org and let her know your arrival date and time. You will be invited to a meeting to organize and break out into groups.

Breakfast Symposia Schedule

Day	Breakfast Served	Presentation	Sponsor
Saturday March 20	6:45 – 7:45 am	7:00 - 8:00 am	**Pfizer**
Sunday March 21	6:45 – 7:45 am	7:00 - 8:00 am	**TBD**
Monday March 22	6:45 – 7:45 am	7:00 - 8:00 am	**TBD**

3 Day Interdisciplinary Conference

(Saturday, March 20- Monday, March 22, 2021)
Fees include Breakfast & Lunch (Sat - Mon)
Receptions, Online Syllabus, Credits

	Early Bird Thru Feb 5th	Standard After Feb 5th
NCBC Members		
Member Non-Physicians	$595	$795
Member Physicians	$795	$995
Member Resident / Fellow	$450	$650
Non-Members		
Non-Member Non-Physicians	$795	$995
Non-Member Physicians	$995	$1195
Non-Member Resident/Fellow	$650	$850
Non-Exhibiting Corporations	$2020	$2220

Pre-conference Courses

(Friday, March 19) Fee includes Online Syllabus, CME's

	Add to 3 Day Conference Registration	ONLY Pre Course
NEW Cutting-Edge Breast Imaging: Staying Ahead of the Curve	$299	$420

Post-Conference Courses

(Tuesday, March 23) Fee includes Online Syllabus, CME's

	Add to 3 Day Conference Registration	ONLY Post Course
Dr. Harold Freeman Patient Navigation Institute Navigation Course	$399	$499
NEW Evolving Through A Pandemic: Transition from Breast Center Survival to Growth	$299	$420
NEW Blueprinting the Navigator Role	$299	$420
NEW Technologist Challenge: Amplify Your Skills and Knowledge	$299	$420
NEW Design and Development of a High-Risk Breast Program (Monday Evening March 22, 2021)	$299	$420
NEW Clinical Breast Assessment (CBA): Updates in the Approach to Diagnostic Evaluation of Breast Abnormalities	$299	$420
NEW Challenges & Controversies in High Risk Breast & Ovarian Cancer Management	$299	$420
***Breast Patient Navigator Certification (CN-B*)** (Tuesday or Wednesday, March 23-24)	$295	$295
***NEW Cancer Genetics & Risk Assessment Certification (CGRA)** (Tuesday, March 23)	$495	$495

*1 year complimentary NCBC Membership is included in cost. Register for the 3 day conference at the member rate.

Register by February 5th to get Early Bird Rates!

The Essential Oncoplastic Surgery Course™ with 3 Day Hands-On Labs

(Friday, March 19 - Sunday, March 20, 2021)
Fee includes Breakfast, Online Syllabus, CME's and
Also includes registration to the 3 day Interdisciplinary conference
Course limited to 50 attendees.

	Early Bird Thru Feb 5th	Standard After Feb 5th
NCBC Member Physicians	$2350	$2950
Non-Member Physicians	$2550	$3150
Add Certificate of Performance in Oncoplastic Surgery™	$1500	$1500

Includes your own exclusive mastotrainer.
Must be registered by Feb 1, 2021 for
The Certificate of Performance.

Hotel Block prices end February 22, 2021

See page 6 for more details.

Discount For Facility Members

1. Discount applies to 3 Day Conference registration fee for up to five (5) registrants from the same facility. Not applicable towards Pre or Post conference workshops.
2. Receive 10% Discount off Registration for up to 5 members.
3. The primary facility member is required to contact the NCBC office by noon eastern time on January 15, 2021 to receive the code. Contact the registration office at 574-401-8113.
4. Each registrant must submit their own individual registration by January 29, 2021. Discount code must be included with registration in order to receive the discount.
5. Rates for the 3 Day Conference are linked to each individual's membership standing with NCBC.
6. Whether paying online or by check, discount code must be used by January 29, 2021. Check payments must be postmarked by March 1, 2021.
7. Refunds cannot be given if registration is submitted without discount code

Registration Payment

Payment may be made via credit card or check. Please register online and select check payment if you cannot pay by credit card. Check payments must be postmarked March 1, 2021 to be eligible for the early bird discount.

Cancellation Policy

NCBC will provide a full conference refund less a $50.00 processing fee until December 31, 2020. No Conference refunds will be given after January 15, 2021. No Refunds on Certifications once the Study Materials have been sent. NCBC Membership is not refundable.

Register to Attend: BreastCare.org

Contact the office at 574-401-8113 for registration by mail.

NCBC
National Consortium of Breast Centers
P.O. Box 1334
Warsaw, IN 46581

30th ANNUAL NCoBC2021

Interdisciplinary Breast Center Conference

March 19-24 • Caesars Palace • Las Vegas, Nevada

Who Should Attend:
NCBC Educates the Entire Breast Care Team

with specific tracks for:

- Radiologists
- Surgeons
- Pathologists
- Technologists
- Registered Nurses
- Genetic Counselors
- Administrators
- Navigators
- Nurse Practitioners
- Radiation Oncologists
- Medical Oncologists
- Breast Health Specialists

Attend in Person or On-line

Why you should be at NCoBC!

Earn Up To 34.5 Credits

90+ World Class Speakers 200+ Lectures

- Largest Interdisciplinary Breast Care Conference
- Pre/Post Conferences for all disciplines
- Weekend format to accommodate work schedules
- Registration fees include meals, receptions and networking events
- Over 80 top industry vendors exhibiting that represent all the needs specific to Breast Cancer/Patient Care
- World Class Speakers & take away information that can immediately impact your organization
- Discounted Block Housing Rates thru Feb 22, 2021

Enjoy Las Vegas Attractions and Resort Amenities



National Consortium of Breast Centers
Tel: 574-267-8058 • Fax: 574-267-8268 conferenceinfo@breastcare.org
www.breastcare.org

Attention Surgeons: The Essential Oncoplastic Surgery Course™ with 3 Day Hands-On Lab and optional Certificate of Performance in Oncoplastic Surgery™ See Pgs. 8-9