Earn Up to 34.75 Credits

29th ANNUAL

NCoBC2019

Interdisciplinary Breast Center Conference

March 15-20 • Paris Las Vegas

Prof. Gabriel Hortobagyi, MD, MACP, FASCO
Medical Oncology
3 Day General Conference



Connie Lehman, MD, PhD
Professor of Radiology
Pre- Conference Course
Radiology Masters Series
& 3 Day General Conference



Henry Kuerer, MD, PhD, FACS, CMQ
Surgical Oncology
3 Day General Conference



Melanie A. Nix, MBA
Keynote Speaker

CBE and BPNC Certification
Pgs. 20-21

8 Pre/Post Conference Courses
Pre Pgs. 7-9 / Post Pgs.14-18

Invitation to Submit a Poster/Abstract
Pg. 19

2 Day Oncoplastic Surgery Course with Lab
Pgs. 8-9

NCoBC 2019 Interdisciplinary General Conference
Pgs. 10-13

The New NQMBC Defines Quality: Be the "Best of the Best"
Review of the long anticipated release of NQMBC version 2.0, includes Welcome Wine & Cheese Reception Pg. 13

Please RSVP

THE UNIVERSITY of TENNESSEE UT GRADUATE SCHOOL OF MEDICINE

Register by Feb 1st
to get Early Bird Rates!

Assessment of Need:

Over 200,000 women will be diagnosed with breast cancer annually, accounting for 30% of all new cancer cases in women. This makes it the most common cancer diagnosis in women. This program's intent is to increase the quality of breast care provided to women across the globe through the interdisciplinary education of breast health professionals. Many breast healthcare practices are not standardized and this conference provides a learning and networking environment enabling breast professionals to learn about genetics, risk, the latest treatments, technologies, procedures, become certified and sharpen their skills in detecting and treating breast cancer. Treating breast cancer includes risk assessment.[1] The conference also provides a review of selected topics throughout the field of breast health care.[2] An analysis of peer-reviewed journal articles, new guidelines and past participant evaluation analysis have identified technical areas of focus which include the evolution of a breast center, breast specific gamma imaging, using breast MRI as a screening tool, improving RT/Radiologist relations, digital positioning, ultrasound imaging, biopsy techniques, lobular neoplasia, reverse axillary mapping, endocrine therapy, treating the breast cancer survivor[3], coding and reimbursement procedures. Patient centered focus areas include: providing care to the underserved communities, patient tracking tools, assessing the high risk patient, reconstruction options, starting a sexuality program in a breast center, supporting the breast cancer survivor, and patient satisfaction. In each of these areas, lectures will include controversies, recent developments and recommendations from experts in the breast health care field. This program has been developed specifically for the entire breast center team from administrative staff to breast clinicians. It is the intent of our educational activity to provide breast health care professionals objective, evidence-based clinical content, which they can incorporate into their practice to improve clinical care and outcomes of their patients.

1 National Cancer Institute "What you need to know about Breast Cancer: http://www.cancer.gov/cancertopics/wyntk/breast/page4/print
2 Healthcare.gov "Partnership of Patients: Better Care, Lower Costs. http://www.healthcare.gov/compare/partnership-for-patients/index.html
3 Patricia A. Ganz & Erin E. Hahn et al. Implementing a Survivorship Care Plan for Patients With Breast Cancer. The Journal of Clinical Oncology, February 2008 volume 26 Number 5

The Natosha Lynne Morton SCHOLARSHIP NCBC 2019 Funded by MagView®

NCoBC 2019 Scholarship Available

The Natosha Lynne Morton Scholarship funded by MagView® is to provide recognition to those Breast Health professionals who best exhibit character, compassion, and caring in conjunction with providing the best possible care to patients by paying their conference registration fee to attend the 29th Annual Interdisciplinary Breast Center Conference March 15 - 20, 2019 in Las Vegas, NV. Applicants must complete the questionnaire application below in the link to the best of their ability. Content will be scored by the NCBC staff based on the evidence of character, compassion, and quality of care.

Prerequisites for NCoBC 2019 Scholarship Consideration

Applicants Must:

1. Be a first-time NCoBC Annual Interdisciplinary Breast Center Conference attendee.
2. Be a current NCBC Independent Health or Facility Member.
3. Be a practicing breast health professional or advocate.
4. Fill out the application online found at:
   https://www2.breastcare.org/welcome-to-the-annual-national-interdisciplinary-breast-center-conference/
5. Be able to pay their own transportation and accommodation fees.
6. Sign a consent form allowing NCBC and Magview® to publicize name/photos for future marketing campaigns.

Other Notes:

- The Natosha Lynne Morton Scholarship does not cover NCBC membership.
- The scholarship only covers the cost of the general conference. Post conference workshops or certification exams are at the winner's expense.
- Deadline for application is December 15, 2018.
- **Winner will be announced on or before January 11, 2019.**

NATIONAL CONSORTIUM OF BREAST CENTERS FOUNDED 1986

NCBC
National Consortium of Breast Centers, Inc.
Advocating for Excellence in Breast Health Care

P.O. Box 1334 • Warsaw, IN 46581
conferenceinfo@breastcare.org
www.breastcare.org
Tel: (574) 267–8058
Fax: (574) 267-8268

NCBC Officers

President
Kristie Bobolis, MD, FNCBC
Sutter Roseville Medical Center

President Elect
Sandhya Pruthi, MD
Mayo Clinic

Vice President
Balazs Imre Bodai, MD, FNCBC
Kaiser Permanente Breast Health Center

Secretary
Teresa Heckel, MBA, FABC, FNCBC
Sarah Cannon

Treasurer
Melissa Hopkins, RN, BA, CN-BN, FNCBC
TVC Breast Center

TRUSTEES AT LARGE

Benjamin Anderson, MD, FACS
University of Washington

Jane Berz, MSN, RN, FNCBC
Breast Center Consultations

Deb Dix, RN, MS
Sutter Roseville Medical Center

Cary Kaufman, MD, FACS, FNCBC
Bellingham Regional Breast Center

Ricki Pollycove, MD, MS, FNCBC
University of California

Jennifer Scalia Wilbur, MS
Woman & Infants Hospital

Atilla Soran, MD, MPH, FACS, FNCBC
Magee-Woman's Hospital of UPMC

Jean Weigert, MD, FACR
Jefferson Radiology

Julia White, MD
The Ohio State University
Stefanie Spielman
Comprehensive Breast Center

Belinda Zaparinuk, RT(M), BS, CBEC, FNCBC
Comprehensive Breast Center Solutions

Immediate Past President
Jennifer Gass, MD, FACS, FNCBC
Women and Infants Hospital

Trustee Emeritus
Barbara Rabinowitz, PhD, MSW, RN, FNCBC
Creative Solutions

Past Presidents Chair
John L. Bell, MD, FACS
University of Tennessee Medical Center

Poster & Abstracts Chair
William Sikov, MD, FACP, FNCBC
Women & Infants Hospital

Executive Director NCBC
Kimberly Bolin, BS, ARDMS, ARRT, RT(R)(M)

29th ANNUAL

NCBC2019

Interdisciplinary Breast Center Conference

March 15-20 • Paris Las Vegas

Earn Up to 34.75 Credits

Table of Contents

The Natosha Lynne Morton Scholarship funded by MagView® ____ 2
Credit Hours ____ 4
Your Invitation ____ 5
Hotel Information ____ 6
Radiology Masters Series ____ 7
2 Day Oncoplastic Course ____ 8 - 9
3 Day Interdisciplinary Conference ____ 10-13
Exhibitor Schedule ____ 11
Post Conference Courses
- NQMBC Best of the Best ____ 13
- Freeman Breast Patient Navigation Course ____ 14
- Navigation ____ 15
- Administrative Leadership ____ 16
- Breast Cancer Genetics; Beyond BRCA ____ 17
- Mammography Positioning Workshop ____ 18

Abstracts and Posters ____ 19
BPNC Certification ____ 20
CBE Certification ____ 21
General Information ____ 22
Pricing Information ____ 23

Oncoplastic Course Highlights

- Lecturers are nationally known breast surgeons showing their insights and experience with oncoplastic techniques.
- Essential techniques that all surgeons can master will be discussed.
- There will be practical labs on both days of the course, allowing in depth hands on experience using the latest Mastotrainers.
- Lecturers will demonstrate their techniques in the lab to be followed by the attendees performing the procedures in a "see one, do one" teaching method.

Course limited to 50 attendees. *See pages 8-9*

Credit Hours

Core Competencies

In alignment with the CME mission of the University of Tennessee School of Medicine, programs are planned in the context of desirable physician attributes and core competencies (six abilities that are central to the practice of medicine): **1.** Patient Care, **2.** Medical Knowledge, **3.** Practice Based Learning, **4**. Interpersonal and Communication Skills, **5.** Professionalism and **6.** Systems Based Practice, as designated by the American Board of Medical Specialties. Core competencies addressed in each of the activity objectives below, this shall serve the best interests of the public and assist in Maintenance of Certification.

Objectives

- Understand the unique and focused role of integrated breast cancer care and importance of coordination of care between the interdisciplinary team (physicians, nurses, navigators, advance level providers, technologist, administrators, genetic counselors etc.) involved in the evaluation and management of patients evaluated at multidisciplinary breast centers
- Ensure that all breast health specialists have the most current information that enables them to provide state-of-the-art care to all of their patients
- Understand how to achieve optimal images on screening and diagnostic exams
- Recognize the pivotal work of Navigators in facilitating patient education, support, confidence, and ongoing resource availability based on individual patient needs.
- Appreciate the importance of the breast leadership team and administrator role to create quality-driven, patient focused breast care programs.
- Understand the role of SNP profiling and familial breast cancer risk
- Appreciate the impact of targeted therapies on cardiovascular health
- Understand the process of hereditary breast cancer risk assessment, genetic testing, and translation of this information into personalized cancer surveillance and risk reduction
- Understand oncoplastic surgical techniques using a hands on teaching method
- Appreciate the role of multigene tumor assays in the management of hormone receptor positive breast cancer
- Appreciate advances in immunotherapy and cancer vaccines for prevention and treatment of breast cancer
- Appreciate advances in neoadjuvant chemotherapy
- Better understand the multitude of issues breast cancer survivors face and focus on what supports can be brought to bear to aid in these matters
- Educate attendees on the intimacy and sexuality related issues that accrue to breast cancers survivors with concrete advise on how to help breast cancer survivors return to the best sexual health possible
- Appreciate the importance of counseling survivors regarding fear of recurrence
- Improving high level diagnostic imaging performance for the imaging expert and imaging team
- Focus on utilization of available imaging modalities to improve cancer detection and increase performance
- Better understanding of next-generation imaging tools and techniques, including artificial intelligence, abbreviated Breast MRI, as well as cancer risk-assessment from an imaging perspective
- Provide tools and methods to improve imaging metrics, image quality and performance, and reducing risks for imaging team and patients
- Appreciate the importance of the breast leadership team & administrators role to create quality driven, patient focused breast care programs

Credit Hours

This activity has been planned and implemented in accordance with the accreditation requirements and policies of the Accreditation Council for Continuing Medical Education through the joint providership of the University of Tennessee College of Medicine and the National Consortium of Breast Centers. The University of Tennessee College of Medicine is accredited by the ACCME to provide continuing medical education for physicians.

AMA: The University of Tennessee College of Medicine designates this live activity for a maximum of 34.75 *AMA PRA Category 1 Credits™*. Physicians should claim only the credit commensurate with the extent of their participation in the activity.

PA's, NP's and Nurses: Physician Assistants, Nurse Practitioners and Nurses may use these credit hours toward certification renewal. This credit is acceptable by the American Academy of Physician Assistants (AAPA), American Nurses Credentialing Association (ANCC) and the American Academy of Nurse Practitioners (AANP).

BRN: Credits are arranged through The California Board of Registered Nursing.

ASRT: Continuing Education Category A credits are being arranged through the American Society of Radiological Technologists (ASRT). Each 30 minutes of contact time is awarded .5 CE credit. Each contact hour is equal to 50 – 60 minutes and is awarded 1 CE credit. This program is relevant to the radiologic sciences profession.

AMA PRA Category 1 Credits™

3/15/19	Radiology Masters Series 7.5
3/15 – 16/19	Essential Oncoplastic Breast Surgery Course 12.75
3/16 – 18/19	General Conference 18.75
3/18-19/19	Mammography Positioning Workshop 8.5
3/18/19	The New NQMBC Defines Quality: Be the "Best of the Best" 2
3/19/19	Navigation See, Say, Do 6.5
3/19/19	Administration Leadership 6.5
3/19/19	Beyond BRCA: New Horizons & Current Controversies in Breast Cancer Genetics 6.5
3/19/19	Harold Freeman Patient Navigation Review Course 6.25
3/19/19	Clinical Breast Examiner Certification 2.75

ACCME
ACCREDITED WITH COMMENDATION

Special Recognition

2018 Impact Award Recipient
Christiane Kuhl, MD

2018 Inspiration Award Recipient
Suzanne Foster

Your Invitation to Attend

Dear Colleagues,

As President, it is my honor to welcome you to our 2019 interdisciplinary conference. The program content has been designed to meet the educational needs of the entire breast team, from breast center administrators to clinical providers of care. This year's program promises to provide up-to-date information from luminaries in breast care, as well as new potentially practice changing information and innovations in breast cancer care, including the New NQMBC program.

Based on the tremendous success of last year's program, the Oncoplastics Breast Surgery course and Radiology Masters Series will again be offered. The post conference on Breast Cancer Genetics should provide a great update for clinicians in the breast center that assess high risk patients, provide genetic counseling, testing or refer patients for these services. The administration, mammography positioning workshop and navigation post conferences also provide in depth educational sessions to address the needs of our attendees.

I would like to thank the program committee, the conference chair, Dr. Sandhya Pruthi, and co-chair, Dr. Khai Tran for their tremendous work in putting together this exciting program.

Come to Las Vegas in 2019. Bring your team!

Warm Regards,
Kristie Bobolis MD
President, NCBC
Medical Director Breast Cancer Program
Sutter Roseville Medical Center
Roseville, CA

NCBC2019
29th Annual Interdisciplinary Breast Center Conference
March 15-20 • Paris Las Vegas

Dear Colleagues,

In my capacity as this year's program chair, I am excited to welcome you to our 2019 annual conference. Our planning committee has organized an incredible program with interdisciplinary presenters who are national and international experts in the field of breast health and cancer care.

The 2019 program features comprehensive educational presentations that meet the needs of all of the attendees and breast center teams including nurse navigators, administrators, genetic counselors, radiological technologists, advanced practice providers, and breast physicians, surgeons, oncologists, pathologists, radiation oncologists, and radiologists.

We have an amazing line up of state- of- the art presentations addressing advances in breast imaging, genomic markers, resilience, survivorship, immunotherapy, genetics, systemic therapy, hormonal therapy and global health. This year we are delighted to bring back the tumor board, radiology master series, oncoplastic course, clinical, imaging, administration, survivorship, quality, sexual health 1st responders and navigator tracks.

The post conferences offer comprehensive educational sessions on quality, administration, navigation, and breast cancer genetics.

The goals in attending the conference are to provide an unforgettable and interactive experience, to learn from the multidisciplinary team of breast health experts, and to enhance your knowledge and resources to take back to your respective practices to provide seamless, well-navigated, interdisciplinary care to patients.

It is always inspiring to come together as a dedicated group of providers with a shared purpose to further our knowledge and improve the patient experience.

It has been an honor and privilege to serve with the NCBC program committee this past year.
Welcome to all new and returning attendees!

Sincerely,

Sandhya Pruthi, MD
NCBC 2019 Program Chair
Professor of Medicine
Consultant, Breast Diagnostic Clinic
Mayo Clinic
Rochester, MN

Photo left to right

Executive Director NCBC
Kimberly Bolin, BS, ARDMS, ARRT, RT(R)(M)

President Elect
Sandhya Pruthi, MD
Mayo Clinic

President
Kristie Bobolis, MD,FNCBC
Sutter Roseville Medical Center

Hotel and Airport Transportation

29th ANNUAL NCBC2019

Interdisciplinary Breast Center Conference

March 15-20 • Paris Las Vegas

Paris™ LAS VEGAS

Hotel Reservations: Paris, Las Vegas Venue For 2019

The NCBC is proud to announce our 29th annual conference at Paris Las Vegas. Experience everything you love about Paris, right in the heart of the Las Vegas Strip. From the moment you walk into the Paris Las Vegas you will understand why this luxury hotel sets the standard for opulent details, impeccable service and lavish Las Vegas accommodations.

Book Your Hotel Today Online

Be sure to book your room for the conference within the NCBC room block to receive our LOW negotiated rates.

Book at https://book.passkey.com/go/SPNCB9

AVOID Hotel Scams - NCBC does not work with any 3rd party booking agencies or conference planners. All of our accommodations are done directly through NCBC and the Paris Las Vegas hotel.

NCBC has block rooms for only $157 per night for a single or double occupancy. For a third person in the room (limit 3 people per room) add $30 to double room rate plus 12% tax per room, per night. With tax, an additional $22.00 resort fee per night, (Resort fee includes daily wireless internet for two devices in guestroom, health club and pool access) the totals are $197.84 for a single or double and $227.84 for a triple. Reservations booked after February 11, 2019, are subject to room availability at the prevailing room rate. Hotel cancellations after February 11, 2019, will be charged first night room charges.

Transportation

Again this year we are partnering with LASxpress airport transportation service and will be offering cost-effective transportation service between McCarran Int'l Airport and your hotel.

Xpress Non-Stop service to **Paris & Bally's Las Vegas** for the **29th Annual Interdisciplinary Breast Center Conference attendees.**

LAS XPRESS®

By utilizing this service, you are eligible for $11 one-way airport transportation service.

Other benefits include:

- Non-Stop Xpress Service Available for $18 per person
- 40+% Saving vs. Taxi Fare
- Immediate Boarding

Attendee Special Offer

29th ANNUAL NCBC2019

Interdisciplinary Breast Center Conference

- Fast and Affordable
- Non-Stop Service Available
- Luxury Service Available
- New Alternative

$11 TO YOUR HOTEL

NCoBC 2019 Schedule at a Glance

Friday March 15

Breakfast Served 6:45 - 7:45 am

Breakfast / Symposia 7:00 - 8:00 am

Pre-Conference Courses

Radiology Masters Series: Beyond Screening Pg. 7

2 Day Oncoplastics Course Pg. 8 - 9

Saturday March 16

Breakfast Served 6:45 - 7:45 am

Breakfast / Symposia	7:00 - 8:00 am
General Conference begins	8:00 am
Keynote	8:15 am
Impact Award & Lecture	10:45 - 11:30 am
Lunch with Exhibitors	11:30 - 1:00 pm
Break Out Groups begin	1:00 pm
Product Showcase	5:15 - 5:30 pm

Sunday March 17

Breakfast Served 6:45 - 7:45 am

Breakfast / Symposia	7:00 - 8 :00 am
General Conference begins	8:00 am
Masters Lecture	8:00 - 8:45 am
Break Out Groups begin	10:30 am
Lunch with Exhibitors	12:10 - 1:30 pm
Oral Poster Presentations and Poster Reception	5:40 - 7:00 pm

Monday March 18

Breakfast Served 6:45 - 7:45 am

Breakfast / Symposia	7:00 - 8:00 am
General Conference begins	8:00 am
Inspiration Award	9:00 - 9:15 am
Lunch with Exhibitors Last opportunity to meet with Exhibitors	12:15 -1:45 pm
Break Out Groups begin	1:45 pm
General Conference concludes	4:45 pm
The New NQMBC program debut Pg. 13	4:45 - 7:30 pm
Mammography Positioning Workshop Pg. 18	6:00 - 8:00 pm

Tuesday March 19

Breakfast Served 6:45 - 7:30 am

Breakfast / Symposia	7:00 - 8:00 am

BPN Certification Test Only Pg. 20

CBE Certification Day 1 Pg. 21

Freeman Breast Patient Nav Course Pg. 14

Navigation: See, Say, Do Pg. 15

Administrative Leadership Pg. 16

Beyond BRCA Pg. 17

Mammography Positioning Workshop Pg. 18

Wednesday March 20

BPN Certification Test Only Pg. 20

CBE Certification Day 2 Pg. 21

Radiology Masters Series

Focusing on Advanced Diagnostics: A Guide to Being Better Breast Imagers

Khai Tran, MD & Jean Weigert, MD

Radiology Master Series "Focus on Advanced Diagnostics" is designed to help attendees fine-tune and improve their problem-solving and diagnostic skillsets. Imaging modality experts within the faculty will discuss the latest advances and approaches in diagnostics. In addition, faculty experts in pathology, surgery, radiation, and medical oncology will focus on important imaging issues from a multidisciplinary approach. The goal is to highlight imaging relevance in the breast care continuum and to help the imaging expert provide the highest quality of care to patients.

Friday, March 15

7:00 - 8:00 am	**Breakfast Symposia - Hologic**
8:00 - 8:30 am	**What are the Goals of Systemic Therapy for Operable or Early Stage Breast Cancer?** Nathalie Johnson, MD
8:30 - 9:00 am	**Current Challenges in Imaging Guidance for Axillary Surgery** Alicia Terando, MD, FACS
9:00 - 9:30 am	**Radiation Therapy for Early Stage Breast Cancer** Ann Pittier, MD
9:30 - 9:45 am	**Break**
9:45 - 10:15 am	**Radiotherapeutic Considerations for Early vs. Locally Advanced Breast Cancer** Ann Pittier, MD
10:15 - 10:45 am	**Surgical Management of Complex Breast Cases: What is Imaging's Role?** Alicia Terando, MD, FACS
10:45 - 11:15 am	**Histological Features of Atypical Hyperplasia, In-Situ Carcinoma & Invasive Carcinoma: Fundamentals of Prognostic Marker Evaluation** Sejal Shah, MD
11:15 - 11:45 am	**Radiogenomics: A Breast Imager's Guide** Cheri Kuzmiak, DO, FACR, FSBI
11:45 - 1:00 pm	**Lunch on Your Own**
1:00 - 1:30 pm	**Management of Asymmetries/Asymmetric Densities** Sandra Brennan, MBBCh, BAO; FRCR
1:30 - 2:00 pm	**Unusual Presentations of DCIS/Invasive Cancer** Deb Ikeda, MD, FACR, FSBI
2:00 - 2:30 pm	**Management of Axillary and Internal Mammary Nodes: An Ultrasound Perspective** A. Thomas Stavros, MD
2:30 - 3:00 pm	**Normal Enhancing Lesions on MRI: Follow or Leave Alone? What NOT to bx!** Christiane Kuhl, MD
3:00 - 3:15 pm	**Break**
3:15 - 3:45 pm	**Post-Neoadjuvant Imaging** Sandra Brennan, MBBCh, BAO; FRCR
3:45 - 4:15 pm	**US of Solid Breast Masses: Should We or Can We Go Beyond Biopsy vs. No Biopsy?** A. Thomas Stavros, MD
4:15 - 4:45 pm	**Imaging Post-Breast Reconstruction, Implants, Autologous Fat Graft Injections, and Fat Necrosis** Deb Ikeda, MD, FACR, FSBI
4:45 - 5:15 pm	**Imaging of Tumor Recurrence: Don't Let Your Guard Down!** Cheri Kuzmiak, DO, FACR, FSBI
5:15 pm	**Radiology Masters Series Ends**

The Essential Oncoplastic Breast Surgery Course

Cary S. Kaufman, MD, FACS and Jennifer Gass, MD, FACS

Join us for the Essential Oncoplastic Breast Surgery Course! Combining authoritative lectures along with direct hands-on lab experience, our nationally known lecturers will demonstrate their insights and experience. Essential oncoplastic techniques that all surgeons can master will be discussed. There will be practical labs on both days of the course, allowing in depth hands-on experience using the latest Mastotrainers. These models allow surgeons to perform each oncoplastic technique with expert supervision. Speakers will demonstrate their technique in the lab to be followed by the attendees performing all the procedures incorporating the "see one/do one" teaching method.

Friday, March 15

7:00 - 8:00 am	**Breakfast Symposia - Hologic**
8:00 - 8:30 am	**Oncoplastic Surgery: Where We are Today** Sadia Khan, DO, FACS & Barbara Rabinowitz, PhD, MSW, RN, FNCBC
8:30 - 9:00 am	**Risk Assessment for Breast Surgeons in the Era of Panel Testing** Mary Freivogel, MS, CGC
9:00 - 9:30 am	**Immediate Partial Breast Reconstruction & 10 Steps to Perfecting Outcomes** Cary S. Kaufman, MD, FACS
9:30 - 9:45 am	**Break**
9:45 - 10:15 am	**Level 1 Oncoplastic Surgery: Round Block Lumpectomy, Benelli Mammoplasty** Barry Rosen, MD
10:15 - 10:45 am	**Oncoplastic Approaches for the Inferior Pole: Patient Selection, V & J Mammoplasty, Inverted T Mammoplasty, IMF Based Lumpectomy with/without 3D Implant** Jennifer Gass, MD, FACS
10:45 - 11:15 am	**Breast Reduction Lumpectomy: Patient Selection, Pre-Operative Planning, Inferior Pedicle, Superior Pedicle Approaches** Gustavo Zucca-Matthes, MD, PhD
11:15 - 11:45 am	**Working as a Team: Understanding Radiation Targeting - Fiducials, Markers, and New Options** William Hall, MD
11:45 - 1:00 pm	**Lunch Sponsored by Kubtec**
1:00 - 1:30 pm	**Oncoplastic Mastectomy: Nipple Sparing Mastectomy, Free Nipple Grafts, Direct to Implant Mastectomy, Sub Pectoral vs Pectoral Implants** Jennifer Gass, MD, FACS
1:30 - 2:00 pm	**Integrating Breast Reduction into Cancer Surgery: Wise Pattern and Other Marking Options** Faculty Panel
2:00 - 2:30 pm	**When Things Don't Go as Expected: Salvaging Oncoplastic Procedures** Gustavo Zucca-Matthes, MD, PhD
2:30 - 3:00 pm	**Thinking Like an Oncoplastic Surgeon: Case Presentations/Individualized Approach/Quadrant by Quadrant/Adjustments Based on Breast Size** Faculty Panel
3:00 - 3:15 pm	**Break**
3:15 - 3:45 pm	**Masto Trainer Lab 3:00 – 5:15 – "See One/Do One" – Introduction & Round Robin Demonstrations**
3:45 - 4:15 pm	**DEMONSTRATION LAB: Round Block & Crescent Procedures** Barry Rosen MD, FACS
4:15 - 4:45 pm	**DEMONSTRATION LAB: Inferior Pole Approaches** Jennifer Gass MD, FACS
4:45 - 5:15 pm	**DEMONSTRATION LAB: Inferior Pedicle Reduction Mammoplasty** Gustavo Zucca-Matthes, MD, PhD
5:15 pm	**Oncoplastic Course Ends For The Day**

Saturday, March 16 (simultaneous with general conference)

7:00 - 8:00 am	**Breakfast Symposia - Pfizer**
8:00 - 8:30 am	**Intraoperative Ultrasound and Specimen Imaging to Achieve Negative Margins** Cary Kaufman, MD, FACS
8:30 - 9:00 am	**Oncoplastic Breast Surgery: Getting Paid for the Complexity of What You Do** Ronda Henry-Tillman MD, FACS
9:00 - 9:30 am	**Integrating All Levels of Oncoplastic Surgery into Your Breast Practice** Chris Glaser MD, FACS
9:30 - 10:00 am	**Break with Vendors**
In General Conference	
10:00 - 10:45 am	**Abbreviated Breast MRI vs. DBT in Women with Dense Breast Tissue: Presentation of ECOG-ACRIN Data** Christiane Kuhl, MD
10:45 - 11:30 am	**Impact Award Lecture – Individualized Treatment – Multigene Tumor Assay – Impact of the Right Drug at the Right Time** Soonmyung Paik, MD
11:30 - 1:00 pm	**Lunch with Exhibitors**
Oncoplastic Hands-On Lab	
1:00 - 3:15 pm	**Masto Trainer Lab 1:00 – 3:15 – "See One/Do One"** – Multiple Oncoplastic Procedures to be Performed in Small Groups Supervised by Nationally Known Expert Faculty, Crescent Mastopexy, Round Block/Benelli Mastopexy, Wise Pattern Reduction Mammoplasty, Inferior Pedicle Reduction
3:15 - 3:45 pm	**Break**
3:45 - 5:15 pm	**Masto Trainer Lab Continues with "See One/Do One"** Multiple Oncoplastic Procedures to be Performed in Small Groups Supervised by Nationally Known Expert Faculty, Inframammary Approach, Reverse T Approaches, Superior Pedicle Reduction Mammoplasty, Vertical Mastopexy, and Others.
5:15 pm	**Product Showcase in General Conference and End of Oncoplastic Conference.** The Main NCoBC Conference Continues the Next Two Days.

29th ANNUAL NCBC2019

Interdisciplinary Breast Center Conference

March 15-20 • Paris Las Vegas

Saturday, March 16 3 Day General Conference Begins!

7:00 - 8:00 am	**Breakfast Symposia - Pfizer**	
8:00 - 8:15 am	**Membership Update & Opening Comments and Logistics** Kristie Bobolis, MD & Sandhya Pruthi, MD	OncoPlastics
8:15 - 9:00 am	**Keynote Speaker - Finding My Life Partner: Celebrating Great Medical Marriages** Melanie Nix, MBA	
9:00 - 9:30 am	**Cardio Oncology: The ABC's of Cardiovascular Health and Breast Cancer** Joerg Herrmann, MD	
9:30 - 10:00 am	**Break with Exhibitors**	
Plenary		Onco joins General for these two lectures
10:00 - 10:45 am	**Abbreviated Breast MRI vs. DBT in Women with Dense Breast Tissue: Presentation of ECOG-ACRIN Data** Christiane Kuhl, MD	
10:45 - 11:30 am	**Impact Award Lecture - Individualized Treatment - Multigene Tumor Assay -Impact of the Right Drug at the Right Time** Soonmyung Paik, MD	
11:30 - 1:00 pm	**Lunch with Exhibitors**	

Break Outs	Imaging (Radiology/RT)	Administration	Multidisciplinary Clinical/Path/RN/Genetics	Navigator	
1:00 - 1:30 pm	Wireless Localization Techniques *Deb Ikeda, MD, FACR, FSBI, FSMR*	Integrating Practice Consistency Across Care Systems Kamadi Camp, MBA & Jane Ridings, MD	Cardio Oncology: New Targeted Therapies and Cardiac Toxicity *Joerg Herrmann, MD*	Geriatric Issues in Breast Cancer and Survivorship *Hyman Muss, MD*	Oncoplastics
1:35 - 2:05 pm	Incorporating High Risk Assessment into Your Imaging Program *Lora Barke, DO*		A Pathologist Perspective on Triple Negative Breast Cancer *Jorge Reis-Filho, MD*	Communicating About Sexual Health for the Breast Center Clinician: What to Ask and How to Ask It *Sharron J. Parish, MD*	
2:10 - 2:40 pm	Implementing ABMRI into Clinical Practice, Challenges, Benefits, Does it Make Sense? *Connie Lehman, MD, PhD*	Resilience in the Workplace: How to Keep Going Every Day! *Drew Ebersol*	Geriatric Breast Cancer-Evolving Treatments and New Strategies *Hyman Muss, MD*	Fertility Options for the Breast Cancer Patient *Anne Katz, PhD, RN*	
2:45 - 3:15 pm	The Boundary Zone *A. Thomas Stavros, MD*		The Role of Multigene Tumor Assays in the Management of ER+ Invasive Breast Cancer. *Soonmyung Paik, MD*	Lymph Surgery: Exciting Advances and Lymph Node Transplant *Nathalie Johnson, MD*	

3:15 - 3:45 pm	**Break with Exhibitors**	
3:45 - 4:15 pm	**Too Little of a Good Thing: Issues Regarding Sexual Desire in Women Treated for Breast Cancer** Sandy Falk, MD	Oncoplastics
4:15 - 5:15 pm	**Tumor Board #1** Susan Boolbol, MD, FACS & Jean Weigert, MD, FACR PANEL: Barbara Rabinowitz, PhD, MSW, RN, FNCBC; William Hall, MD; Beth Overmoyer, MD; John L. Bell, MD, FACS; Crystal Dugger, MBA, RN, BSN; Jennifer Scalia-Wilbur, MS; Jorge Reis Filo, MD; Belinda Zaparinuk, RT(M)(BS), CBEC, FNCBC	
5:15 - 5:30 pm	**Product Showcase**	
5:30 pm	**Conference Ends for the day**	

Sunday, March 17

7:00 - 8:00 am	**Breakfast Symposia - Focal Therapeutics**
8:00 - 8:45 am	**Master's Lecture - Where We Have Been and Where We Are Going with Neoadjuvant Therapy?** Gabriel Hortobagyi, MD, MACP, FACSO
8:45 - 9:15 am	**Immunotherapy/Cancer Vaccines- Preventing & Treating Breast Cancer** Elizabeth Mittendorf, MD, PhD
9:15 - 10:00 am	**Emerging Technologies Series: Artificial Intelligence – Friend or Foe?** Connie Lehman, MD, PhD and Regina Barzilay, MD
10:00 - 10:30 am	**Break with Exhibitors**

Break Outs	Imaging (Radiology/RT)	Survivorship	Multidisciplinary Clinical/Path/RN/Genetics	Navigator 2 Navigator
10:30 - 11:00 am	Completing the 2D to DBT *Lora Barke, DO*	Helping Our Survivors Live with Metastatic Disease *Don Dizon, MD*	Since My Cancer Has Disappeared with Neoadjuvant Chemotherapy- Do I Still Need Surgery? *Henry Kuerer, MD, PhD, FACS*	Navigators Speak Out: Nobody Knows It Better. Case Study Panel Discussion for Navigators, attendee interactive *Melissa Hopkins, RN, BA, CN-BN, FNCBC with, Eleanor Broaddus, RN, CN-BN, SBEC; Debra Wright, RT(M), BA; Cathy Cole, NP, MPH, FNCBC; Courtney Bowen, MS*
11:05 - 11:35 am	Interpretation of Reconstructed 2D Mammographic Images, Pearls and Pitfalls *Stamatia Destounis, MD, FACR, FSBI, FAIUM*	Counseling Survivors Regarding Fear of Recurrence *Mindy Greenstein, PhD, MSKCC*	Who Will Benefit from Extended Endocrine Therapy? *Vered Stearns, MD*	
11:40 - 12:10 pm	Fundamentals of Cryoablation *Robert Ward, MD*	Managing the Obese Patient- Addressing Breast Cancer Treatment and Recurrence *Tara Sanft, MD*	Sitting in the Hot Seat: Prescribing Hormone Therapy in Breast Cancer Patients *Beth DuPree, MD*	

12:10 - 1:30 pm	**Lunch with Exhibitors**

Break Outs	Imaging (Radiology/RT)	Sexual Health 1st Responders	Multidisciplinary Clinical/Path/RN/Genetics	Administration
1:30 - 2:00 pm	Tumor Board #2, Radiology-Pathology Correlation *Khai Tran, MD; Aziza Nassar, MD and Alicia Terando, MD, FACS*	Refresher on the Iatrogenic Impact on Intimacy and Sexuality of Breast Cancer Treatments *Sandy Falk, MD*	Where Do We Stand on Bone Health & Where Are We Going? *Vered Stearns, MD*	Physician/Admin DYADs: Creating Partnerships Between Administration and Physicians for Breast Center Success *Dax Kurbegov, MD, VP of Clinical Programs for HCA/Sarah Cannon & Crystal Dugger, MBA, RN, BSN, Assistant Vice President of Clinical Operations*
2:05 - 2:35 pm		Sex Education for the Breast Cancer Survivor- Who, How, When *Sharron J. Parish, MD*	Looking for New Targets in Microenvironment of the Breast Cancer *Elizabeth Mittendorf, MD, PhD*	
2:40 - 3:10 pm	Imaging of Male Breast *Robert Ward, MD*	Assessing Sexual Health: Introduction to Validated Questionnaires and Their Practical Application in the Clinic *Andrea Bradford, PhD*	Where Does the Promise of Precision Medicine Fit into Metastatic Breast Cancer? *Beth Overmoyer, MD, FACS*	New Standards for NAPBC, Are You Ready? *Dava Gerard, MD, FACS, MPH*

3:10 - 4:00 pm	**Extraordinary Exhibit Event** **Light snacks served**

The vendor exhibits offer a valuable resource to all attendees interested in the latest treatment and technologies.

Exhibitor Schedule

Saturday

Exhibit Floor Opens

Break	9:30 - 10:00 am
Lunch	11:30 - 1:00 pm
Break	3:15 - 3:45 pm
Product Showcase	5:15 - 5:30 pm

Sunday

Exhibit Floor Opens

Break	10:00 - 10:30 am
Lunch	12:10 - 1:30 pm
Special Break	3:10 - 4:00 pm
Poster Reception	5:40 - 7:00 pm

Monday

Exhibit Floor Opens

Break	10:15 am - 10:45 am
Lunch	12:15 pm - 1:45 pm

Sunday, March 17 Continued

Break Outs	Imaging (Radiology/RT)	Sexual Health 1st Responders	Multidisciplinary Clinical/Path/RN/Genetics	Quality/NQMBC
4:00 - 4:30 pm	Screening Performance Indicators: What to Track and How to Affect Positive Change/Improvement *Stamatia Destounis, MD, FACR, FSBI, FAIUM*	What is Sex Therapy Actually...How it Sounds and How it Works *Stephanie Buehler, PsyD, CST-S*	Margin Assessment for Invasive and Non-Invasive Breast Cancer *Aziza Nassar, MD*	4:00 – 4:50 NQMBC Overview – Value of NQMBC, What Is It, What Are the Benefits of Participating, Highlights of Improvements with the NEW NQMBC *Cary S. Kaufman, MD, FACS*
4:35 - 5:05 pm	Equip: Be Prepared, Tools for Staff and Radiologists *Jean Weigert, MD, FACR & Louise Miller, RT(R)(M)*	Resource Finder for the Sexual Health First Responder *Andrea Bradford, PhD*	What Size Radiation Therapy for Breast Conserving Therapy *Jennifer De Los Santos, MD*	4:55 – 5:40 Utilizing NQMBC to Improve Breast Quality *SuperUser's- Nicole Centers, RN, OCN, CB-CN, CB-BN & Beth Lesnikoski, MD*
5:10 - 5:40 pm	Diagnostic Performance Indicators: What to Track and How to Affect Positive Change/Improvement *Stamatia Destounis, MD, FACR, FSBI, FAIUM*	Role Plays Presenting the Way Theory Looks and Sounds in Live Presentations *Anne Katz, PhD, RN, FAAN & Don Dizon, MD*	The Who, What, Why, When of Genetic Testing (who to test and/or retest) *Allison Kurian, MD, MSc*	
5:40 pm	**Conference Ends for the day**			
5:40 - 7:00 pm	**Special Event Poster Reception Appetizers for All Attendees** *Oral Poster Presentations (4)*			

Monday, March 18

7:00 - 8:00 am	**Breakfast Symposia - GE Healthcare**
8:00 - 8:30 am	**Work Life Balance, What Makes You Happy** Henry Kuerer, MD
8:30 - 9:00 am	**Survivorship Care Plans: Why All the Hype and Impact on Breast Cancer?** Lawrence Shulman, MD, FACP, FASCO
9:00 - 9:15 am	**Inspiration Award:** Presented by Cary S. Kaufman, MD, FACS
9:15 - 9:45 am	**AJCC Staging of Breast Cancer** Gabriel Hortobagyi, MD, MACP, FACSO
9:45 - 10:15 am	**Disparities in Breast Cancer Care** Felicia Knaul, MD
10:15 - 10:45 am	**Break with Exhibitors**
10:45 - 11:15 am	**Global Partnership for Cancer Care Delivery: The Butaro Cancer Center in Rwanda** Lawrence Shulman, MD, FACP, FASCO
11:15 - 11:45 am	**Digital Story Telling – Getting the Right Message to the Right People at the Right Time** Gabrielle Hannafan
11:45 - 12:15 pm	**When Is It Safe to De-Escalate Systemic Therapy for Women with Early Stage Breast Cancer?** Beth Overmoyer, MD
12:15 - 1:45 pm	**Lunch with Exhibitors** (This is the last last time with Exhibitors)

Monday, March 18 Continued

Break Outs	Global Breast Care	Multidisciplinary Clinical/Path/RN/Genetics	Imaging
1:45 - 2:15 pm	**1:45 – 2:00 pm** The Role of CBE Internationally *Belinda Zaparinuk, RT(M)(BS), CBEC, FNCBC* **2:00-2:15 pm** Where in the World is Navigation? *Melissa Hopkins, RN, BA, CN-BN, FNCBC*	Familial Breast Cancer Risk Assessment with SNP Profiling: Is This Ready for Prime Time *Jeffrey Weitzel, MD*	**1:45 – 2:45 pm** Reducing Malpractice Risk and Liability, A Common-Sense Approach. A Legal Perspective *R. James Brenner, MD, JD*
2:20 - 2:50 pm	**2:15-2:45 pm** ASCO Global Oncology Task Force *Gabriel Hortobagyi, MD, MACP, FACSO*	Challenging Cases: Less Common High-Risk Hereditary Mutations *Fergus Couch, PhD*	**2:55 – 3:25 pm** Recruitment and Retention of Radiologists and Technologists, Ensuring Long-Term Success *Stamatia Destounis, MD, FACR, FSBI, FAIUM & Louise Miller, RT(R)(M)*
2:55 - 3:25 pm	**2:45-3:25 pm** Panel Discussion with Speakers from Global Breast Care	Home Consumer Genetic Testing- Pros and Cons *Holly Pederson, MD*	
3:25 - 3:45 pm	**Break**		
3:45 - 4:15 pm	**Etiology & Management of Fatigue & Related Symptoms Across the Cancer Trajectory** Tara Sanft, MD		
4:15 - 4:45 pm	**Life Style Modification and Breast Cancer Risk Reduction** Beth Dupree, MD, FACS		
4:45 pm	**Conference Ends**		

Quality is Excellence.
NQMBC
National Quality Measures for Breast Centers™

Review of the long anticipated release of NQMBC ver. 2.0

Please RSVP

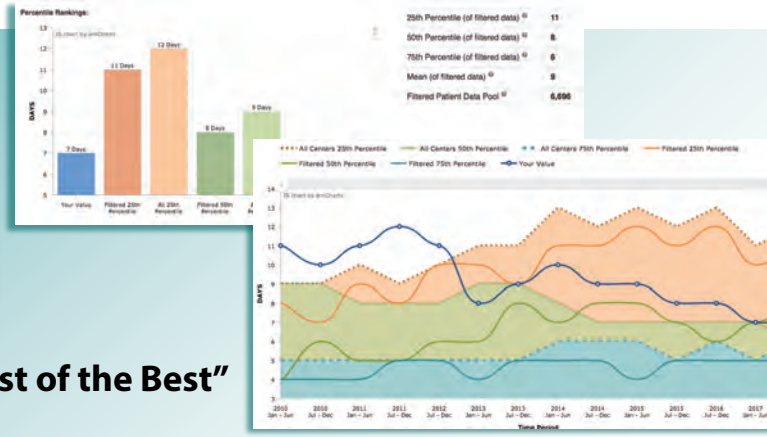

The New NQMBC Defines Quality: Be the "Best of the Best"

Monday Evening, March 18

4:45 - 5:15 pm	**Welcome Reception with Wine & Cheese**
5:15 - 5:50 pm	**NQMBC Overview – What it is TODAY** Cary S. Kaufman, MD, FACS
5:50 - 6:05 pm	**Quality Assessment in Breast Centers: What is it, What Are the Benefits of Participating in Quality Programs, Highlights of Improvements Achievable with Quality Participation.** Teresa Heckel, MBA, FABC, FNCBC and Barry Rosen, MD
6:05 - 6:30 pm	**Introducing the NEW NQMBC with A Live Demo of Features and Functionality** Kimberly Bolin, RT, NCBC Executive Director; Third Wave Digital; Cary S. Kaufman, MD, FACS
6:30 - 6:50 pm	**Super-User of "Old" NQMBC & Comments How She Used the "Old" Version & How the "New" Version Will Help Her** Super-user Penne Perry, RHIT, CTR
6:50 - 7:20 pm	**NAPBC Program & Overall Structure and Synergy with NQMBC** Colette Salm-Schmid, MD
7:20 - 7:30 pm	**NEXT STEPS for Those Interested in NQMBC or NAPBC.** Kimberly Bolin, RT, Executive Director NCBC and Teresa Heckel, MBA, FABC, FNCBC
7:30 pm	**Quality Ends**

Navigation Review Course

Dr. Harold Freeman Patient Navigation Institute Navigation Review Course

Harold P. Freeman, MD and Courtney Bowen, MS

Healthcare professionals and advocates including but not limited to nurses, radiology technologists, other licensed providers and non-licensed navigators will be presented with the most current information on navigation of breast patients across all phases of the healthcare continuum including outreach, screening, diagnosis, treatment and survivorship. The curriculum will include various modules of navigation which will familiarize participants with the skill sets required to navigate breast patients through various phases of the health care continuum.

Tuesday, March 19

7:00 - 7:45 am	**Breakfast Symposia - Myriad**
8:00 - 9:30 am	**Overview and Historical Prospective of Patient Navigation**
9:30 - 9:45 am	**Break**
9:45 - 11:15 am	**Clinical Navigation (Screening, Diagnosis, and Treatment) Nurses Prospective**
11:15 - 12:30 pm	**Lunch on your own**
12:30 - 2:00 pm	**Lay Navigation (Advocate)/ (Outreach, Screening and Communication)-Developing a Navigation Program**
2:00 - 2:15 pm	**Break**
2:15 - 3:15 pm	**Test Review: Case Studies**
3:15 - 4:00 pm	**Learning Objectives Review**
4:00 pm	**Questions and Answers**

Exhibitors (as of print date)

- Amoena
- Bard Biopsy
- Beekley Medical
- CancerIQ
- EduCare
- Faxitron Bioptics
- Focal Therapeutics
- Fujifilm Medical Systems USA, Inc
- GE Healthcare.
- Genentech
- Hitachi Healthcare
- Hologic
- Insight Healthcare Information Systems
- MagView Healthcare Information Solutions
- Mammography Educators
- MRS Systems, Inc.
- Myriad Genetic Laboratories, Inc.
- PDC Healthcare
- Planmed Inc.
- Progeny Genetics
- Ready for Recovery Cancer Treatment Planners
- Sharsheret
- Siemens Healthineers
- Summit BodyWorks - Specialty Vehicles
- Supersonic Imagine
- Suremark Company
- Volpara Solutions

See Exhibitor Schedule on pg 11

Navigation: See, Say, Do

Melissa Hopkins, RN, CN-BN; Eleanor Broaddus, RN, CN-BN, SBEC; Nathalie Johnson, MD; Jennifer Scalia-Wilbur, MS; Atilla Soran, MD, MPH, FACS, FNCBC and Cathy Cole, NP, CBEC, FNCBC

Mindful of the myriad of ways to learn, the Navigator's post conference will instruct navigational methods using the three main levels of didactic learning through SEEing the presentation; SAYing by means of interactive dialog and discussion; and DOing by use of critical thinking with hands on experiences. Each presentation is allowed a full 45 minutes to accommodate the addition of practice, personal interaction, and case studies for critically thought out reviews.

We recognize that Navigators are pivotal to their patients' managing the depth and breadth of new information to which they will be exposed, and which will impact them going forward. This special Navigation post conference is planned to bring navigators the most updated SURGICAL, RADIATION, IMAGING, LYMPHEDEMA, GENETICS, BREAST EXAM knowledge with which to educate and empower their patients as they live through the breast treatment trajectory.

Tuesday, March 19

7:00 - 7:45 am	**Breakfast Symposia - Myriad**
8:00 - 8:45 am	**Breast Surgery: Learn Options, Guidelines and View a Mock Surgery** John L. Bell, MD, FACS
8:45 - 9:30 am	**Talking to Patients About the Best Radiation Method for Treatment** Julia White, MD
9:30 - 9:45 am	**Break**
9:45 - 10:30 am	**Genetic Workshop: What's in a Gene? Navigators on the Front Line** Mary Freivogel, MS, CGC
10:30 - 11:15 am	**Lymphedema: Specifics & Practical Applications for the Pre-Surgical Navigator** Attila Soran, MD, MPH, FACS, FNCBC
11:15 - 12:30 pm	**Lunch on Your Own**
12:30 - 1:30 pm	**Pathology: Under the Scope: Challenge Your Inner Micro-Detective!** Martiza Martel, MD
1:30 - 2:30 pm	**Comprehensive Breast Exam (CBE) Introductory for the Navigator** Cathy Cole, NP, CBEC, FNCBC
2:30 - 2:45 pm	**Break**
2:45 - 3:15 pm	**Breast Imaging (Mammography, US, MRI): What You and Your Patients Need to Know** Louise Miller, RT(R)(M)
3:15 - 4:15 pm	**Self-Support in the Midst of CANCER: CANCER Everywhere** Drew Ebersole
4:15 pm	**Post- Conference Ends**

Administrative Leadership - Strengthening Your Program for Exemplary Outcomes

Deborah Dix, MS, RN; Jane Berz, RN, MSN, FNCBC; Barbara Rabinowitz. PhD, MSW, RN, FNCBC; Crystal Dugger, MBA, RN, BSN; Lisa Allison, BSN, RN, MSN, OCN, ONN-CG(T)

Developing a successful comprehensive breast program requires the ability to build, integrate, sustain, and innovate, all while maintaining healthy financial outcomes in a competitive environment. This workshop will provide much-needed tools and resources for breast center administrators to create quality-driven, patient-focused breast programs across the healthcare system. Development of the breast leadership team is essential and will also be a focus throughout this administrative workshop.

Tuesday, March 19

7:00 - 7:45 am	**Breakfast Symposia - Myriad**
Financial Tutorial: The Business Side that Supports the Clinical Passion	
8:00 - 9:30 am	**Demystifying Your Operations Team's Journey from Pro-Formas to Business Intelligence Reporting.** Gary Hubschman Chief Financial Officer, Sutter Health
9:30 - 9:45 am	**Break**
Potpourri: What Keeps Me Up At 3AM	
9:45 - 10:15 am	**Challenging NAPBC Standards, Best Practices Around the Country** Dava Gerard, MD
10:15 - 10:45 am	**Building Psychosocial Resources into Your Breast Center** Mindy Greenstein, PhD, MSKCC
10:45 - 11:15 am	**Convergence of Your Brand and the Patient Experience** Gabrielle Hanafan, VP of Marketing from Sarah Cannon Health System
11:15 - 12:30 pm	**Lunch on Your Own**
Quality and Practice Synergism	
12:30 - 1:00 pm	**The Journey to Becoming a Center of Excellence** Kamadi Camp, MBA, PMP
1:00 - 1:30 pm	**Engaging Affiliated Physicians: Utilizing Pathways and Outcomes Data** Dax Kurbegov, MD, VP of Clinical Programs for HCA/Sarah Cannon
1:30 - 2:00 pm	**Demonstrating Value in a Navigation Program** Crystal Dugger, MBA, RN, BSN
2:00 - 2:30 pm	**Integrating Academic and Community-Based Programs** Jane Ridings, MD
2:30 - 2:45 pm	**Break**
The High Risk Program: A Key Service for the Breast Center	
2:45 - 3:15 pm	**Developing the High Risk Women's Program** Teresa Heckel, MBA, FABC, FNCBC
3:15 - 3:45 pm	**The High Risk Clinic: Partnering with Patients and the PCP Community** Meredith McKee, MSN, FNP-c
3:45 - 4:15 pm	**The High Risk Clinic Q & A: Ask the Experts** Teresa Heckel, MBA, FABC, FNCBC & Meredith McKee, MSN, FNP-c
4:15 - 4:30 pm	**Evaluation and Closure**
4:30 pm	**Post- Conference Ends**

29th ANNUAL NCBC2019
Interdisciplinary Breast Center Conference
March 15-20 • Paris Las Vegas

Beyond BRCA: New Horizons & Current Controversies in Breast Cancer Genetics

Jennifer Scalia Wilbur, MS & Holly Pederson, MD

Groundbreaking advances in cancer genetics over the last few years have revolutionized how we think about breast and other cancers. This course will lead attendees through a comprehensive review of the process of hereditary breast cancer risk assessment, genetic testing, and the translation of this information into personalized cancer surveillance and risk reduction. Focus will be placed on incorporating the latest data into your high-risk clinic including a review of updated familial risk prediction models; incorporating SNPs and the challenges surrounding multigene panel testing as it applies to risk management and interpretation. The course is applicable to a wide range of healthcare practitioners including nurses/nurse navigators, gynecologists, oncologists, surgeons, genetic counselors, primary care providers and social workers.

Tuesday, March 19

7:00 - 7:45 am	**Breakfast Symposia - Myriad**
8:00 - 8:30 am	**Cancer Genetics, Basic Principles** Jessica Laprise, MS, CGC
8:30 - 9:00 am	**Cancer Risks Associated with Novel Gene Mutations** Kevin Hughes, MD
9:00 - 9:30 am	**Selecting the Appropriate Genetic Test: Is Bigger Better?** Allison Kurian, MD, MSc
9:30 - 9:45 am	**Break**
9:45 - 10:15 am	**Risk Models: Estimating Cancer Risk for Both the Gene Positive and Negative Patient** Kevin Hughes, MD
10:15 - 11:15 am	**SNPs and Breast Cancer Risk Assessment – Is SNP Profiling in Combination with Tyrer Cuzick Scores Ready for 'Prime Time' Clinical Care?** Fergus J. Couch, PhD
11:15 - 12:30 pm	**Lunch on Your Own**
12:30 - 1:00 pm	**A Debate: Genetic Testing for the General Population - Has the Time Come?** Jeffrey Weitzel, MD vs. Allison Kurian, MD, MSc
1:00 - 1:30 pm	**Managing the Complexities of Variants of Uncertain Significance** Jennifer Scalia Wilbur, MS
1:30 - 2:00 pm	**Management of the Mutation Positive High/Moderate Risk Patient** Jeffrey Weitzel, MD
2:00 - 2:30 pm	**Management of the Mutation Negative High-Risk Patient** Holly Pederson, MD
2:30 - 2:45 pm	**Break**
2:45 - 3:15 pm	**Organizing a High-Risk Clinic** Jessica Laprise, MS, CGC
3:15 - 3:45 pm	**Submit Your Own Cases for Expert Review** Jeffrey Weitzel, MD; Kevin Hughes, MD; Fergus J. Couch, PhD; Karen Hurley, PhD; Jessica Laprise, MS, CGC; Allison Kurian, MD, MSc
3:45 - 4:15 pm	**Understanding the Psychosocial Aspect of Cancer Risk Assessment** Karen Hurley, PhD
4:15 pm	**Post- Conference Ends**

Mammography Positioning Workshop: Challenging Patients, Challenging Situations

Louise Miller, RT(R)(M), FNCBC

This workshop will help you learn how to achieve optimal images on screening and diagnostic exams with the majority of our patients. It will help you learn to solve the most common positioning problems. No IMF? Short PNL on the CC? Excessive skin and fat folds? We can help! Emphasis will also be on achieving the best images possible on challenging patients and in difficult situations. Patients in wheelchairs, extremely large or small breasts, implants, the elderly and infirm, difficult body habitus? We can't help you get perfect images on these patients, but we CAN help you by sharing the tips and tricks that will make a difference.

Monday Evening, March 18

6:00 - 7:00 pm	**Upright Stereotactic Procedures: Tips and Tricks** Dawn Derenburger, RT(R)(M), ARRT
7:00 - 8:00 pm	**Whole Breast Ultrasound: Theory and Practice** Belinda Zaparinuk, RT(M)(BS), CBEC, FNCBC

Tuesday, March 19

7:00 - 7:45 am	**Breakfast Symposia - Myriad**
8:00 - 8:50 am	**Problem Solving the CC and MLO** Sarah Jacobs, RT (R)(M)
8:50 - 9:40 am	**Challenging Patients, Challenging Situations** Robyn Hadley, RT (R)(M)
9:40 - 10:00 am	**Break**
10:00 - 11:15 am	**Positioning Solutions for Challenging Patients** Dawn Derenburger, RT(R)(M), ARRT
11:15 - 12:05 pm	**Imaging of the Surgically Altered Breast: Implants and Beyond** Terry Lehmann, BS, RT (R)(M) ARRT
12:05 - 1:00 pm	**Lunch**
1:00 - 2:00 pm	**Challenging Situations: Creating the Positive Mammography Experience** Louise Miller, RT(R)(M), ARRT , FNCBC
2:00 - 4:00 pm	**Hands on Positioning Workshop** Sarah Jacobs, BS, RT,(R)(M)(CT); Dawn Derenburger, RT(R)(M), ARRT, Robyn Hadley, RT(R)(M); Terry Lehmann, BS, RT (R)(M
4:00 pm	**Post- Conference Ends**

SAVE THE DATE APRIL 03-08, 2020
30th ANNUAL NCBC2020
Interdisciplinary Breast Center Conference
At the all New Caesars Forum Venue

29th ANNUAL

NCBC2019

Interdisciplinary Breast Center Conference

March 15-20 • Paris Las Vegas

NCBC invites you and your breast center team to submit an abstract/poster.

YOUR INVITATION

You and your breast center team are invited to submit an abstract to the NCoBC's 29th Annual Interdisciplinary Breast Center Conference, being held at the Paris Las Vegas in Las Vegas, Nevada, March 15-20, 2019. The abstract/poster program provides a great opportunity to share your research and experience with other breast health care professionals. The goals of this session are to facilitate communication between breast care centers, to disseminate knowledge that may be useful to our members and their patients, and to give recognition to outstanding submissions.

TO PARTICIPATE

To participate, email your abstract and the **Abstract Application*** to the NCBC office at NCBCabstracts@breastcare.org by the **due date, December 22, 2018; late submissions will not be accepted.** Faxed abstracts will not be accepted. Submission(s) will be peer reviewed and the abstract author(s) notified of acceptance for poster display at the 2019 Conference by the end of January 2019. The NCoBC will host a special Poster Reception at the end of the conference day on Sunday, March 17, 2019.

NCBC will invite the authors of one abstract submitted in each of the three major categories, as well as up to four abstracts submitted by trainees (fellows, residents, students and other trainees), one of which will be designated the **Fellow/Resident/Student Award-winning abstract**, to briefly present their abstracts during the Oral Abstract Presentations at the Poster Reception. Category oral abstract presenters will be awarded a monetary gift of $100. The Fellow/Resident/Student Award* recipient will receive a monetary gift of $200 and complimentary registration to the conference.

*The Abstract Application and Guidelines for the Fellow/Resident/Student Award can be found at
https://www2.breastcare.org/abstracts/

Special Recognition 2018 Poster/Abstract Award Winners

Category I - Impact of a Dedicated Quality Data Analyst within The Rebecca Fortney Breast Center for Excellence
Kip Waite, BA; Rubie Sue Jackson, MD, MPH; Wen Liang, DO; Robert Buras, MD; Lorraine Tafra, MD

Category II - Examination of Two Implementation Models to Improve Genetic Cancer Risk Assessment
Tenille Oderwald; Michele Settelmyer; Haibo Lu; Nikki Willenborg; Danette Doubet; Mindy Thompson; Lindsay Vlaminck; Vicki Shanklin; Cindy Martin

Category III - A Multi-Center Trial of Intra-Operative Electronic Brachytherapy During Breast Conservation Surgery for Early Stage Breast Cancer: Early Results of Unplanned Boost Participants
A. M. Nisar Syed, MD

Fellow Winner - Tomosynthesis in Initial Surveillance Imaging After Breast Conservation Therapy
Arsalan Salamat; Jeffery M Sutton; Emilia J Diego; Priscilla F McAuliffe; Jennifer G Steiman; Donald Keenan; Ronald R Johnson; Atilla Soran

Tuesday or Wednesday March 19 - 20

Breast Patient Navigator Certification

The Breast Patient Navigator Certification developed to set standards of achievement for the professional's role, enhance patient safety, improve the quality of care and delivery of services, and recognize professionals who advance beyond basic knowledge in a field of specialty. The Breast Patient Navigator Certification validates the medical professional's knowledge and performance standards through testing. Certification reflects an individual's achievement beyond licensure requirements and a basic level of knowledge. It exhibits dedication to validating a specific set of skills to provide enhanced care and services for patients and clients through advanced competency.
Criteria for the application to test are listed below. The NCBC Breast Patient Navigation Certification Program proudly offers six types of Breast Patient Navigator Certifications: The Certified Navigator – Breast in Imaging, Management, Advocate, Clinical, Provider, or Nurse.

CERTIFIED NAVIGATORS – BREAST (+ individual designation based on licensure)
CN-BI = Diagnostic Imaging/Treatment Techs (All technologists from diagnostics to treatments)
CN-BM = Management/Social Worker (All social workers and managers of navigators)
CN-BA = Advocate (All volunteers/lay navigators)
CN-BC = Clinical (All certified medical assistants, technologists, licensed practical/vocational nurses)
CN-BP = Provider (All breast care diagnosticians, nurse practitioners, physicians, physician assts, breast care PhDs)
CN-BN = RN (All registered nurses from breast care, diagnostic imaging, treatment, survivorship, genetics)

Certification Eligibility Requirements: The applicant must:

- Be a licensed medical professional and hold a valid medical license as a physician, nurse, physician assistant, social worker, radiologic technologist, radiology practitioner assistant, social worker, or advanced practice nurse OR
- Be master level prepared in a health related field; OR
- Be a lay or volunteer navigator and have taken an approved patient navigation course; AND
- Navigate breast patients for at least 25% of the applicants job responsibility OR
- Have supervision of breast patient navigators; and
- Provide proof of valid license or certification (not required for those taking the Advocate examination); and
- Pay the certification fee of $295 registration for current NCBC members (Current membership is required to maintain certification)
- Have current NCBC membership

Certification Eligibility Recommendation but not a Requirement:

- The applicant applying for certification should have at least two years' experience of navigating breast patients. This recommendation is based upon the review of the experience levels of those sitting for the exam and their passing or not passing the examination.

As soon as a person successfully enrolls for the program, an informational binder is emailed within 7 working days. The binder does not contain all the material the applicant should review to prepare for the examinations. To prepare for the examinations the applicant should refresh him/herself on information received during their medical professional training. The binder contains a list of resources from which questions/answers were validated.

A passing score is of 80% or better is required to become certified. If an individual does not pass the examination, he/she may sit for the examination again during the next 12 months with no additional fee.

Navigator testing is available Tuesday or Wednesday at these times:

9:00 am	**Registration Begins**
9:30 am	**Tests Begin**
12:30 pm	**Testing Ends**

Core Committee Members:

Imaging: Andrew Newman, MS(M), RT(T), CN-BI
Management: Julie Schisler, LPN, BS, CN-BC
Advocate: Becky Olson, BA, CN-BA
Clinical: Melissa Hopkins, RN, BA, CN-BN, FNCBC
Provider: Cathy Cole, NP, MPH, CN-BP, FNCBC
Nurse: Colleen Sullivan-Moore, RN, CNN, CN-BN
Community Liaison: Linda Kramer, BS
Chair: Melissa Hopkins, RN, BA, CN-BN, FNCBC
Medical Advisor: Dr. John L. Bell, MD, FACS
Medical Advisor: Dr. Tina Rizack, MD, MPH
Staff: Christine Anderson

Certified Breast Examiner

Chair: Belinda Zaparinuk, RT(M)(BS), CBEC, FNCBC; Cathy Cole, NP, CBEC, FNCBC; Tracey Gomez, MSN, MP, DNP, CBEC, AOCNP; Debora Wright, RT(M), CBEC; Vicki Koceja, RN-BC, OCN, MBA, FAAMA, PhD; Eleanor Broaddus, RN, CN-BN, SBEC; Stacy Fisher-Biller, RN, CBEC

The purpose is to assure the public that the certified licensed breast health care provider has completed the NCBC CBE® program and has met minimum knowledge and performance standards by recognizing the individual who has met these standards. Candidates who pass the CBEC® may use the mark CBEC® to verify they have met all eligibility and testing requirements.

This one-and-a-half-day program is designed to utilize Clinical Breast Examination Skills to accomplish a CBE's Paramount Objective, the detection of any palpable breast mass, as another early detection tool to ultimately reduce breast cancer deaths. This is accomplished through a didactic review of Core Breast Knowledge, BSE Technique, Breast Oriented History, Breast Imaging, Diagnostic Procedures with Breast Pathology, Follow-up Recommendations and Risk Management. The didactic component of the program is followed by a full half day of demonstration and practicum on performing a Clinical Breast Examination. Patient models, students and instructors will interface in live scenarios to experience issues and challenges in performing clinical breast exams. This is a validation and certification program of the individual's current skills, and not designed to teach an individual who has not performed Clinical Breast Examinations.

Each student will receive resource materials that outline the major concepts that will be highlighted during the program and information that will be on the testing units. Also included in the resource materials are supplemental reading materials as well as a vocabulary list to assist in the understanding of program material. All test information is included in the resource material. Following Clinical Breast Examination performance review, students will be evaluated on their core knowledge, ability to perform a Clinical Breast Examination with a mock patient situation setting and their tactile skills regarding lump detection. A score of 85% or better must be achieved on the didactic written exam, the performance observation exam and tactile testing in order to pass the program and receive certification.

This program is available to licensed healthcare professionals (physicians, physician assistants, nurse practitioners, registered nurses and radiologic technologists). It is mandatory that individuals be actively performing clinical breast examinations as part of their ongoing job responsibilities. Although this program will provide core knowledge and review performance and tactile skills, this CBE Certification Program is not designed as an entry level or introductory course for practitioners interested in learning basic CBE skills.
This CBE Certification Program is designed for practitioners seeking CBE Certification as validation of their mastery of the breast health knowledge and CBE skills.

Tuesday, March 19

7:00 - 7:45 am	**Breakfast Symposia - Myriad**
8:00 - 8:10 am	**Welcome and Introduction**
8:10 - 8:45 am	**Components of Breast Self-Examination**
8:45 - 9:30 am	**Components of Clinical Breast Examination** A. Report that Core Knowledge is interfaced in CBE Demonstration B. Review the Components of a Clinical Breast Examination C. Report that CBE Components will have relevance shown in Clinical Breast Examination Demonstrations
9:30 - 9:45 am	**Break**
9:45 - 10:00 am	**BSE Performance - Demonstration**
10:00 - 11:15 am	**CBE Performance - Demonstration** A. Patient History B. Physical Examination C. Assessment D. Plan of Care - within your scope of practice E. Questions and Answers
11:15 - 12:30 pm	**Lunch On Your Own**
12:30 - 1:00 pm	**Case Study on your own or with peers during practice time** **Course Examinations and Scoring Discussion**
1:00 - 2:30 pm	**CBE/Tactile Student Practice**
2:30 - 2:45 pm	**Break**
2:45 - 4:45 pm	**CBE/Tactile Student Practice**

Wednesday, March 20

7:30 - 8:30 am	**Core Knowledge Test**
8:35 - 1:00 pm	**Performance and Tactile Testing According to Test Schedule**

General Information

Meals: The registration fee includes complimentary breakfast symposia, lunches, breaks and receptions, Saturday through Monday. Each registrant will be provided a package of meal tickets with their registration materials. If a meal ticket is lost a replacement may be purchased at $75 per meal function. Exhibitors should reference their exhibitor package for ticket details. Family or friends that would like to attend breakfast or lunch may do so at the above rate. We work very diligently to provide each meal to have a variety of choices to meet all special needs in food. If you require specific meal needs please refer to Paris restaurants for your additional options.

Breakfast Symposia: Enjoy breakfast each morning (Friday – Tuesday) while learning about new and upcoming products from outstanding companies. See the Symposia schedule below

Our Extraordinary Exhibit Event: Provides you with a special Vendor Showcase on Saturday at 5:15 – 5:30 pm. On Sunday during the afternoon break we will serve light snacks while you enjoy additional time with the exhibitors.

Poster Reception: This event is designed to allow guests to view all posters on display and interact with the authors and presenters. The four poster winners will present their poster orally during this Poster Reception on Sunday evening. We hope conference guests use this time to learn about ground-breaking new programs, treatments and techniques being implements by breast health facilities worldwide while enjoying the special poster reception with appetizers for all attendees.

Exhibit Hall: An array of specialized technology, equipment, products, and services will be on display for breast centers, group practices, and practitioners of breast health care. Exhibits will be open during non–lecture times (breaks, meals and receptions). Visit the NCBC website www.breastcare.org to view a list of all exhibitors to date.

Recommended Dress: Business casual. Temperatures in meeting rooms and personal comforts vary greatly. As meeting rooms usually seem cold, please bring a sweater or jacket to compensate.

Registration Materials: The conference app will be available for download by registered attendees on March 8, 2019. On our app you will be able to review presentations that have been submitted, logistic information, exhibitor and sponsor listings and other pertinent information.

Disability Statement: If you have a disability, please contact the NCBC office by January 24, 2019 to notify the staff of any special needs to help us better serve you.

Consent to Use Photographic Images: Registration and attendance at, or participation in, NCoBC meetings and other activities constitutes an agreement by the registrant to NCBC's use and distribution (both now and in the future) of the registrant or attendee's image.

Evening Networking: For individuals attending the conference alone or wanting to meet peers from around the country. The Evening Networking Program has been very successful. If you are attending the conference without your coworkers, friends or significant other and would like to experience what Vegas has to offer, but not alone, this is the group to join! Julie Susi from Mercy Hospital in Portland, Maine and Ann Livingston from Sinai Grace Hospital Mammography Center in Detroit, Michigan, will bring together conference attendees who will be attending by themselves and want to meet peers from around the country. Julie plans to organize individuals into small networking groups to enjoy Vegas in the evenings after the day-long conference. If you are attending the conference alone and would like to network with a group of fellow peers contact Julie Susi at susij@emhs.org and let her know your arrival date and time. You will be invited to a meeting to organize and break off into groups according to interests, i.e. dancing, exercise, dinner, shows, gambling, shopping, etc. It's a sure way to network and have lots of fun!

Breakfast Symposia Schedule

Day	Breakfast Served	Presentation	Company
Friday March 15	6:45 – 7:45 am	7:00 - 8:00 am	**Hologic**
Saturday March 16	6:45 – 7:45 am	7:00 - 8:00 am	**Pfizer**
Sunday March 17	6:45 – 7:45 am	7:00 - 8:00 am	**Focal Therapeutics**
Monday March 18	6:45 – 7:45 am	7:00 - 8:00 am	**GE Healthcare**
Tuesday March 19	6:45 – 7:30 am	7:00 - 7:45 am	**Myriad**

Pricing Information

29th ANNUAL

NCBC2019

Interdisciplinary Breast Center Conference

March 15-20 • Paris Las Vegas

Register by Feb 1st to get Early Bird Rates!

3 DAY GENERAL CONFERENCE REGISTRATION
(Saturday, March 16 - Monday, March 18)

Fees include Breakfast & Lunch (Sat - Mon) Receptions, Online Syllabus, Credits

NCBC Members	Early Bird Thru February 1	Standard After February 2
Member Non-Physicians	$575	$675
Member Physicians	$775	$875
Member Resident / Fellow	$430	$530
Non-Members		
Non-Member Non-Physicians	$775	$875
Non-Member Physicians	$975	$1075
Non-Member Resident/Fellow	$630	$730
Non-Exhibiting Corporations	$2000	$2100

2-DAY Oncoplastics Course (Includes 3 day general conference admission)
(Friday, March 15 - Saturday, March 16)

Member Physicians	$1850	$1950
Non-Member Physicians	$2050	$2150

Limited to first 50 registrants

Full Day PRE-CONFERENCE Course (Friday March 15)
Fee includes Breakfast, Online Syllabus, CME's

	Add to 3 Day Conference Registration	ONLY Pre Conference
Radiology Master Series	$155	$399

DISCOUNT FOR FACILITY MEMBERS RULES

1. Discount applies to 3 Day Conference registration fee for up to five (5) registrants from the same facility. Not applicable towards Pre or Post-conference workshops.
2. Receive 10% Discount off Registration for up to 5 members.
3. The primary facility member is required to contact the NCBC office by noon eastern time on January 12, 2019 to receive the code. Contact the registration office at 574-401-8113.
4. Each registrant must submit their own individual registration by January 30, 2019. Discount code must be included with registration in order to receive the discount.
5. Rates for the 3 Day Conference are linked to each individual's membership standing with NCBC.
6. Whether paying online or by check, discount code must be used by January 30, 2019. Check payments must be postmarked February 14th, 2019 .
7. Refunds cannot be given if registration is submitted without discount code

POST CONFERENCE COURSES

Fee includes: Online Syllabus, Credits, Breakfast	Add to 3 Day Conference Registration	ONLY Post Course
Dr. Harold Freeman Patient Navigation Institute Navigation Review Course (Tuesday, March 19)	$399	$499
Beyond BRCA: New Horizons & Current Controversies in Breast Cancer Genetics (Tuesday, March 19)	$299	$399
Administrative Leadership: Strengthening Your Program for Exemplary Outcomes (Tuesday, March 19)	$299	$399
Navigation: See, Say, Do (Tuesday, March 19)	$299	$399
Mammography Positioning Workshop: Challenging Patients, Challenging Situations (Tuesday, March 19)	$299	$399
The New NQMBC Defines Quality: Be the "Best of the Best" (Monday Evening, March 18) *Free Admission to NCBC Facility Members RSVP	$155	$155

CERTIFICATION PROGRAMS

Clinical Breast Examiner Certification 2 Day Program
(Tuesday March 19 - Wednesday March 20)

Limited to the first 28 registrants $895

Breast Patient Navigator Certification Testing (CN-B*)

Study material will be emailed to you within seven business days.

$295 Tuesday, March, 19th $295 Wednesday, March, 20th

1 yr. Complimentary NCBC Membership included.
Visit BPNC.org or Call Christine at 574-401-8114 for more information.

Certification will be provided to attendees meeting the required proficiency levels.

REGISTRATION PAYMENT

Payment may be made via credit card or check.
Please register online and select check payment if you cannot pay by credit card. Check payments must be postmarked February 14, 2019 to be eligible for the early bird discount.

https://www2.breastcare.org/ncbc-conference-tickets/ to complete your registration.

Contact the office at 574-401-8113 if you do not have computer access and need a registration form mailed.

CANCELLATION POLICY

NCBC will provide a full conference refund less a $50.00 processing fee until December 31, 2018. No Conference refunds will be given after January 1, 2019. No Refunds on Certifications once the Study Materials have been sent.

Register to Attend: BreastCare.org

NCBC
National Consortium of Breast Centers, Inc.
P.O. Box 1334
Warsaw, IN 46581

29th ANNUAL

NCBC2019

Interdisciplinary Breast Center Conference

March 15-20 • Paris Las Vegas

Earn Up to 34.75 Credits

- Offering the Only BPN & CBE Certifications in the Country
- Scheduled time to view product demonstrations by over 80 exhibitors
- Registration fees that include meals, evening receptions and syllabus
- Weekend Conference Format
- Captivating World Class Speakers
- Reduced room rates until Feb. 10th
- 10% NCBC facility member discount

Attention Surgeons: Oncoplastic Course with Lab See Pgs. 8-9

National Consortium of Breast Centers
Tel: 574-267-8058 • Fax: 574-267-8268 • conferenceinfo@breastcare.org • www.breastcare.org