Cobb County, Georgia

Market Trends

Property Type: SF + Condo/TH/Apt

December 2025

Market Type

Seller's Market | Balanced Market | Buyer's Market

Key Details

Months of Inventory	Sold to List Price %	Median Days in RPR	Median Sold Price
2.81	97.9%	35	$428,000
↓ 8.17% MoM	↓ 0.3% MoM	↑ 20.69% MoM	↑ 1.9% MoM

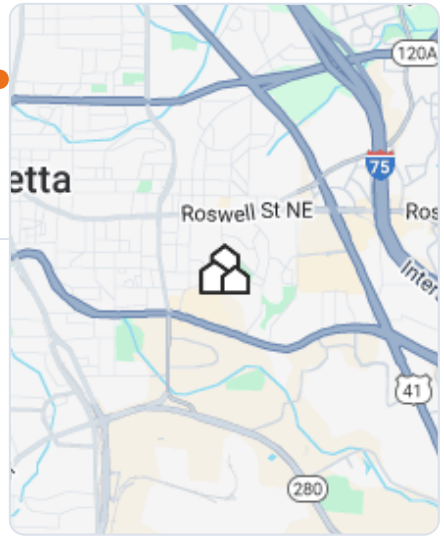

Realtors Property Resource®, LLC

Source: Listings

Median Estimated Property Value

December 2025

Property Type: SF + Condo/TH/Apt

Median Estimated Value
$454,090

Last Month Change
-0.3%

12 Month Change
-0.1%

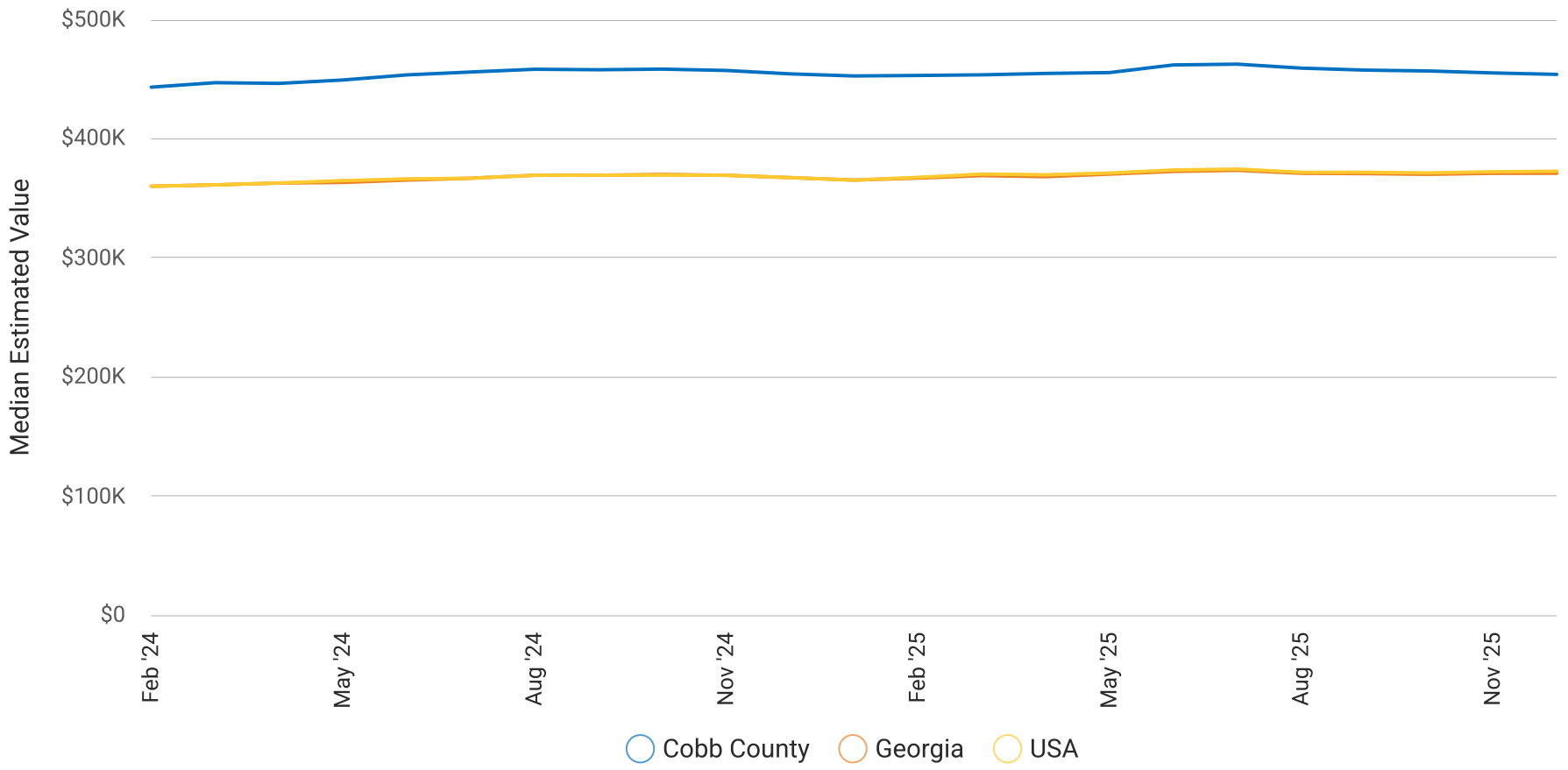

Realtors Property Resource®, LLC

Source: Public Records and Listings

New Listings

December 2025

Property Type: SF + Condo/TH/Apt

Median List Price	# of Properties	Median $/Sqft	Total $ Volume	Median Living Area Sqft
$425K	772	$201	$408.2M	2,116
↓ 3.4% Month Over Month	↓ 18.3% Month Over Month	↓ 2% Month Over Month	↓ 19.8% Month Over Month	↓ 1.9% Month Over Month

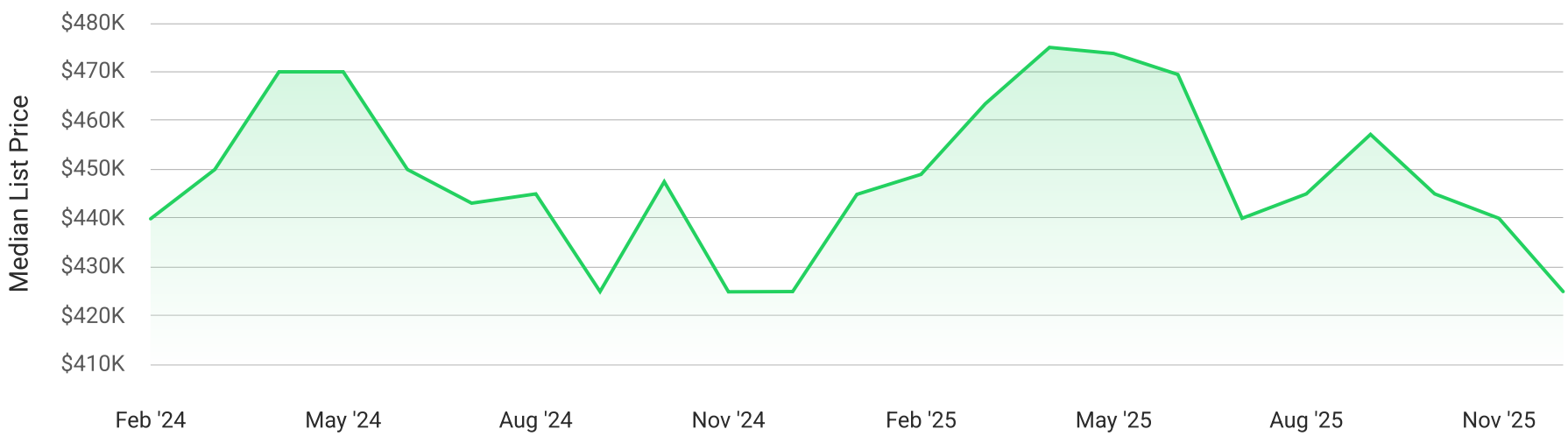

Realtors Property Resource®, LLC

Source: Listings

Active Listings

December 2025

Property Type: SF + Condo/TH/Apt

Median List Price	# of Properties	Median Days in RPR	Median $/Sqft	Total $ Volume	Median Living Area Sqft
$445K	**2,477**	**68**	**$206**	**$1.39B**	**2,144**
↓ 1% Month Over Month	↓ 8.9% Month Over Month	↑ 23.6% Month Over Month	0%	↓ 9.9% Month Over Month	↓ 1.1% Month Over Month

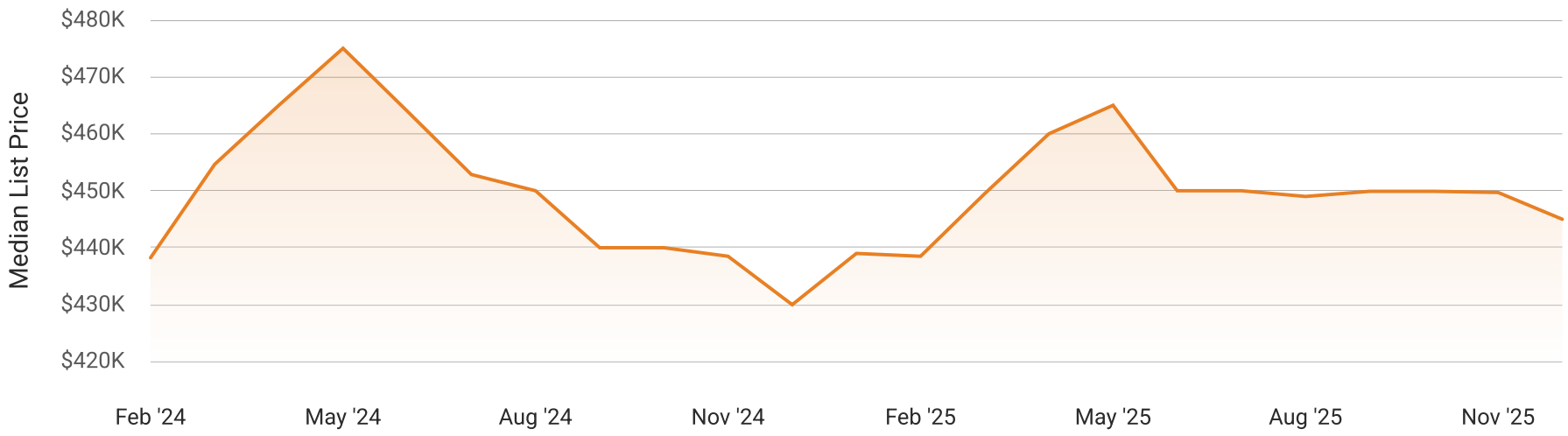

Realtors Property Resource®, LLC

Source: Listings

New Pending Listings

December 2025

Property Type: SF + Condo/TH/Apt

Median List Price	# of Properties	Median Days in RPR	Median $/Sqft	Total $ Volume	Median Living Area Sqft
$425K	**526**	**46**	**$196**	**$268.7M**	**2,148**
↓ 0.2% Month Over Month	↓ 28.5% Month Over Month	↑ 15% Month Over Month	↑ 3.2% Month Over Month	↓ 29.2% Month Over Month	↓ 4.5% Month Over Month



Realtors Property Resource®, LLC

Source: Listings

Pending Listings

December 2025

Property Type: SF + Condo/TH/Apt

Median List Price	# of Properties	Median Days in RPR	Median $/Sqft	Total $ Volume	Median Living Area Sqft
$439K	**660**	**73**	**$198**	**$357.5M**	**2,209**
↓ 0.2% Month Over Month	↓ 27.2% Month Over Month	↑ 102.8% Month Over Month	↑ 1.5% Month Over Month	↓ 28.5% Month Over Month	↓ 4.9% Month Over Month



Realtors Property Resource®, LLC

Source: Listings

Sold Listings

December 2025

Property Type: SF + Condo/TH/Apt

Median Sold Price	# of Properties	Sold to List Price %	Median Days in RPR	Median $/Sqft	Total $ Volume
$428K	**763**	**97.86%**	**35**	**$191**	**$396.7M**
↑ 1.9%	↑ 17.9%	↓ 0.3%	↑ 20.7%	↓ 2.6%	↑ 22.3%
Month Over Month	Month Over Month	Month Over Month	Month Over Month	Month Over Month	Month Over Month

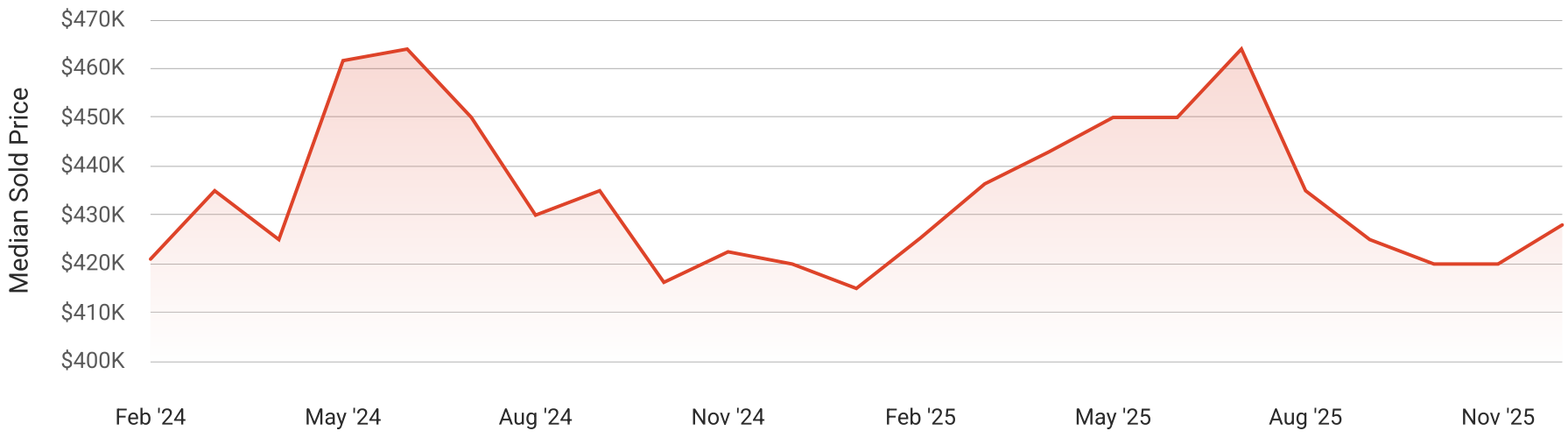

Realtors Property Resource®, LLC

Source: Listings

Months Supply of Inventory

December 2025

Property Type: SF + Condo/TH/Apt

Months Supply of Inv.	Last Month Change	12 Month Change
2.81	-8.2%	+15.6%

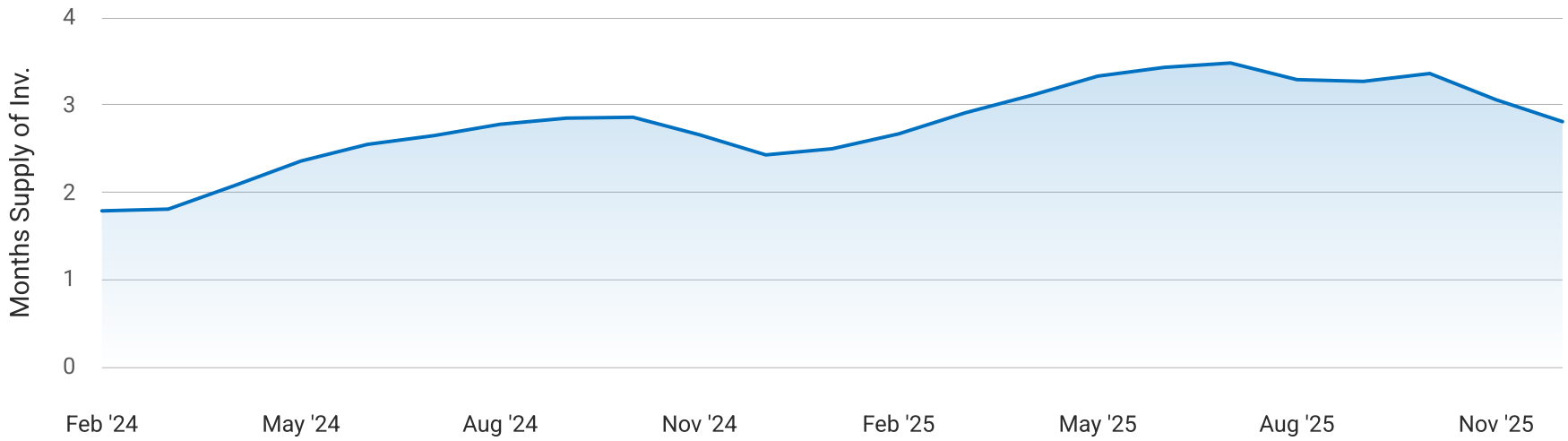

Realtors Property Resource®, LLC

Source: Listings