

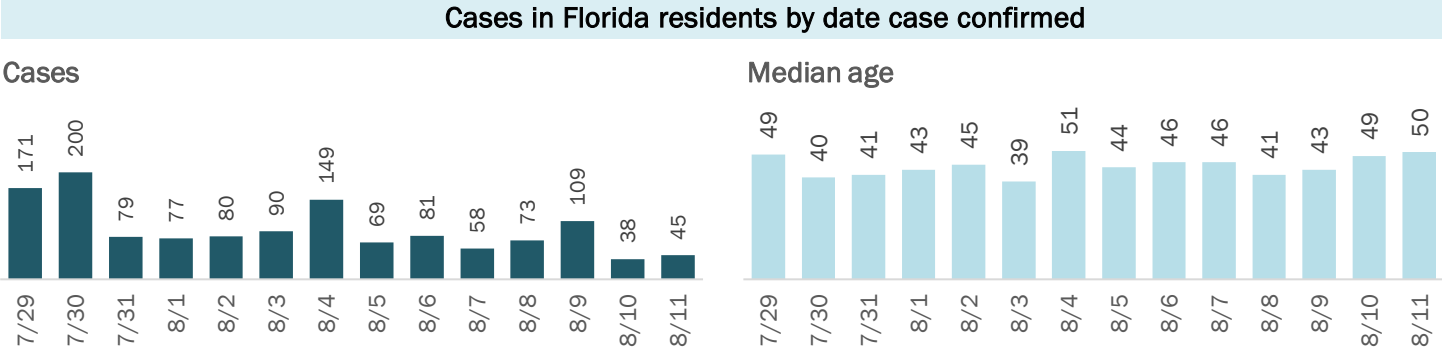
# COVID-19: summary for Collier County

Data through Aug 11, 2020 verified as of Aug 12, 2020 at 09:25 AM

Data in this report are provisional and subject to change.

Cases: people with positive PCR or antigen test result

Total cases	10,530
Florida residents	10,388
Non-Florida residents	142
Gender for Florida residents	
Men	5,008
Women	5,260
Unknown	120
Age for Florida residents	
Range	0 - 104
Median age	40



Race, ethnicity	Cases	Hospitalizations	Deaths
White	5,121 49%	479 64%	103 71%
Hispanic	2,893 28%	202 27%	27 18%
Non-Hispanic	1,771 17%	257 35%	70 48%
Unknown ethnicity	457 4%	20 3%	6 4%
Black	641 6%	74 10%	14 10%
Hispanic	39 0%	1 0%	0 0%
Non-Hispanic	548 5%	72 10%	12 8%
Unknown ethnicity	54 1%	1 0%	2 1%
Other	1,079 10%	76 10%	7 5%
Hispanic	763 7%	60 8%	5 3%
Non-Hispanic	185 2%	14 2%	1 1%
Unknown ethnicity	131 1%	2 0%	1 1%
Unknown race	3,547 34%	115 15%	22 15%
Hispanic	512 5%	31 4%	2 1%
Non-Hispanic	69 1%	4 1%	1 1%
Unknown ethnicity	2,966 29%	80 11%	19 13%
Total	10,388	744	146

Outcomes for Florida residents		
Collier		
Hospitalizations	744	(7% of all cases)
Deaths	146	(1% of all cases)
New deaths	3	

Statewide		
Hospitalizations	31,947	(6% of all cases)
Deaths	8,765	(2% of all cases)
New deaths	212	

New deaths are those identified since last report.

Cases in facility staff/residents		
Collier		
Long-term care	534	(5% of all cases)
Correctional	10	(0% of all cases)

Statewide		
Long-term care	32,075	(6% of all cases)
Correctional	16,357	(3% of all cases)

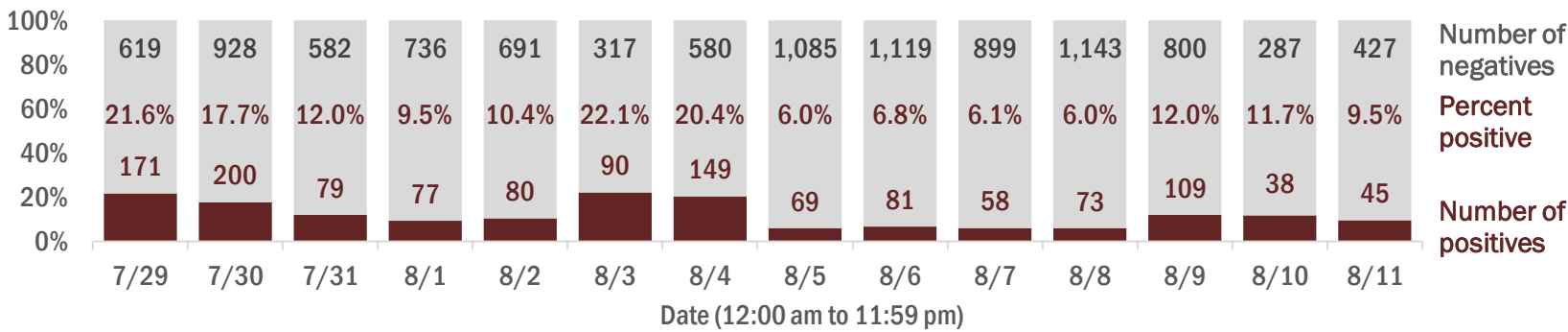
Age group	All cases	New cases (8/11)	Hospitalizations	Deaths
0-4 years	284 3%	0 0%	14 2%	0 0%
5-14 years	544 5%	6 13%	5 1%	0 0%
15-24 years	1,751 17%	4 9%	27 4%	0 0%
25-34 years	1,698 16%	5 11%	52 7%	1 1%
35-44 years	1,750 17%	4 9%	82 11%	4 3%
45-54 years	1,653 16%	8 18%	107 14%	5 3%
55-64 years	1,266 12%	7 16%	102 14%	12 8%
65-74 years	729 7%	5 11%	123 17%	31 21%
75-84 years	477 5%	4 9%	137 18%	43 29%
85+ years	235 2%	2 4%	95 13%	50 34%
Unknown	1 0%	0 0%	0 0%	0 0%
Total	10,388	45	744	146

**Hospitalization** counts include anyone who was hospitalized at some point during their illness. It does not reflect the number of people currently hospitalized.  
**Other race** includes any person with a race of American Indian/Alaskan native, Asian, native Hawaiian/Pacific Islander, or other.

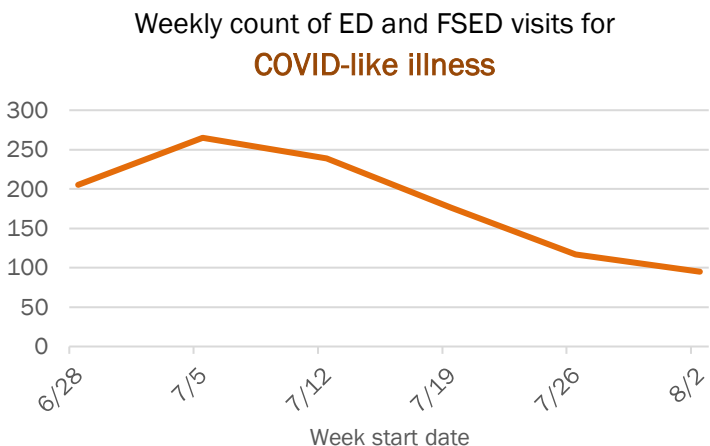
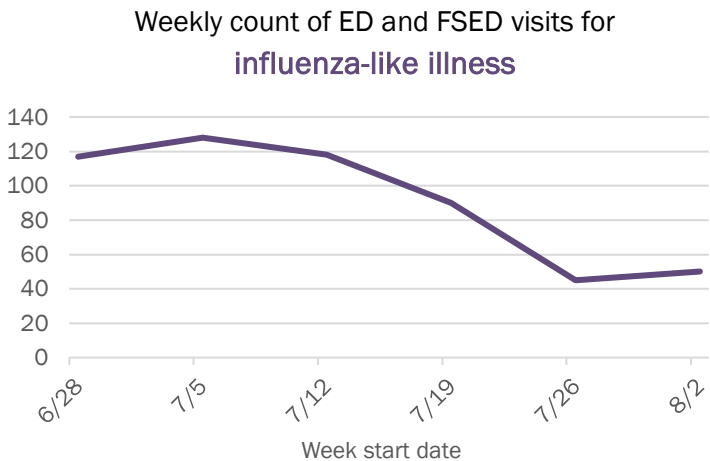
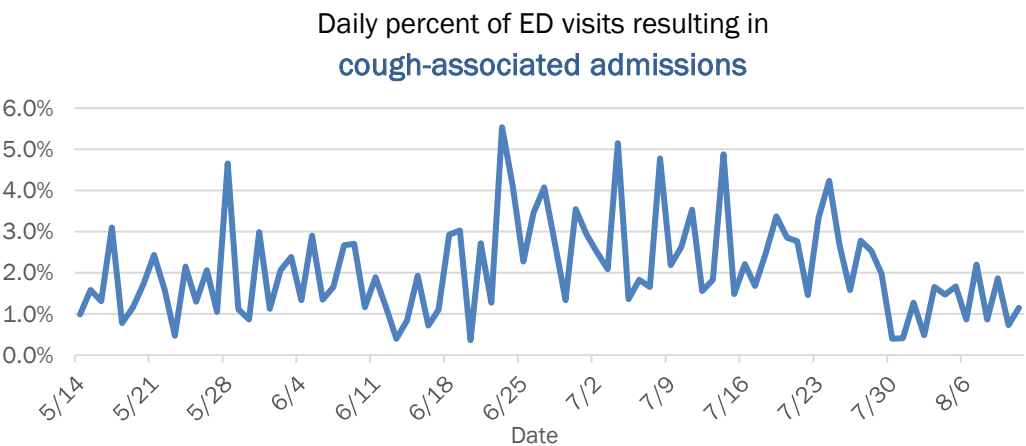
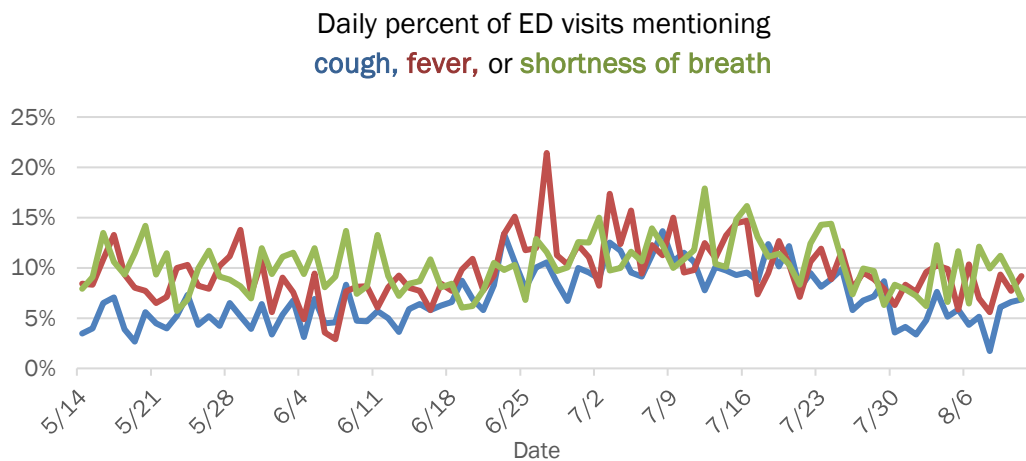
Laboratory testing for Florida residents and non-Florida residents over the past 2 weeks

Percent positivity for new cases

These counts include the number of people for whom the department received PCR or antigen laboratory results by day. This percent is the number of people who test positive for the first time divided by all the people tested that day, excluding people who have previously tested positive.



Emergency department (ED) and freestanding ED (FSED) chief complaint and admission data for Collier County



The Electronic Surveillance System for the Early Notification of Community-Based Epidemics (ESSENCE-FL) includes chief complaint data from 211 of 212 Florida EDs and 77 of 80 Florida FSEDs. Data are transmitted electronically to ESSENCE-FL daily or hourly.